

April 2, 2010

Richard Sandusky, Director of Regulatory Review  
Pennsylvania Gaming Control Board  
P.O. Box 69060  
Harrisburg, Pennsylvania 17106-9060  
Attention: Public Comment on Regulation #125-112

Dear Mr. Sandusky:

Thank you for allowing Shuffle Master, Inc. ("Shuffle Master") the opportunity to comment on the Temporary Table Games Regulations adopted by the Pennsylvania Gaming Control Board. Upon review, we have the following comments:

#### **CHAPTER 555. CARIBBEAN STUD POKER**

- § 555.2 Caribbean Stud Poker table physical characteristics.

Part (e) of this section stipulates that "Each Caribbean Stud Poker table must have a discard rack securely attached to the top of the dealer's side of the table in a location approved by the Bureau of Gaming Operations." However when specialty shufflers are used, discard racks are not required. Specialty shufflers utilize two trays, one for delivery of the cards and one for discarding. Shuffle Master recommends that the requirement is changed to "Each Caribbean Stud Poker table must, unless a specialty shuffler is utilized, have a discard rack securely attached to the top of the dealer's side of the table in a location approved by the Bureau of Gaming Operations."

#### **CHAPTER 557. FOUR CARD POKER**

- § 557.3. Cards; number of decks.

Part (b), number (5) of this section refers to a discard rack. However when specialty shufflers are used, discard racks are not required. Specialty shufflers utilize two trays, one for delivery of the cards and one for discarding. Shuffle Master recommends that the requirement is changed to "The cards from only one deck are placed in the discard rack or the discard tray of the specialty shuffler at any given time."

## **CHAPTER 565. THREE CARD POKER**

- § 565.2. Three Card Poker table physical characteristics.

Part (c) of this section states "If payout odds are not inscribed on the layout as required under subsection (b)(5), a sign identifying the payout odds for all authorized wagers shall be posted at each Four Card Poker table." The game referenced should be Three Card Poker instead of Four Card Poker.

### **General comments for payout odds and pay tables.**

While reviewing the table games, the currently listed payout odds, pay tables and rules of play do not match the information provided to the Pennsylvania Gaming Control Board via the Gaming Lab. As a point of clarification:

- Proprietary table games are specialty games that are owned and/ or distributed by a single entity for use in a specific jurisdiction. The pay tables, payout odds and rules and play are the sole responsibility of the owner / distributor and any changes must be authorized by the owner / manufacturer.
- A side bet is an "add-on" option for an existing game to add interest to the game. A side bet can be added to a proprietary game with the manufacturer's permission or to a public domain game, like Blackjack or Pai Gow Poker. The side bet is a proprietary option and any changes must be authorized by the owner / manufacturer.

The following table games are proprietary table games owned by Shuffle Master and included in the regulations:

- Caribbean Stud®
- Four Card Poker®
- Let it Ride®
- Texas Hold 'Em Bonus®
- Three Card Poker®

The following are proprietary table game side bets that are owned by Shuffle Master and are not included in the current regulations but have been submitted:

- Bet the Set 21®
- Caribbean Stud Bonus™
- Crazy 4 Poker® Progressive
- Dragon Bonus®


- Fortune Pai Gow Poker<sup>®</sup>
- Fortune Pai Gow Poker Progressive<sup>™</sup>
- Four Card Poker Progressive<sup>™</sup>
- King's Bounty Blackjack<sup>™</sup>
- Let it Ride Bonus<sup>®</sup>
- Let it Ride Bonus<sup>®</sup> w/ 3 Card Bonus<sup>®</sup>
- Mississippi Stud Progressive<sup>™</sup>
- Royal Match 21<sup>®</sup>
- Three Card Poker Progressive<sup>®</sup>
- Ultimate Texas Hold 'Em Progressive<sup>™</sup>

The following table games are proprietary table games owned by Shuffle Master and are not included in the current regulations but have been submitted:

- Blackjack Switch<sup>®</sup>
- Casino War<sup>®</sup>
- Crazy 4 Poker<sup>®</sup>
- Mississippi Stud<sup>®</sup>
- Ultimate Texas Hold 'Em<sup>®</sup>

Please see the pay tables that have been submitted by Shuffler Master attached to this letter.

Sincerely,



Christopher Cook  
Product Compliance Technical Liaison



Paytable 1	Pays
Regular Pairs	15 to 1
House advantage	5.88%

BTS-01 is designed for single deck

Paytable 2	Pays
Suited Pairs	25 to 1
Regular Pairs	10 to 1
House advantage	10.67%

BTS-02 is designed for double deck

Paytable 3	Pays
Suited Pairs	15 to 1
Regular Pairs	10 to 1
House advantage	10.61%

BTS-03 is designed for multi deck

Paytable 4	Pays
Suited Pairs	12 to 1
Regular Pairs	10 to 1
House advantage	15.43%

BTS-04 is designed for multi deck

Paytable 5	Pays
Regular Pairs	12 to 1
House advantage	23.53%

BTS-05 is designed for single deck

## Dealer Procedures

### Determining the Winning Hand

After all players have finished wagering, the Dealer flips over all Dealer cards to establish the house hand. The outcome of the game depends in part on whether the Dealer has qualified. The Dealer qualifies if he or she has at least an Ace/King. If so, the Player's and the Dealer's hands are compared to determine the outcome of the game. When comparing hands, the higher ranked hand wins. Then:

1. If the Dealer does not qualify:
  - The Player is paid 1 to 1 on the Ante and pushes the Call bet (and any hand that qualifies for the progressive jackpot is processed accordingly)
2. If the Dealer does qualify and:
  - The Player's hand beats the Dealer's, then the Player is paid 1 to 1 on the Ante and paid on the Call wager according to Table 2.1 below (and any hand that qualifies for the progressive jackpot is processed accordingly). Progressive payouts are defined in "Chapter 3 - Progressive Jackpot Payout Procedures" on page 9.

**OR**

  - The Dealer's hand beats the Player's, then the Player loses both the Ante and Call wagers (and any hand that qualifies for the progressive jackpot is processed accordingly)

**OR**

  - The Player and Dealer tie, then the Player's wagers also push (and any hand that qualifies for the progressive jackpot is processed accordingly)

Table 2.1 below lists the odds paid on the bet for winning hands (listed in descending order of rank):

Table 2.1 Caribbean Stud Poker Paytable

Hand	Payout
Royal Flush	100 to 1
Straight Flush	50 to 1
Four-of-a-Kind	20 to 1
Full House	7 to 1
Flush	5 to 1
Straight	4 to 1
Three-of-a-Kind	3 to 1
Two Pair	2 to 1
One Pair or less	1 to 1

**Caribbean Stud Progressive Paytables with Game Manager**  
Paytable Summary

Paytable Designator	CSTUD - 01		CSTUD - 02		CSTUD - 03		CSTUD - 04	
	PCSA1 (\$1 wager)	Progressive Paytable	PCSA2 (\$1 wager)	Progressive Paytable	PCSA3 (\$1 wager)	Progressive Paytable	PCSA4 (\$1 wager)	Progressive Paytable
<b>OUTCOME</b>								
Royal Flush	100% (from meter)		100% (from meter)		100% (from meter)		100% (from meter)	
Straight Flush	10% (from meter)		\$5,000 (from meter)		\$5,000 (from meter)		10% (from meter)	
Four of a Kind	\$500 (from meter)		\$500 (from meter)		\$250 (from meter)		\$250 (from meter)	
Full House	\$100 (from meter)		\$100 (from meter)		\$100 (from meter)		\$100 (from meter)	
Flush	\$50 (from meter)		\$50 (from meter)		\$50 (from meter)		\$50 (from meter)	
<b>House Edge</b>	28%		28%		28%		28%	
<b>Seed</b>	\$10,000		\$10,000		\$10,000		\$10,000	
<b>Hit Frequency</b>	0.37%		0.37%		0.37%		0.37%	

Paytable Designator	CSTUD - 05		CSTUD - 06		CSTUD - 07		CSTUD - 08	
	PCSA5 (\$1 wager)	Progressive Paytable	PCSA6 (\$1 wager)	Progressive Paytable	PCSA7 (\$1 wager)	Progressive Paytable	PCSB1 (\$1 wager)	Progressive Paytable
<b>OUTCOME</b>								
Royal Flush	100% (from meter)		100% (from meter)		100% (from meter)		100% (from meter)	
Straight Flush	10% (from meter)		10% (from meter)		\$5,000 (from meter)		\$5,000 (from meter)	
Four of a Kind	\$100 (from meter)		1% (from meter)		\$250 (from meter)		\$500 (from meter)	
Full House	\$50 (from meter)		\$50 (from meter)		\$100 (from meter)		\$100 (from meter)	
Flush	\$25 (from meter)		\$25 (from meter)		\$50 (from meter)		\$50 (from meter)	
Straight					\$25 (not from meter)		\$10 (not from meter)	
Three of a Kind							\$3 (not from meter)	
Two Pair							\$2 (not from meter)	
<b>House Edge</b>	28%		28%		28%		11%	
<b>Seed</b>	\$10,000		\$10,000		\$10,000		\$10,000	
<b>Hit Frequency</b>	0.37%		0.37%		0.37%		0.77%	

**Caribbean Stud Progressive Paytables with Game Manager**  
Paytable Summary

Paytable Designator	CSTUD - 09		CSTUD - 10		CSTUD - 11		CSTUD - 12	
	PCSC1 (\$1 wager)	Progressive Paytable	PCSB2 (\$2.50 wager)	Progressive Paytable	PCSC2 (\$2.50 wager)	Progressive Paytable	PCSB5 (\$5 wager)	Progressive Paytable
<b>OUTCOME</b>								
Royal Flush	100% (from meter)		100% (from meter)		100% (from meter)		100% (from meter)	
Straight Flush	10% (from meter)		\$12,500 (from meter)		10% (from meter)		\$25,000 (from meter)	
Four of a Kind	\$500 (from meter)		\$1,250 (from meter)		\$1,250 (from meter)		\$2,500 (from meter)	
Full House	\$100 (from meter)		\$250 (from meter)		\$250 (from meter)		\$500 (from meter)	
Flush	\$50 (from meter)		\$125 (from meter)		\$125 (from meter)		\$250 (from meter)	
Straight	\$10 (not from meter)		\$25 (not from meter)		\$25 (not from meter)		\$50 (not from meter)	
Three of a Kind	\$3 (not from meter)		\$7.50 (not from meter)		\$7.50 (not from meter)		\$15 (not from meter)	
Two Pair	\$2 (not from meter)		\$5 (not from meter)		\$5 (not from meter)		\$10 (not from meter)	
<b>House Edge</b>	11%		11%		11%		11%	
<b>Seed</b>	\$10,000		\$15,000		\$15,000		\$50,000	
<b>Hit Frequency</b>	0.77%		0.77%		0.77%		0.77%	

Paytable Designator	CSTUD - 13		CSTUD - 14	
	PCSC5 (\$5 wager)	Progressive Paytable	(\$1 wager)	Progressive Paytable
<b>OUTCOME</b>				
Royal Flush	100% (from meter)		100% (from meter)	
Straight Flush	10% (from meter)		10% (from meter)	
Four of a Kind	\$2,500 (from meter)		\$200 (not from meter)	
Full House	\$500 (from meter)		\$50 (not from meter)	
Flush	\$250 (from meter)		\$40 (not from meter)	
Straight	\$50 (not from meter)		\$30 (not from meter)	
Three of a Kind	\$15 (not from meter)		\$9 (not from meter)	
Two Pair	\$10 (not from meter)			
<b>House Edge</b>	11%		23%	
<b>Seed</b>	\$50,000		\$10,000	
<b>Hit Frequency</b>	0.77%		2.87%	

Paytable Designator **CSTUD - 15** **CSTUD - 16**

**Caribbean Stud Progressive Paytables with Game Manager**

Paytable Summary

OUTCOME	Multi Game (\$1 wager)		Multi Game (\$5 wager)	
	Progressive Paytable	Envy	Progressive Paytable	Envy
Royal Flush	100% (from meter)	\$1,000	100% (from meter)	\$5,000
Straight Flush	10% (from meter)	\$300	10% (from meter)	\$1,500
Four of a Kind	\$300 (not from meter)		\$300 (not from meter)	
Full House	\$50 (not from meter)		\$50 (not from meter)	
Flush	\$40 (not from meter)		\$40 (not from meter)	
Straight	\$30 (not from meter)		\$30 (not from meter)	
Three of a Kind	\$9 (not from meter)		\$9 (not from meter)	
Two Pair				
<b>House Edge</b>	21%		21%	
<b>Seed</b>	\$10,000		\$10,000	
<b>Hit Frequency</b>	2.87%		2.87%	






**BONUS PAYTABLES**

Hand	CPSB-01	CPSB-02	CPSB-03
Royal flush	1,000 to 1	1,000 to 1	1,000 to 1
Straight flush	200 to 1	200 to 1	200 to 1
Four of a kind	100 to 1	100 to 1	100 to 1
Full house	50 to 1	50 to 1	50 to 1
Flush	40 to 1	40 to 1	40 to 1
Straight	25 to 1	25 to 1	20 to 1
Three of a kind	7 to 1	6 to 1	6 to 1
Two pair	3 to 1	3 to 1	3 to 1
10s or Better	1 to 1	1 to 1	1 to 1
House edge:	3.1%	5.2%	7.2%
Hit frequency:	23.9%	23.9%	23.9%

# Paytables



Paytables	Pays
Beat dealer	1 to 1
Surrender instead of war	lose half
Win after going to war	1 to 2
Tie after going to war	1 to 1
House advantage	2.33%
Tie bet	10 to 1
House advantage	18.65%



# Paytables

	C4P-09		C4P-10		C4P-11		C4P-12	
	Super Bonus	Queens Up	Super Bonus	Queens Up	Super Bonus	Queens Up	Super Bonus	Queens Up
4 Aces	200 to 1		200 to 1		200 to 1		200 to 1	
4 of a Kind	30 to 1	50 to 1	30 to 1	50 to 1	30 to 1	50 to 1	30 to 1	50 to 1
Straight Flush	15 to 1	30 to 1	15 to 1	40 to 1	15 to 1	30 to 1	15 to 1	40 to 1
3 of a Kind	2 to 1	9 to 1	2 to 1	8 to 1	2 to 1	8 to 1	2 to 1	7 to 1
Flush	3 to 2	4 to 1	3 to 2	4 to 1	3 to 2	4 to 1	3 to 2	4 to 1
Straight	1 to 1	3 to 1	1 to 1	3 to 1	1 to 1	3 to 1	1 to 1	3 to 1
2 Pair		2 to 1		2 to 1		2 to 1		2 to 1
Queens or Better		1 to 1		1 to 1		1 to 1		1 to 1
House edge	3.42%	3.07%	3.42%	4.53%	3.42%	5.33%	3.42%	6.79%



1106 Palms Airport Drive  
Las Vegas, Nevada 89119  
(702) 897-7150

© 2004 Shuffle Master, Inc. All Rights Reserved



Hand	Pays 1*	Envy	Pays 2*	Envy
Four Aces	100%	\$100	100%	\$100
Four of a Kind	300 for 1	\$10	300 for 1	\$25
Straight Flush	100 for 1	\$5	100 for 1	
Three of a Kind	9 for 1		15 for 1	
*Original Wager is NOT Returned				

# DRAGON

# BONUS™

龍寶百家樂

# Paytables

Paytable 1		Paytable 2		Paytable 3	
Win by 9 points*	30 to 1	Win by 9 points*	20 to 1	Win by 9 points*	30 to 1
Win by 8 points*	10 to 1	Win by 8 points*	8 to 1	Win by 8 points*	10 to 1
Win by 7 points*	6 to 1	Win by 7 points*	7 to 1	Win by 6-7 points*	4 to 1
Win by 6 points*	4 to 1	Win by 6 points*	4 to 1	Win by 4-5 points*	2 to 1
Win by 5 points*	2 to 1	Win by 5 points*	3 to 1	Natural winner	1 to 1
Win by 4 points*	1 to 1	Win by 4 points*	1 to 1	Natural ties	PUSH
Natural winner	1 to 1	Natural winner	1 to 1		
Natural ties	PUSH	Natural ties	PUSH		

\* Non-naturals

\* Non-naturals

\* Non-naturals

House edge	
4 decks Player	2.70%
4 decks Banker	9.42%
6 decks Player	2.67%
6 decks Banker	9.39%
8 decks Player	2.65%
8 decks Banker	9.37%

House edge	
4 decks Player	2.62%
4 decks Banker	8.88%
6 decks Player	2.59%
6 decks Banker	8.86%
8 decks Player	2.58%
8 decks Banker	8.85%

House edge	
4 decks Player	2.54%
4 decks Banker	8.57%
6 decks Player	2.51%
6 decks Banker	8.54%
8 decks Player	2.50%
8 decks Banker	8.53%

R20031009

# ShuffleMaster™

1106 Palms Airport Drive  
Las Vegas, Nevada 89119  
(702) 897-7150



# Paytables

Paytable 1	Pays	Envy
7 Card Straight Flush	5,000 to 1	\$ 1,000
Royal Flush + Royal Match*	1,000 to 1	\$ 250
7 Card Straight Flush with Joker	750 to 1	\$ 100
5 Aces	250 to 1	\$ 50
Royal Flush	100 to 1	\$ 25
Straight Flush	50 to 1	\$ 10
4 of a Kind	20 to 1	\$ 5
Full House	5 to 1	
Flush	4 to 1	
3 of a Kind	3 to 1	
Straight	2 to 1	
Three Pair	Push	
House Edge	6.06%	

Paytable 2	Pays	Envy
7 Card Straight Flush	8,000 to 1	\$ 5,000
Royal Flush + Royal Match*	2,000 to 1	\$ 1,000
7 Card Straight Flush with Joker	1,000 to 1	\$ 500
5 Aces	400 to 1	\$ 250
Royal Flush	150 to 1	\$ 50
Straight Flush	50 to 1	\$ 20
4 of a Kind	25 to 1	\$ 5
Full House	5 to 1	
Flush	4 to 1	
3 of a Kind	3 to 1	
Straight	2 to 1	
House Edge	5.84%	

Paytable 3	Pays	Envy
7 Card Straight Flush	5,000 to 1	\$ 3,000
Royal Flush + Royal Match	2,000 to 1	\$ 1,000
7 Card Straight Flush with Joker	1,000 to 1	\$ 500
5 Aces	400 to 1	\$ 250
Royal Flush	150 to 1	\$ 50
Straight Flush	50 to 1	\$ 20
4 of a Kind	25 to 1	\$ 5
Full House	5 to 1	
Flush	4 to 1	
3 of a Kind	3 to 1	
Straight	2 to 1	
House Edge	5.90%	

Paytable 4	Pays	Envy
7 Card Straight Flush	2,500 to 1	\$ 1,000
Royal Flush + Royal Match	1,000 to 1	\$ 750
7 Card Straight Flush with Joker	750 to 1	\$ 250
5 Aces	250 to 1	\$ 100
Royal Flush	125 to 1	\$ 50
Straight Flush	50 to 1	\$ 20
4 of a Kind	25 to 1	\$ 5
Full House	5 to 1	
Flush	4 to 1	
3 of a Kind	3 to 1	
Straight	2 to 1	
House Edge	6.59%	

Paytable 6	Pays	Envy
7 Card Straight Flush	5,000 to 1	\$ 2,500
Royal Flush + Royal Match	1,000 to 1	\$ 500
7 Card Straight Flush with Joker	500 to 1	\$ 250
5 Aces	300 to 1	\$ 150
Royal Flush	110 to 1	\$ 55
Straight Flush	45 to 1	\$ 25
4 of a Kind	25 to 1	\$ 6
Full House	5 to 1	
Flush	4 to 1	
3 of a Kind	3 to 1	
Straight	2 to 1	
House Edge	7.38%	

Paytable 7	Pays	Envy
7 Card Straight Flush	5,000 to 1	\$ 2,500
Royal Flush + Royal Match	2,000 to 1	\$ 500
7 Card Straight Flush with Joker	1,000 to 1	\$ 250
5 Aces	400 to 1	\$ 150
Royal Flush	150 to 1	\$ 55
Straight Flush	50 to 1	\$ 25
4 of a Kind	25 to 1	\$ 6
Full House	5 to 1	
Flush	4 to 1	
3 of a Kind	3 to 1	
Straight	2 to 1	
House Edge	5.90%	



# Paytables

Paytable 9 (IN Only)	Pays	Envy
7 Card Straight Flush	1,000 to 1	\$ 500
Royal Flush + Royal Match*	750 to 1	\$ 250
7 Card Straight Flush with Joker	500 to 1	\$ 150
5 Aces	250 to 1	\$ 100
Royal Flush	150 to 1	\$ 50
Straight Flush	50 to 1	\$ 20
4 of a Kind	25 to 1	\$ 5
Full House	5 to 1	
Flush	4 to 1	
3 of a Kind	3 to 1	
Straight	2 to 1	
Three Pair	Push	





# Paytables

## Fully Wild Games

Full Wild Paytable 1	Pays	Envy
7-Card Straight Flush (No Joker)	8,000 to 1	\$ 1,000
7-Card Straight Flush (with Joker)	1,000 to 1	\$ 100
5 Aces	400 to 1	\$ 50
5 of a kind	250 to 1	\$ 25
Royal Flush	100 to 1	\$ 10
Straight Flush	40 to 1	\$ 5
Four of a Kind	25 to 1	\$ 5
Full House	5 to 1	
Flush	3 to 1	
Straight	2 to 1	
House Edge	6.43%	
Hit Frequency	15.87%	

Full Wild Paytable 2	Pays	Envy
7-Card Straight Flush (No Joker)	1,000 to 1	\$ 500
7-Card Straight Flush (with Joker)	500 to 1	\$ 100
5 Aces	400 to 1	\$ 50
5 of a kind	250 to 1	\$ 25
Royal Flush	100 to 1	\$ 10
Straight Flush	40 to 1	\$ 5
Four of a Kind	25 to 1	\$ 5
Full House	5 to 1	
Flush	3 to 1	
Straight	2 to 1	
House Edge	6.65%	
Hit Frequency	15.87%	

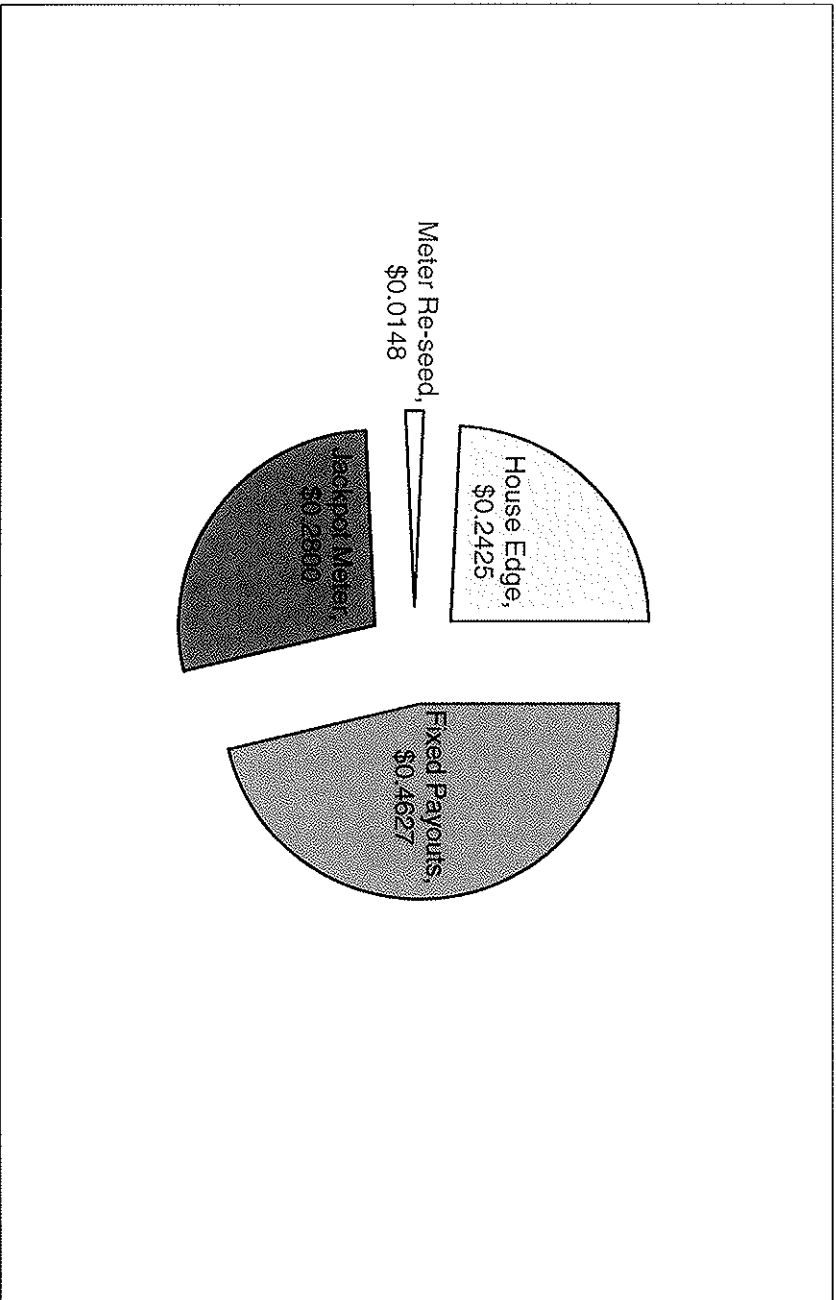
Full Wild Paytable 3	Pays	Envy
7-Card Straight Flush (No Joker)	500 to 1	\$ 250
7-Card Straight Flush (with Joker)	500 to 1	\$ 250
5 Aces	250 to 1	\$ 50
5 of a kind	200 to 1	\$ 25
Royal Flush	100 to 1	\$ 10
Straight Flush	50 to 1	\$ 5
Four of a Kind	25 to 1	\$ 5
Full House	5 to 1	
Flush	3 to 1	
Straight	2 to 1	
House Edge	6.00%	
Hit Frequency	15.87%	



### Fortune Pai Gow Poker Progressive - Paytable 1

Hand	Payout	Envy	Average Jackpot	Odds against
7 Card Straight Flush	100%		\$136,643	676,066
Five Aces	10%		\$13,664	136,652
Royal Flush	\$500			5,908
Straight Flush	\$100			835
Four of a Kind	\$75			501
Full House	\$4			37

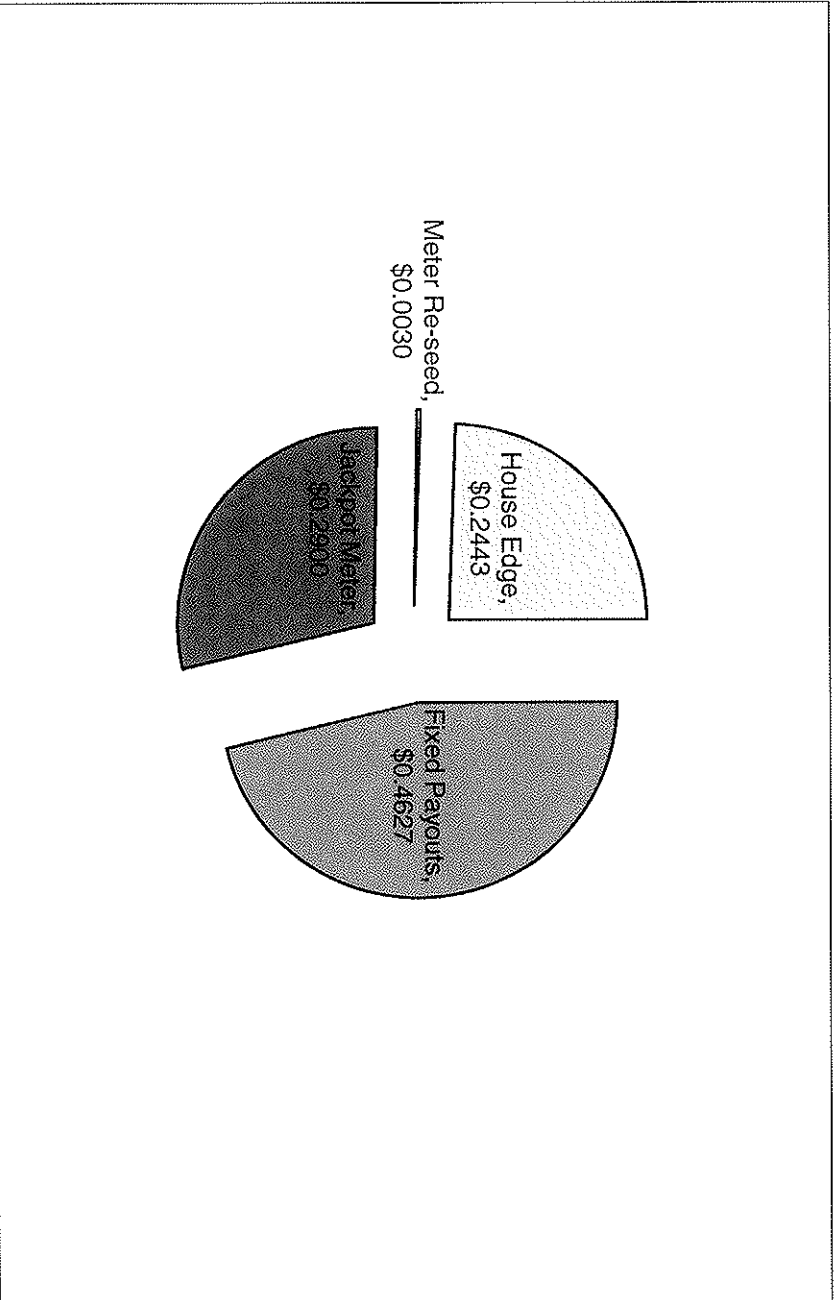
Prog. Wager	\$1
Fixed Payouts	\$0.4627
Jackpot Meter	\$0.2800
Meter Re-seed	\$0.0148
House Edge	\$0.2425
Hit Frequency	3.05%
Seed Amount	\$10,000



**Fortune Pai Gow Poker Progressive - Paytable 3**

Hand	Payout	Envy	Average Jackpot	Odds against
7 Card Straight Flush	100%		\$132,504	676,066
Five Aces	10%		\$13,250	136,652
Royal Flush	\$500			5,908
Straight Flush	\$100			835
Four of a Kind	\$75			501
Full House	\$4			37

Prog. Wager	\$1
Fixed Payouts	\$0.4627
Jackpot Meter	\$0.2900
Meter Re-seed	\$0.0030
House Edge	\$0.2443
Hit Frequency	3.05%
Seed Amount	\$2,000



Four Card Poker

	FCP-01		FCP-02		FCP-03		FCP-04	
	Automatic Bonus	Aces Up	Automatic Bonus	Aces Up	Automatic Bonus	Aces Up	Automatic Bonus	Aces Up
4 of a Kind	25 TO 1	50 TO 1	25 TO 1	50 TO 1	25 TO 1	50 TO 1	25 TO 1	50 TO 1
Straight Flush	20 TO 1	40 TO 1	20 TO 1	40 TO 1	20 TO 1	30 TO 1	20 TO 1	30 TO 1
3 of a Kind	2 TO 1	9 TO 1	2 TO 1	7 TO 1	2 TO 1	9 TO 1	2 TO 1	7 TO 1
Flush		6 TO 1		6 TO 1		6 TO 1		6 TO 1
Straight		4 TO 1		5 TO 1		4 TO 1		5 TO 1
Two Pair		2 TO 1		2 TO 1		2 TO 1		2 TO 1
Pair of Aces		1 TO 1		1 TO 1		1 TO 1		1 TO 1
House edge	1.58%	1.98%	1.58%	2.58%	1.58%	2.78%	1.58%	3.37%
Hit %	2.37%	18.56%	2.37%	18.56%	2.37%	18.56%	2.37%	18.56%

	FCP-05		FCP-06		FCP-07		FCP-08	
	Automatic Bonus	Aces Up	Automatic Bonus	Aces Up	Automatic Bonus	Aces Up	Automatic Bonus	Aces Up
4 of a Kind	25 TO 1	50 TO 1	25 TO 1	50 TO 1	25 TO 1	50 TO 1	10 TO 1	50 TO 1
Straight Flush	20 TO 1	40 TO 1	20 TO 1	40 TO 1	20 TO 1	40 TO 1	5 TO 1	30 TO 1
3 of a Kind	2 TO 1	8 TO 1	2 TO 1	8 TO 1	2 TO 1	7 TO 1	3 TO 2	8 TO 1
Flush		5 TO 1		6 TO 1		5 TO 1	1 TO 1	6 TO 1
Straight		4 TO 1		4 TO 1		4 TO 1		4 TO 1
Two Pair		3 TO 1		2 TO 1		3 TO 1		3 TO 1
Pair of Aces		1 TO 1		1 TO 1		1 TO 1		1 TO 1
House edge	1.58%	3.89%	1.58%	4.24%	1.58%	6.15%	0.80%	0.28%
Hit %	2.37%	18.56%	2.37%	18.56%	2.37%	18.56%	6.77%	18.56%

	FCP-09	
	Automatic Bonus	Aces Up
4 of a Kind	25 TO 1	50 TO 1
Straight Flush	20 TO 1	30 TO 1
3 of a Kind	2 TO 1	8 TO 1
Flush		6 TO 1
Straight		4 TO 1
Two Pair		2 TO 1
Pair of Aces		1 TO 1
House edge	1.58%	4.98%
Hit %	2.37%	18.56%



Hand	Pays 1*	Envy	Pays 2*	Envy
Four Aces	100%	\$100	100%	\$100
Four of a Kind	300 for 1	\$10	300 for 1	\$25
Straight Flush	100 for 1	\$5	100 for 1	
Three of a Kind	9 for 1		15 for 1	
*Original Wager is NOT Returned				



	KB01	KB02
2 Kings of Spades + Dealer BJ	1,000 to 1	1,000 to 1
2 Kings of Spades	100 to 1	200 to 1
2 Suited Kings	30 to 1	50 to 1
2 Suited Queens, Jacks or 10s	20 to 1	25 to 1
Suited 20	9 to 1	9 to 1
2 Kings	6 to 1	6 to 1
Unsuited 20	4 to 1	4 to 1

**Let it Ride**  
**Basic Game Paytable Summary**

Paytable Designator Description	LIRX-01		LIRX-02		LIRX-03		LIRX-04		LIRX-05	
	1000:1 Top award		500:1 Top award		100:1 Top award		500:1 Top award Special for Cruise ship		200:1 Top award Indiana	
OUTCOME	Primary Paytable		Primary Paytable		Primary Paytable		Primary Paytable		Primary Paytable	
Royal Flush	1000		500		100		500		200	
Straight Flush	200		100		50		100		100	
Four of a Kind	50		25		30		25		40	
Full House	11		15		15		11		15	
Flush	8		10		9		8		9	
Straight	5		5		6		5		5	
Three of a Kind	3		3		3		3		3	
Two Pair	2		2		2		2		2	
10s or Better	1		1		1		1		1	
Par	2.86%		2.80%		2.66%		4.63%		2.48%	
Hit Frequency	23.88%		23.88%		23.88%		23.88%		23.88%	

**Let it Ride**  
**Basic Game Paytable Summary**

Paytable Designator	LIRX-06
Description	500:1 Top award Colorado Only
OUTCOME	Primary Paytable
Royal Flush	500
Straight Flush	200
Four of a Kind	50
Full House	11
Flush	8
Straight	5
Three of a Kind	3
Two Pair	2
10s or Better	1
Par	3.05%
Hit Frequency	23.88%

**Let it Ride**  
**Bonus Game Paytable Summary**

Paytable Designator Description	LIRB-01 Tens or better-loose		LIRB-02 Tens or better-middle		LIRB-03 Tens or better-tight		LIRB-04 Two pair-loose		LIRB-05 Two pair-middle	
	Primary Payable	Secondary Payable	Primary Payable	Secondary Payable	Primary Payable	Secondary Payable	Primary Payable	Secondary Payable	Primary Payable	Secondary Payable
OUTCOME										
Royal Flush	1000	20000	1000	20000	1000	20000	1000	20000	1000	20000
Straight Flush	200	2000	200	1000	200	1000	200	2000	200	2000
Four of a Kind	50	150	50	100	50	100	50	200	50	100
Full House	11	75	11	75	11	75	11	100	11	75
Flush	8	50	8	50	8	50	8	50	8	50
Straight	5	25	5	25	5	25	5	25	5	25
Three of a Kind	3	4	3	5	3	4	3	10	3	9
Two Pair	2	3	2	4	2	3	2	6	2	6
10s or Better	1	2	1	1	1	1	1	1	1	1
Par	2.86%	4.89%	2.86%	13.07%	2.86%	23.73%	2.86%	5.65%	2.86%	13.77%
Hit Frequency	23.88%	23.88%	23.88%	23.88%	23.88%	23.88%	23.88%	7.63%	23.88%	7.63%



**Let it Ride**  
**Bonus Game Paytable Summary**

Paytable Designator Description	LIRB-06		LIRB-07		LIRB-08		LIRB-09		LIRB-10	
	Primary Payable	Secondary Payable	Primary Payable	Secondary Payable	Primary Payable	Secondary Payable	Primary Payable	Secondary Payable	Primary Payable	Secondary Payable
Two pair-tight	1000	20000	1000	20000	1000	20000	1000	20000	500	10000
OUTCOME										
Royal Flush	200	2000	200	2000	200	2000	200	2000	200	2000
Straight Flush	50	100	50	400	50	400	50	300	50	100
Four of a Kind	11	75	11	200	11	200	11	150	11	75
Full House	8	50	8	50	8	50	8	50	8	50
Flush	5	25	5	25	5	25	5	25	5	25
Straight	3	8	3	10	3	5	3	5	3	8
Three of a Kind	2	4	2		2		2		2	4
Two Pair	1		1		1		1		1	
10s or Better										
Par	2.86%	25.39%	2.86%	14.97%	2.86%	25.53%	2.86%	35.14%	3.05%	26.93%
Hit Frequency	23.88%	7.63%	23.88%	2.87%	23.88%	2.87%	23.88%	2.87%	23.88%	7.63%

**Let it Ride**  
**Bonus Game Paytable Summary**

Paytable Designator Description	LIRB-11 New Jersey & Seneca		LIRB-12 tight		LIRB-13 tighter		LIRB-14 Australia 100K		LIRB-15 Australia 50K	
	Primary Paytable	Secondary Paytable	Primary Paytable	Secondary Paytable	Primary Paytable	Secondary Paytable	Primary Paytable	Secondary Paytable	Primary Paytable	Secondary Paytable
<b>OUTCOME</b>										
Royal Flush	1000	25000	1000	10000	1000	10000	1000	100000	1000	50000
Straight Flush	200	2500	200	2000	200	2000	200	1000	200	1000
Four of a Kind	50	400	50	200	50	200	50	100	50	100
Full House	11	200	11	75	11	75	11	75	11	75
Flush	8	50	8	50	8	50	8	50	8	50
Straight	5	25	5	25	5	25	5	25	5	25
Three of a Kind	3	5	3	5	3	5	3	4	3	5
Two Pair	2		2		2		2	3	2	4
10s or Better	1		1		1		1	1	1	1
Par	2.86%	24.07%	2.86%	49.88%	2.86%	54.11%	2.86%	11.41%	2.86%	12.24%
Hit Frequency	23.88%	2.87%	23.88%	2.87%	23.88%	2.87%	23.88%	23.88%	23.88%	23.88%

**Let it Ride**  
**Bonus Game Paytable Summary**

Paytable Designator Description	LIRB-16		LIRB-17		LIRB-18		LIRB-19		LIRB-20	
	Same as LIRB-01 with 10000 Royal		Same as LIRB-02 with 10000 Royal		Same as LIRB-03 with 10000 Royal		Same as LIRB-04 with 10000 Royal		Same as LIRB-05 with 10000 Royal	
OUTCOME	Primary Paytable	Secondary Paytable	Primary Paytable	Secondary Paytable	Primary Paytable	Secondary Paytable	Primary Paytable	Secondary Paytable	Primary Paytable	Secondary Paytable
Royal Flush	1000	10000	1000	10000	1000	10000	1000	10000	1000	10000
Straight Flush	200	2000	200	2000	200	1000	200	2000	200	2000
Four of a Kind	50	150	50	200	50	100	50	200	50	100
Full House	11	75	11	75	11	75	11	100	11	75
Flush	8	50	8	50	8	50	8	50	8	50
Straight	5	25	5	25	5	25	5	25	5	25
Three of a Kind	3	4	3	5	3	4	3	10	3	9
Two Pair	2	3	2	4	2	3	2	6	2	6
10s or Better	1	2	1	1	1	1	1	1	1	1
Par	2.86%	6.43%	2.86%	14.61%	2.86%	25.27%	2.86%	7.19%	2.86%	15.31%
Hit Frequency	23.88%	23.88%	23.88%	23.88%	23.88%	23.88%	23.88%	7.63%	23.88%	7.63%

**Let it Ride**  
**Bonus Game Paytable Summary**

Paytable Designator Description	LIRB-21		LIRB-22		LIRB-23		LIRB-24		LIRB-25	
	Primary Paytable	Secondary Paytable	Primary Paytable	Secondary Paytable	Primary Paytable	Secondary Paytable	Primary Paytable	Secondary Paytable	Primary Paytable	Secondary Paytable
OUTCOME										
Royal Flush	1000	10000	1000	10000	1000	10000	1000	10000	100	10000
Straight Flush	200	2000	200	2000	200	2000	200	2000	50	2000
Four of a Kind	50	400	50	400	50	400	50	300	30	100
Full House	11	200	11	200	11	200	11	150	15	75
Flush	8	50	8	50	8	50	8	50	9	50
Straight	5	25	5	25	5	25	5	25	6	25
Three of a Kind	3	8	3	10	3	5	3	5	3	8
Two Pair	2	4	2	2	2	2	2	2	2	4
10s or Better	1	1	1	1	1	1	1	1	1	1
Par	2.86%	26.93%	2.86%	16.51%	2.86%	27.07%	2.86%	36.68%	2.66%	26.93%
Hit Frequency	23.88%	7.63%	23.88%	2.87%	23.88%	2.87%	23.88%	2.87%	23.88%	7.63%

**Let it Ride**  
**Bonus Game Paytable Summary**

Paytable Designator Description	LIRB-26		LIRB-27		LIRB-28		LIRB-29		LIRB-30	
	Primary Paytable	Secondary Paytable	Primary Paytable	Secondary Paytable	Primary Paytable	Secondary Paytable	Primary Paytable	Secondary Paytable	Primary Paytable	Secondary Paytable
Special payable Conrad Jupiters	1000	50000	500	10000	500	5000	100	5000	200	10000
Royal Flush	200	5000	100	2000	200	2000	50	2000	100	2000
Straight Flush	50	500	25	100	50	100	30	100	40	100
Four of a Kind	11	150	15	75	11	75	15	75	15	75
Full House	8	100	10	50	8	50	9	50	9	50
Flush	5	50	5	25	5	25	6	25	5	25
Straight	3		3	8	3	8	3	8	3	8
Three of a Kind	2		2	4	2	4	2	4	2	4
Two Pair	1		1		1		1		1	
10s or Better										
Par	2.86%	12.49%	2.80%	26.93%	3.05%	27.70%	2.66%	27.70%	2.48%	26.93%
Hit Frequency	23.88%	0.76%	23.88%	7.63%	23.88%	7.63%	23.88%	7.63%	23.88%	7.63%

**Let it Ride**  
**Bonus Game Paytable Summary**

Paytable Designator Description	LIRB-31 Colorado		LIRB-32 Colorado		LIRB-33 Alberta		LIRB-34 Alberta		LIRB-35 Alberta	
	Primary Paytable	Secondary Paytable	Primary Paytable	Secondary Paytable	Primary Paytable	Secondary Paytable	Primary Paytable	Secondary Paytable	Primary Paytable	Secondary Paytable
<b>OUTCOME</b>										
Royal Flush	500	5000	200	5000	500	10000	500	5000	500	5000
Straight Flush	100	2000	100	2000	100	2000	100	1000	100	1000
Four of a Kind	25	100	40	100	25	400	25	100	25	200
Full House	15	75	15	75	15	200	15	75	15	150
Flush	10	50	9	50	10	50	10	50	10	75
Straight	5	25	5	25	5	25	5	25	5	25
Three of a Kind	3	8	3	8	3	5	3	8	3	10
Two Pair	2	4	2	4	2	2	2	5	2	2
10s or Better	1	1	1	1	1	1	1	1	1	1
Par	2.80%	27.70%	2.48%	27.70%	2.80%	27.07%	2.80%	24.30%	2.80%	25.75%
Hit Frequency	23.88%	7.63%	23.88%	7.63%	23.88%	2.87%	23.88%	7.63%	23.88%	2.87%




## PAYTABLES

Hand	MS-01
Royal Flush	500 to 1
Straight Flush	100 to 1
Four of a Kind	40 to 1
Full House	10 to 1
Flush	6 to 1
Straight	4 to 1
Three of a Kind	3 to 1
Two Pair	2 to 1
Pair of Jacks or better	1 to 1
Pair of 6s to 10s	Push
House advantage	1.58%
Expected hold	24%



Hand	MS Stud-01		MS Stud MG-01		MS Stud MG-02	
	Pays*	Envy	Pays*	Envy**	Pays*	Envy**
Royal Flush	100%	\$1,000	100%	\$1,000	100%	\$5,000
Straight Flush	10%	\$300	10%	\$300	10%	\$1,500
4 of a Kind	300 for 1		300 for 1		300 for 1	
Full House	50 for 1		50 for 1		50 for 1	
Flush	40 for 1		40 for 1		40 for 1	
Straight	30 for 1		30 for 1		30 for 1	
3 of a Kind	9 for 1		9 for 1		9 for 1	





Paytable 1	Pays
Royal Match	10 to 1
Two Suited Cards	3 to 1
Crown Treasure (optional)	\$1,000
House advantage	3.03%

RM-01 and RM-02 are designed for single deck

Paytable 2	Pays
Royal Match	5 to 1
Two Suited Cards	3 to 1
Crown Treasure (optional)	\$1,000
House advantage	4.54%

RM-01 and RM-02 are designed for single deck

Paytable 3	Pays
Royal Match	30 to 1
Two Suited Cards	2.5 to 1
Crown Treasure (optional)	\$1,000
House advantage	5.18%

RM-03, 04, 05 designed for multi deck

Paytable 4	Pays
Royal Match	25 to 1
Two Suited Cards	2.5 to 1
Crown Treasure (optional)	\$1,000
House advantage	6.67%

RM-03, 04, 05 designed for multi deck

Paytable 5	Pays
Royal Match	50 to 1
Two Suited Cards	2 to 1
Crown Treasure (optional)	\$1,000
House advantage	11.48%

RM-03, 04, 05 designed for multi deck

Paytable 7	Pays	Envy
Crown Treasure	\$5,000	\$250
Royal Match	30 to 1	\$10
Suited Blackjack	9 to 1	
Two Suited Cards	1.5 to 1	
House advantage	12.84%	

Player must wager at least \$5 to qualify for Envy Bonuses

Paytable 8	Pays
Royal Match	25 to 1
Suited Blackjack	5 to 1
Two Suited Cards	2.5 to 1
Crown Treasure (optional)	\$1,000
House advantage	3.70%


RM-08 designed for multi deck

Paytable 9	Pays
Royal Match	30 to 1
Suited Pair	9 to 1
Two Card Straight Flush	5 to 1
Two Suited Cards	1.5 to 1
Crown Treasure (optional)	\$1,000
House advantage	5.12%

RM-09 designed for 6 deck

Paytable 10	Pays
Matching Royal Matches	CAR
Royal Match	40 to 1
Two Card Straight Flush	4 to 1
Two Suited Cards	1 to 1
House advantage (\$1 wager)	22.34%

RM-10 designed for 6 deck



Paytables	1	2
A-A (Player) / A-A (Dealer)		1000 to 1
A-A	30 to 1	30 to 1
A-K (Suited)	25 to 1	25 to 1
A-Q or A-J (Suited)	20 to 1	20 to 1
A-K (Unsuited)	15 to 1	15 to 1
K-K or Q-Q or J-J (High Pairs)	10 to 1	10 to 1
A-Q or A-J (Unsuited)	5 to 1	5 to 1
10-10 Thru 2-2 (Low Pairs)	3 to 1	3 to 1

# Three Card Poker Paytable Summary

## Three Card Poker

Paytable Designator Description	TCP-01 A/A		TCP-02 A/B		TCP-03 B/A		TCP-04 B/B	
	Ante A Paytable	Pair Plus A Paytable	Ante A Paytable	Pair Plus B Paytable	Ante B Paytable	Pair Plus A Paytable	Ante B Paytable	Pair Plus B Paytable
<b>OUTCOME</b>								
Straight Flush	5	40	5	40	5	40	5	40
Three of a Kind	4	30	4	25	3	30	3	25
Straight	1	6	1	6	1	6	1	6
Flush		4		4		4		4
Pair		1		1		1		1
<b>Par per Total Wager</b>	2.01%	2.30%	2.01%	3.50%	2.16%	2.30%	2.16%	3.50%
<b>Hit Frequency</b>	44.91%	25.61%	44.91%	25.61%	44.91%	25.61%	44.91%	25.61%


Paytable Designator Description	TCP-05 C/A		TCP-06 C/B		TCP-07 A/C		TCP-08 B/C	
	Ante C Paytable	Pair Plus A Paytable	Ante C Paytable	Pair Plus B Paytable	Ante A Paytable	Pair Plus C Paytable	Ante B Paytable	Pair Plus C Paytable
<b>OUTCOME</b>								
Straight Flush	4	40	4	40	5	40	5	40
Three of a Kind	3	30	3	25	4	30	3	30
Straight	1	6	1	6	1	5	1	5
Flush		4		4		4		4
Pair		1		1		1		1
<b>Par per Total Wager</b>	2.28%	2.30%	2.28%	3.50%	2.01%	5.60%	2.16%	5.60%
<b>Hit Frequency</b>	44.91%	25.61%	44.91%	25.61%	44.91%	25.61%	44.91%	25.61%

## Three Card Poker Paytable Summary


### Three Card Poker

Paytable Designator Description	TCP-09 C/C		TCP-10 A/D		TCP-11 B/D		TCP-12 C/D	
	Ante C Ante Bonus Paytable	Pair Plus C Paytable	Ante A Ante Bonus Paytable	Pair Plus D Paytable	Ante B Ante Bonus Paytable	Pair Plus D Paytable	Ante C Ante Bonus Paytable	Pair Plus D Paytable
<b>OUTCOME</b>								
Straight Flush	4	40	5	40	5	40	4	40
Three of a Kind	3	30	4	30	3	30	3	30
Straight	1	5	1	6	1	6	1	6
Flush		4		3		3		3
Pair		1		1		1		1
<b>Par per Total Wager Hit Frequency</b>	2.28% 44.91%	5.60% 25.61%	2.01% 44.91%	7.30% 25.61%	2.16% 44.91%	7.30% 25.61%	2.28% 44.91%	7.30% 25.61%

Paytable Designator Description	TCP-13 New Jersey only D/E		TCP-14 New Jersey only A/E	
	Ante D Ante Bonus Paytable	Pair Plus E Paytable	Ante A Ante Bonus Paytable	Pair Plus E Paytable
<b>OUTCOME</b>				
Straight Flush	6	35	5	35
Three of a Kind	5	33	4	33
Straight	1	6	1	6
Flush		4		4
Pair		1		1
<b>Par per Total Wager Hit Frequency</b>			2.01% 44.91%	



Hand	Paytable 1*	Paytable 2*	Paytable 3*	Envy (both paytables)
AKQ Spades	100%	100%	100%	\$100
AKQ Hearts/Diamonds/Clubs	500 for 1	500 for 1	500 for 1	\$25
Straight Flush	70 for 1	100 for 1	40 for 1	
Three of a Kind	60 for 1	90 for 1	30 for 1	
Straight	6 for 1	n/a	6 for 1	



# Paytables

Hand	UTH-01			UTH-02			UTH-03			UTH-04		
	Trips Bonus	Blind		Trips Bonus	Blind		Trips Bonus	Blind		Trips Bonus	Blind	
Royal flush	50 to 1	500 to 1		50 to 1	500 to 1		50 to 1	500 to 1		50 to 1	500 to 1	
Straight flush	40 to 1	50 to 1		40 to 1	50 to 1		40 to 1	50 to 1		40 to 1	50 to 1	
Four of a kind	30 to 1	10 to 1		30 to 1	10 to 1		30 to 1	10 to 1		20 to 1	10 to 1	
Full house	9 to 1	3 to 1		8 to 1	3 to 1		8 to 1	3 to 1		7 to 1	3 to 1	
Flush	7 to 1	3 to 2		6 to 1	3 to 2		7 to 1	3 to 2		6 to 1	3 to 2	
Straight	4 to 1	1 to 1		5 to 1	1 to 1		4 to 1	1 to 1		5 to 1	1 to 1	
Three of a kind	3 to 1			3 to 1			3 to 1			3 to 1		
	0.90%	0.84%*		1.90%	0.84%*		3.50%	0.84%*		6.18%	0.84%*	

\* Entire game vs. dealer. Assumes perfect play.



	<b>Paytable 01*</b>
Hand	Pays*
Royal Flush- First 5 Cards	100%
Royal Flush- First 7 Cards	5%
Community Royal	3,000 for 1
Straight Flush	250 for 1
4 of a Kind	100 for 1
Full House	10 for 1

Hand	<b>PMG-01</b>		<b>PMG-02</b>	
	Pays*	Envy**	Pays*	Envy**
Royal Flush	100%	\$1,000	100%	\$5,000
Straight Flush	10%	\$300	10%	\$1,500
4 of a Kind	300 for 1		300 for 1	
Full House	50 for 1		50 for 1	
Flush	40 for 1		40 for 1	
Straight	30 for 1		30 for 1	
3 of a Kind	9 for 1		9 for 1	