

**Final Traffic Impact Assessment
Technical Appendix**

**Foxwoods-Philadelphia
Proposed Slot Parlor/Casino
Development**

**on
Columbus Boulevard
between
Reed and Tasker Streets**

City of Philadelphia

May 2, 2006



**Jeffrey Greene, P.E.
PE Number PE-019622-E**



**H. Richard Orth, P.E.
PE Number PE-037755-R**

TABLE OF CONTENTS

- **FRIDAY EARLY AFTERNOON TURNING MOVEMENT COUNTS**
- **FRIDAY NIGHT TURNING MOVEMENT COUNTS**
- **SATURDAY LATE MORNING AND EARLY AFTERNOON TURNING MOVEMENT COUNTS**
- **SATURDAY NIGHT TURNING MOVEMENT COUNTS**
- **TUESDAY COMMUTER PEAK PERIOD TURNING MOVEMENT COUNTS**
- **SATURDAY AFTERNOON AND EVENING TURNING MOVEMENT COUNTS**
- **AUTOMATIC TRAFFIC RECORDER COUNTS**
- **TRIP GENERATION, DISTRIBUTION AND ASSIGNMENT**
- **VOLUME AND LEVELS OF SERVICE FIGURES**
- **CAPACITY ANALYSIS – EXISTING CONDITIONS**
- **CAPACITY ANALYSIS – NO-BUILD CONDITIONS**
- **CAPACITY ANALYSIS – PHASE I CONDITIONS**
- **CAPACITY ANALYSIS – PHASE II WITHOUT DICKINSON STREET RAMP**
- **CAPACITY ANALYSIS – PHASE II WITH DICKINSON STREET RAMP**

**FRIDAY EARLY AFTERNOON TURNING MOVEMENT COUNTS
NOVEMBER 2005
JANUARY AND FEBRUARY 2006**

Orth-Rodgers & Associates

230 South Broad St.
Philadelphia, PA 19102
www.orth-rodgers.com

Counter:
Counted By: JL & KK
Weather: Clear
Other:

File Name : Columbus & Tasker Fri
Site Code : 00000000
Start Date : 1/27/2006
Page No : 1

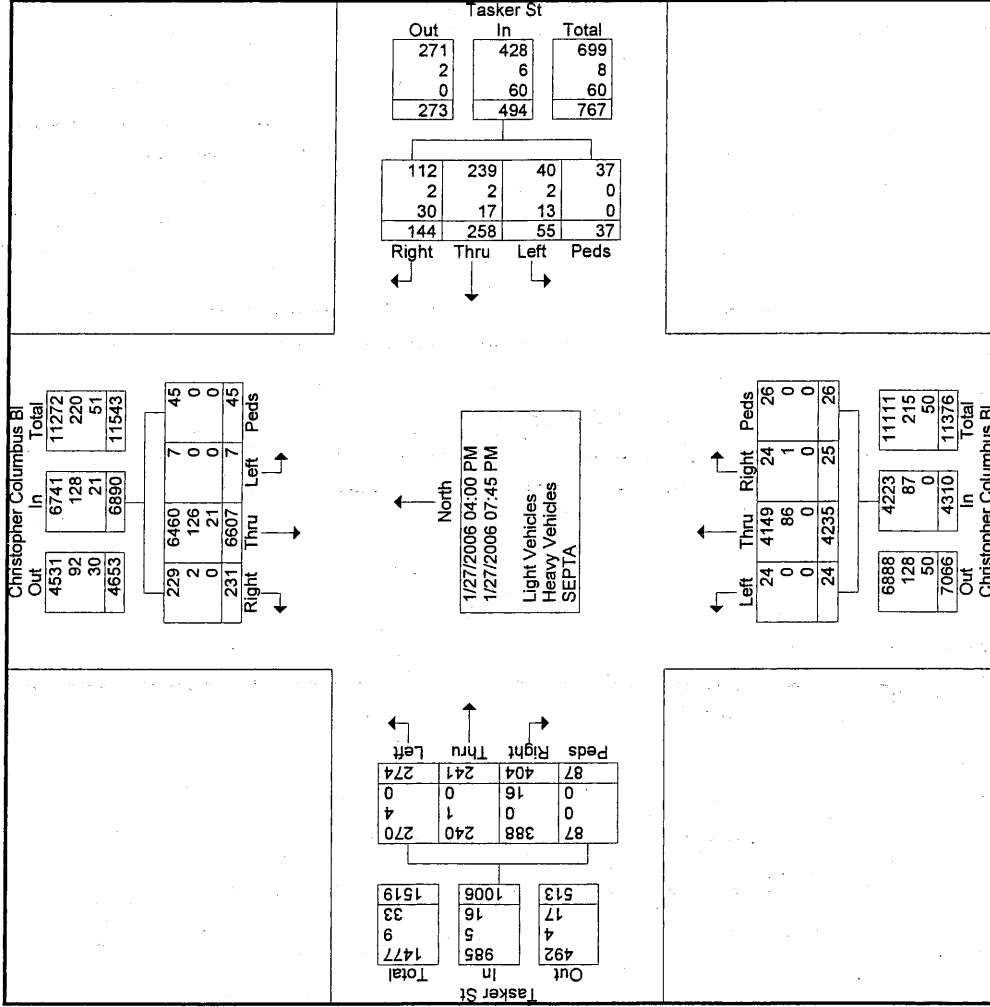
Groups Printed- Light Vehicles - Heavy Vehicles - SEPTA

Start Time	Christopher Columbus Bl Southbound										Christopher Columbus Bl Northbound										Tasker St Westbound										Tasker St Eastbound																																																																																																																																																																																																																																																																																																																																																																																																																																																																																																																																																															
	Left	Thru	Right	Peds	App. Total	Left	Thru	Right	Peds	App. Total	U-Turn	Left	Thru	Right	Peds	App. Total	Left	Thru	Right	Peds	App. Total	Left	Thru	Right	Peds	App. Total	Left	Thru	Right	Peds	App. Total	Left	Thru	Right	Peds	App. Total	Int. Total																																																																																																																																																																																																																																																																																																																																																																																																																																																																																																																																																									
	1.0	1.0	1.0	1.0	1.0	1.0	1.0	1.0	1.0	1.0	1.0	1.0	1.0	1.0	1.0	1.0	1.0	1.0	1.0	1.0	1.0	1.0	1.0	1.0	1.0	1.0	1.0	1.0	1.0	1.0	1.0	1.0	1.0	1.0	1.0																																																																																																																																																																																																																																																																																																																																																																																																																																																																																																																																																											
Factor	0	419	24	5	448	1	13	10	4	28	0	1	303	2	1	307	19	20	20	5	64	847	04:00 PM	0	419	14	0	433	3	21	11	1	36	0	2	278	4	8	292	19	18	34	5	76	837	04:15 PM	0	418	27	2	447	5	19	13	0	37	0	0	312	0	4	316	23	15	26	9	73	873	04:30 PM	0	434	10	3	447	1	21	10	2	34	0	1	244	0	4	249	15	13	25	3	56	786	04:45 PM	0	1690	75	10	1775	10	74	44	7	135	0	4	1137	6	17	1164	76	66	105	22	269	3343	Total	2	1703	46	10	1761	13	74	34	8	129	2	2	1109	7	5	1125	74	65	105	12	256	3271	05:00 PM	1	426	10	1	438	4	18	5	2	29	0	2	258	1	1	262	13	13	24	1	51	780	05:15 PM	0	433	14	2	449	4	24	7	2	37	0	1	264	4	3	272	19	21	28	2	62	802	05:30 PM	0	461	12	7	480	3	14	7	1	25	0	0	260	1	0	261	13	13	19	4	49	815	05:45 PM	0	429	13	0	442	5	19	9	3	36	2	1	268	2	0	273	23	14	34	5	76	827	Total	2	1676	43	13	1734	17	51	28	13	109	2	6	982	6	3	999	60	52	99	12	223	3065	06:00 PM	0	389	21	6	416	3	15	12	5	35	0	0	246	0	0	246	17	16	22	4	59	756	06:15 PM	0	420	12	3	435	3	18	5	2	28	1	0	247	2	1	251	17	22	27	19	85	799	06:30 PM	0	395	14	2	411	6	9	7	1	23	4	2	267	2	0	275	15	8	20	16	59	768	06:45 PM	3	334	20	1	358	3	17	14	1	35	1	0	247	2	0	250	15	12	26	2	55	698	Total	3	1538	67	12	1620	15	59	38	9	121	6	2	1007	6	1	1022	64	58	95	41	258	3021	07:00 PM	7	6607	231	45	6890	55	258	144	37	494	10	14	4235	25	26	4310	274	241	404	87	1006	12700	Approach %	0.1	95.9	3.4	0.7		11.1	52.2	29.1	7.5		0.2	0.3	98.3	0.6	0.6		27.2	24	40.2	8.6			Total %	0.1	52	1.8	0.4	54.3	0.4	2	1.1	0.3	3.9	0.1	0.1	33.3	0.2	0.2	33.9	2.2	1.9	3.2	0.7	7.9		Light Vehicles	7	6460	229	45	6741	40	239	112	37	428	10	14	4149	24	26	4223	270	240	388	87	985	12377	% Light Vehicles	100	97.8	99.1	100	97.8	72.7	92.6	77.8	100	86.6	100	100	98	96	100	98	98.5	99.6	96	100	97.9	97.5	Heavy Vehicles	0	126	2	0	128	2	2	2	0	6	0	0	86	1	0	87	4	1	0	0	5	226	% Heavy Vehicles	0	1.9	0.9	0	1.9	3.6	0.8	1.4	0	1.2	0	0	2	4	0	2	1.5	0.4	0	0	0.5	1.8	SEPTA	0	21	0	0	21	13	17	30	0	60	0	0	0	0	0	0	0	0	16	0	16	97	% SEPTA	0	0.3	0	0	0.3	23.6	6.6	20.8	0	12.1	0	0	0	0	0	0	0	0	4	0	1.6	0.8
04:00 PM	0	419	14	0	433	3	21	11	1	36	0	2	278	4	8	292	19	18	34	5	76	837	04:15 PM	0	418	27	2	447	5	19	13	0	37	0	0	312	0	4	316	23	15	26	9	73	873	04:30 PM	0	434	10	3	447	1	21	10	2	34	0	1	244	0	4	249	15	13	25	3	56	786	04:45 PM	0	1690	75	10	1775	10	74	44	7	135	0	4	1137	6	17	1164	76	66	105	22	269	3343	Total	2	1703	46	10	1761	13	74	34	8	129	2	2	1109	7	5	1125	74	65	105	12	256	3271	05:00 PM	1	426	10	1	438	4	18	5	2	29	0	2	258	1	1	262	13	13	24	1	51	780	05:15 PM	0	433	14	2	449	4	24	7	2	37	0	1	264	4	3	272	19	21	28	2	62	802	05:30 PM	0	461	12	7	480	3	14	7	1	25	0	0	260	1	0	261	13	13	19	4	49	815	05:45 PM	0	429	13	0	442	5	19	9	3	36	2	1	268	2	0	273	23	14	34	5	76	827	Total	2	1676	43	13	1734	17	51	28	13	109	2	6	982	6	3	999	60	52	99	12	223	3065	06:00 PM	0	389	21	6	416	3	15	12	5	35	0	0	246	0	0	246	17	16	22	4	59	756	06:15 PM	0	420	12	3	435	3	18	5	2	28	1	0	247	2	1	251	17	22	27	19	85	799	06:30 PM	0	395	14	2	411	6	9	7	1	23	4	2	267	2	0	275	15	8	20	16	59	768	06:45 PM	3	334	20	1	358	3	17	14	1	35	1	0	247	2	0	250	15	12	26	2	55	698	Total	3	1538	67	12	1620	15	59	38	9	121	6	2	1007	6	1	1022	64	58	95	41	258	3021	07:00 PM	7	6607	231	45	6890	55	258	144	37	494	10	14	4235	25	26	4310	274	241	404	87	1006	12700	Approach %	0.1	95.9	3.4	0.7		11.1	52.2	29.1	7.5		0.2	0.3	98.3	0.6	0.6		27.2	24	40.2	8.6			Total %	0.1	52	1.8	0.4	54.3	0.4	2	1.1	0.3	3.9	0.1	0.1	33.3	0.2	0.2	33.9	2.2	1.9	3.2	0.7	7.9		Light Vehicles	7	6460	229	45	6741	40	239	112	37	428	10	14	4149	24	26	4223	270	240	388	87	985	12377	% Light Vehicles	100	97.8	99.1	100	97.8	72.7	92.6	77.8	100	86.6	100	100	98	96	100	98	98.5	99.6	96	100	97.9	97.5	Heavy Vehicles	0	126	2	0	128	2	2	2	0	6	0	0	86	1	0	87	4	1	0	0	5	226	% Heavy Vehicles	0	1.9	0.9	0	1.9	3.6	0.8	1.4	0	1.2	0	0	2	4	0	2	1.5	0.4	0	0	0.5	1.8	SEPTA	0	21	0	0	21	13	17	30	0	60	0	0	0	0	0	0	0	0	16	0	16	97	% SEPTA	0	0.3	0	0	0.3	23.6	6.6	20.8	0	12.1	0	0	0	0	0	0	0	0	4	0	1.6	0.8																							
04:15 PM	0	418	27	2	447	5	19	13	0	37	0	0	312	0	4	316	23	15	26	9	73	873	04:30 PM	0	434	10	3	447	1	21	10	2	34	0	1	244	0	4	249	15	13	25	3	56	786	04:45 PM	0	1690	75	10	1775	10	74	44	7	135	0	4	1137	6	17	1164	76	66	105	22	269	3343	Total	2	1703	46	10	1761	13	74	34	8	129	2	2	1109	7	5	1125	74	65	105	12	256	3271	05:00 PM	1	426	10	1	438	4	18	5	2	29	0	2	258	1	1	262	13	13	24	1	51	780	05:15 PM	0	433	14	2	449	4	24	7	2	37	0	1	264	4	3	272	19	21	28	2	62	802	05:30 PM	0	461	12	7	480	3	14	7	1	25	0	0	260	1	0	261	13	13	19	4	49	815	05:45 PM	0	429	13	0	442	5	19	9	3	36	2	1	268	2	0	273	23	14	34	5	76	827	Total	2	1676	43	13	1734	17	51	28	13	109	2	6	982	6	3	999	60	52	99	12	223	3065	06:00 PM	0	389	21	6	416	3	15	12	5	35	0	0	246	0	0	246	17	16	22	4	59	756	06:15 PM	0	420	12	3	435	3	18	5	2	28	1	0	247	2	1	251	17	22	27	19	85	799	06:30 PM	0	395	14	2	411	6	9	7	1	23	4	2	267	2	0	275	15	8	20	16	59	768	06:45 PM	3	334	20	1	358	3	17	14	1	35	1	0	247	2	0	250	15	12	26	2	55	698	Total	3	1538	67	12	1620	15	59	38	9	121	6	2	1007	6	1	1022	64	58	95	41	258	3021	07:00 PM	7	6607	231	45	6890	55	258	144	37	494	10	14	4235	25	26	4310	274	241	404	87	1006	12700	Approach %	0.1	95.9	3.4	0.7		11.1	52.2	29.1	7.5		0.2	0.3	98.3	0.6	0.6		27.2	24	40.2	8.6			Total %	0.1	52	1.8	0.4	54.3	0.4	2	1.1	0.3	3.9	0.1	0.1	33.3	0.2	0.2	33.9	2.2	1.9	3.2	0.7	7.9		Light Vehicles	7	6460	229	45	6741	40	239	112	37	428	10	14	4149	24	26	4223	270	240	388	87	985	12377	% Light Vehicles	100	97.8	99.1	100	97.8	72.7	92.6	77.8	100	86.6	100	100	98	96	100	98	98.5	99.6	96	100	97.9	97.5	Heavy Vehicles	0	126	2	0	128	2	2	2	0	6	0	0	86	1	0	87	4	1	0	0	5	226	% Heavy Vehicles	0	1.9	0.9	0	1.9	3.6	0.8	1.4	0	1.2	0	0	2	4	0	2	1.5	0.4	0	0	0.5	1.8	SEPTA	0	21	0	0	21	13	17	30	0	60	0	0	0	0	0	0	0	0	16	0	16	97	% SEPTA	0	0.3	0	0	0.3	23.6	6.6	20.8	0	12.1	0	0	0	0	0	0	0	0	4	0	1.6	0.8																																														
04:30 PM	0	434	10	3	447	1	21	10	2	34	0	1	244	0	4	249	15	13	25	3	56	786	04:45 PM	0	1690	75	10	1775	10	74	44	7	135	0	4	1137	6	17	1164	76	66	105	22	269	3343	Total	2	1703	46	10	1761	13	74	34	8	129	2	2	1109	7	5	1125	74	65	105	12	256	3271	05:00 PM	1	426	10	1	438	4	18	5	2	29	0	2	258	1	1	262	13	13	24	1	51	780	05:15 PM	0	433	14	2	449	4	24	7	2	37	0	1	264	4	3	272	19	21	28	2	62	802	05:30 PM	0	461	12	7	480	3	14	7	1	25	0	0	260	1	0	261	13	13	19	4	49	815	05:45 PM	0	429	13	0	442	5	19	9	3	36	2	1	268	2	0	273	23	14	34	5	76	827	Total	2	1676	43	13	1734	17	51	28	13	109	2	6	982	6	3	999	60	52	99	12	223	3065	06:00 PM	0	389	21	6	416	3	15	12	5	35	0	0	246	0	0	246	17	16	22	4	59	756	06:15 PM	0	420	12	3	435	3	18	5	2	28	1	0	247	2	1	251	17	22	27	19	85	799	06:30 PM	0	395	14	2	411	6	9	7	1	23	4	2	267	2	0	275	15	8	20	16	59	768	06:45 PM	3	334	20	1	358	3	17	14	1	35	1	0	247	2	0	250	15	12	26	2	55	698	Total	3	1538	67	12	1620	15	59	38	9	121	6	2	1007	6	1	1022	64	58	95	41	258	3021	07:00 PM	7	6607	231	45	6890	55	258	144	37	494	10	14	4235	25	26	4310	274	241	404	87	1006	12700	Approach %	0.1	95.9	3.4	0.7		11.1	52.2	29.1	7.5		0.2	0.3	98.3	0.6	0.6		27.2	24	40.2	8.6			Total %	0.1	52	1.8	0.4	54.3	0.4	2	1.1	0.3	3.9	0.1	0.1	33.3	0.2	0.2	33.9	2.2	1.9	3.2	0.7	7.9		Light Vehicles	7	6460	229	45	6741	40	239	112	37	428	10	14	4149	24	26	4223	270	240	388	87	985	12377	% Light Vehicles	100	97.8	99.1	100	97.8	72.7	92.6	77.8	100	86.6	100	100	98	96	100	98	98.5	99.6	96	100	97.9	97.5	Heavy Vehicles	0	126	2	0	128	2	2	2	0	6	0	0	86	1	0	87	4	1	0	0	5	226	% Heavy Vehicles	0	1.9	0.9	0	1.9	3.6	0.8	1.4	0	1.2	0	0	2	4	0	2	1.5	0.4	0	0	0.5	1.8	SEPTA	0	21	0	0	21	13	17	30	0	60	0	0	0	0	0	0	0	0	16	0	16	97	% SEPTA	0	0.3	0	0	0.3	23.6	6.6	20.8	0	12.1	0	0	0	0	0	0	0	0	4	0	1.6	0.8																																																																					
04:45 PM	0	1690	75	10	1775	10	74	44	7	135	0	4	1137	6	17	1164	76	66	105	22	269	3343	Total	2	1703	46	10	1761	13	74	34	8	129	2	2	1109	7	5	1125	74	65	105	12	256	3271	05:00 PM	1	426	10	1	438	4	18	5	2	29	0	2	258	1	1	262	13	13	24	1	51	780	05:15 PM	0	433	14	2	449	4	24	7	2	37	0	1	264	4	3	272	19	21	28	2	62	802	05:30 PM	0	461	12	7	480	3	14	7	1	25	0	0	260	1	0	261	13	13	19	4	49	815	05:45 PM	0	429	13	0	442	5	19	9	3	36	2	1	268	2	0	273	23	14	34	5	76	827	Total	2	1676	43	13	1734	17	51	28	13	109	2	6	982	6	3	999	60	52	99	12	223	3065	06:00 PM	0	389	21	6	416	3	15	12	5	35	0	0	246	0	0	246	17	16	22	4	59	756	06:15 PM	0	420	12	3	435	3	18	5	2	28	1	0	247	2	1	251	17	22	27	19	85	799	06:30 PM	0	395	14	2	411	6	9	7	1	23	4	2	267	2	0	275	15	8	20	16	59	768	06:45 PM	3	334	20	1	358	3	17	14	1	35	1	0	247	2	0	250	15	12	26	2	55	698	Total	3	1538	67	12	1620	15	59	38	9	121	6	2	1007	6	1	1022	64	58	95	41	258	3021	07:00 PM	7	6607	231	45	6890	55	258	144	37	494	10	14	4235	25	26	4310	274	241	404	87	1006	12700	Approach %	0.1	95.9	3.4	0.7		11.1	52.2	29.1	7.5		0.2	0.3	98.3	0.6	0.6		27.2	24	40.2	8.6			Total %	0.1	52	1.8	0.4	54.3	0.4	2	1.1	0.3	3.9	0.1	0.1	33.3	0.2	0.2	33.9	2.2	1.9	3.2	0.7	7.9		Light Vehicles	7	6460	229	45	6741	40	239	112	37	428	10	14	4149	24	26	4223	270	240	388	87	985	12377	% Light Vehicles	100	97.8	99.1	100	97.8	72.7	92.6	77.8	100	86.6	100	100	98	96	100	98	98.5	99.6	96	100	97.9	97.5	Heavy Vehicles	0	126	2	0	128	2	2	2	0	6	0	0	86	1	0	87	4	1	0	0	5	226	% Heavy Vehicles	0	1.9	0.9	0	1.9	3.6	0.8	1.4	0	1.2	0	0	2	4	0	2	1.5	0.4	0	0	0.5	1.8	SEPTA	0	21	0	0	21	13	17	30	0	60	0	0	0	0	0	0	0	0	16	0	16	97	% SEPTA	0	0.3	0	0	0.3	23.6	6.6	20.8	0	12.1	0	0	0	0	0	0	0	0	4	0	1.6	0.8																																																																																												
Total	2	1703	46	10	1761	13	74	34	8	129	2	2	1109	7	5	1125	74	65	105	12	256	3271	05:00 PM	1	426	10	1	438	4	18	5	2	29	0	2	258	1	1	262	13	13	24	1	51	780	05:15 PM	0	433	14	2	449	4	24	7	2	37	0	1	264	4	3	272	19	21	28	2	62	802	05:30 PM	0	461	12	7	480	3	14	7	1	25	0	0	260	1	0	261	13	13	19	4	49	815	05:45 PM	0	429	13	0	442	5	19	9	3	36	2	1	268	2	0	273	23	14	34	5	76	827	Total	2	1676	43	13	1734	17	51	28	13	109	2	6	982	6	3	999	60	52	99	12	223	3065	06:00 PM	0	389	21	6	416	3	15	12	5	35	0	0	246	0	0	246	17	16	22	4	59	756	06:15 PM	0	420	12	3	435	3	18	5	2	28	1	0	247	2	1	251	17	22	27	19	85	799	06:30 PM	0	395	14	2	411	6	9	7	1	23	4	2	267	2	0	275	15	8	20	16	59	768	06:45 PM	3	334	20	1	358	3	17	14	1	35	1	0	247	2	0	250	15	12	26	2	55	698	Total	3	1538	67	12	1620	15	59	38	9	121	6	2	1007	6	1	1022	64	58	95	41	258	3021	07:00 PM	7	6607	231	45	6890	55	258	144	37	494	10	14	4235	25	26	4310	274	241	404	87	1006	12700	Approach %	0.1	95.9	3.4	0.7		11.1	52.2	29.1	7.5		0.2	0.3	98.3	0.6	0.6		27.2	24	40.2	8.6			Total %	0.1	52	1.8	0.4	54.3	0.4	2	1.1	0.3	3.9	0.1	0.1	33.3	0.2	0.2	33.9	2.2	1.9	3.2	0.7	7.9		Light Vehicles	7	6460	229	45	6741	40	239	112	37	428	10	14	4149	24	26	4223	270	240	388	87	985	12377	% Light Vehicles	100	97.8	99.1	100	97.8	72.7	92.6	77.8	100	86.6	100	100	98	96	100	98	98.5	99.6	96	100	97.9	97.5	Heavy Vehicles	0	126	2	0	128	2	2	2	0	6	0	0	86	1	0	87	4	1	0	0	5	226	% Heavy Vehicles	0	1.9	0.9	0	1.9	3.6	0.8	1.4	0	1.2	0	0	2	4	0	2	1.5	0.4	0	0	0.5	1.8	SEPTA	0	21	0	0	21	13	17	30	0	60	0	0	0	0	0	0	0	0	16	0	16	97	% SEPTA	0	0.3	0	0	0.3	23.6	6.6	20.8	0	12.1	0	0	0	0	0	0	0	0	4	0	1.6	0.8																																																																																																																			
05:00 PM	1	426	10	1	438	4	18	5	2	29	0	2	258	1	1	262	13	13	24	1	51	780	05:15 PM	0	433	14	2	449	4	24	7	2	37	0	1	264	4	3	272	19	21	28	2	62	802	05:30 PM	0	461	12	7	480	3	14	7	1	25	0	0	260	1	0	261	13	13	19	4	49	815	05:45 PM	0	429	13	0	442	5	19	9	3	36	2	1	268	2	0	273	23	14	34	5	76	827	Total	2	1676	43	13	1734	17	51	28	13	109	2	6	982	6	3	999	60	52	99	12	223	3065	06:00 PM	0	389	21	6	416	3	15	12	5	35	0	0	246	0	0	246	17	16	22	4	59	756	06:15 PM	0	420	12	3	435	3	18	5	2	28	1	0	247	2	1	251	17	22	27	19	85	799	06:30 PM	0	395	14	2	411	6	9	7	1	23	4	2	267	2	0	275	15	8	20	16	59	768	06:45 PM	3	334	20	1	358	3	17	14	1	35	1	0	247	2	0	250	15	12	26	2	55	698	Total	3	1538	67	12	1620	15	59	38	9	121	6	2	1007	6	1	1022	64	58	95	41	258	3021	07:00 PM	7	6607	231	45	6890	55	258	144	37	494	10	14	4235	25	26	4310	274	241	404	87	1006	12700	Approach %	0.1	95.9	3.4	0.7		11.1	52.2	29.1	7.5		0.2	0.3	98.3	0.6	0.6		27.2	24	40.2	8.6			Total %	0.1	52	1.8	0.4	54.3	0.4	2	1.1	0.3	3.9	0.1	0.1	33.3	0.2	0.2	33.9	2.2	1.9	3.2	0.7	7.9		Light Vehicles	7	6460	229	45	6741	40	239	112	37	428	10	14	4149	24	26	4223	270	240	388	87	985	12377	% Light Vehicles	100	97.8	99.1	100	97.8	72.7	92.6	77.8	100	86.6	100	100	98	96	100	98	98.5	99.6	96	100	97.9	97.5	Heavy Vehicles	0	126	2	0	128	2	2	2	0	6	0	0	86	1	0	87	4	1	0	0	5	226	% Heavy Vehicles	0	1.9	0.9	0	1.9	3.6	0.8	1.4	0	1.2	0	0	2	4	0	2	1.5	0.4	0	0	0.5	1.8	SEPTA	0	21	0	0	21	13	17	30	0	60	0	0	0	0	0	0	0	0	16	0	16	97	% SEPTA	0	0.3	0	0	0.3	23.6	6.6	20.8	0	12.1	0	0	0	0	0	0	0	0	4	0	1.6	0.8																																																																																																																																										
05:15 PM	0	433	14	2	449	4	24	7	2	37	0	1	264	4	3	272	19	21	28	2	62	802	05:30 PM	0	461	12	7	480	3	14	7	1	25	0	0	260	1	0	261	13	13	19	4	49	815	05:45 PM	0	429	13	0	442	5	19	9	3	36	2	1	268	2	0	273	23	14	34	5	76	827	Total	2	1676	43	13	1734	17	51	28	13	109	2	6	982	6	3	999	60	52	99	12	223	3065	06:00 PM	0	389	21	6	416	3	15	12	5	35	0	0	246	0	0	246	17	16	22	4	59	756	06:15 PM	0	420	12	3	435	3	18	5	2	28	1	0	247	2	1	251	17	22	27	19	85	799	06:30 PM	0	395	14	2	411	6	9	7	1	23	4	2	267	2	0	275	15	8	20	16	59	768	06:45 PM	3	334	20	1	358	3	17	14	1	35	1	0	247	2	0	250	15	12	26	2	55	698	Total	3	1538	67	12	1620	15	59	38	9	121	6	2	1007	6	1	1022	64	58	95	41	258	3021	07:00 PM	7	6607	231	45	6890	55	258	144	37	494	10	14	4235	25	26	4310	274	241	404	87	1006	12700	Approach %	0.1	95.9	3.4	0.7		11.1	52.2	29.1	7.5		0.2	0.3	98.3	0.6	0.6		27.2	24	40.2	8.6			Total %	0.1	52	1.8	0.4	54.3	0.4	2	1.1	0.3	3.9	0.1	0.1	33.3	0.2	0.2	33.9	2.2	1.9	3.2	0.7	7.9		Light Vehicles	7	6460	229	45	6741	40	239	112	37	428	10	14	4149	24	26	4223	270	240	388	87	985	12377	% Light Vehicles	100	97.8	99.1	100	97.8	72.7	92.6	77.8	100	86.6	100	100	98	96	100	98	98.5	99.6	96	100	97.9	97.5	Heavy Vehicles	0	126	2	0	128	2	2	2	0	6	0	0	86	1	0	87	4	1	0	0	5	226	% Heavy Vehicles	0	1.9	0.9	0	1.9	3.6	0.8	1.4	0	1.2	0	0	2	4	0	2	1.5	0.4	0	0	0.5	1.8	SEPTA	0	21	0	0	21	13	17	30	0	60	0	0	0	0	0	0	0	0	16	0	16	97	% SEPTA	0	0.3	0	0	0.3	23.6	6.6	20.8	0	12.1	0	0	0	0	0	0	0	0	4	0	1.6	0.8																																																																																																																																																																	
05:30 PM	0	461	12	7	480	3	14	7	1	25	0	0	260	1	0	261	13	13	19	4	49	815	05:45 PM	0	429	13	0	442	5	19	9	3	36	2	1	268	2	0	273	23	14	34	5	76	827	Total	2	1676	43	13	1734	17	51	28	13	109	2	6	982	6	3	999	60	52	99	12	223	3065	06:00 PM	0	389	21	6	416	3	15	12	5	35	0	0	246	0	0	246	17	16	22	4	59	756	06:15 PM	0	420	12	3	435	3	18	5	2	28	1	0	247	2	1	251	17	22	27	19	85	799	06:30 PM	0	395	14	2	411	6	9	7	1	23	4	2	267	2	0	275	15	8	20	16	59	768	06:45 PM	3	334	20	1	358	3	17	14	1	35	1	0	247	2	0	250	15	12	26	2	55	698	Total	3	1538	67	12	1620	15	59	38	9	121	6	2	1007	6	1	1022	64	58	95	41	258	3021	07:00 PM	7	6607	231	45	6890	55	258	144	37	494	10	14	4235	25	26	4310	274	241	404	87	1006	12700	Approach %	0.1	95.9	3.4	0.7		11.1	52.2	29.1	7.5		0.2	0.3	98.3	0.6	0.6		27.2	24	40.2	8.6			Total %	0.1	52	1.8	0.4	54.3	0.4	2	1.1	0.3	3.9	0.1	0.1	33.3	0.2	0.2	33.9	2.2	1.9	3.2	0.7	7.9		Light Vehicles	7	6460	229	45	6741	40	239	112	37	428	10	14	4149	24	26	4223	270	240	388	87	985	12377	% Light Vehicles	100	97.8	99.1	100	97.8	72.7	92.6	77.8	100	86.6	100	100	98	96	100	98	98.5	99.6	96	100	97.9	97.5	Heavy Vehicles	0	126	2	0	128	2	2	2	0	6	0	0	86	1	0	87	4	1	0	0	5	226	% Heavy Vehicles	0	1.9	0.9	0	1.9	3.6	0.8	1.4	0	1.2	0	0	2	4	0	2	1.5	0.4	0	0	0.5	1.8	SEPTA	0	21	0	0	21	13	17	30	0	60	0	0	0	0	0	0	0	0	16	0	16	97	% SEPTA	0	0.3	0	0	0.3	23.6	6.6	20.8	0	12.1	0	0	0	0	0	0	0	0	4	0	1.6	0.8																																																																																																																																																																																								
05:45 PM	0	429	13	0	442	5	19	9	3	36	2	1	268	2	0	273	23	14	34	5	76	827	Total	2	1676	43	13	1734	17	51	28	13	109	2	6	982	6	3	999	60	52	99	12	223	3065	06:00 PM	0	389	21	6	416	3	15	12	5	35	0	0	246	0	0	246	17	16	22	4	59	756	06:15 PM	0	420	12	3	435	3	18	5	2	28	1	0	247	2	1	251	17	22	27	19	85	799	06:30 PM	0	395	14	2	411	6	9	7	1	23	4	2	267	2	0	275	15	8	20	16	59	768	06:45 PM	3	334	20	1	358	3	17	14	1	35	1	0	247	2	0	250	15	12	26	2	55	698	Total	3	1538	67	12	1620	15	59	38	9	121	6	2	1007	6	1	1022	64	58	95	41	258	3021	07:00 PM	7	6607	231	45	6890	55	258	144	37	494	10	14	4235	25	26	4310	274	241	404	87	1006	12700	Approach %	0.1	95.9	3.4	0.7		11.1	52.2	29.1	7.5		0.2	0.3	98.3	0.6	0.6		27.2	24	40.2	8.6			Total %	0.1	52	1.8	0.4	54.3	0.4	2	1.1	0.3	3.9	0.1	0.1	33.3	0.2	0.2	33.9	2.2	1.9	3.2	0.7	7.9		Light Vehicles	7	6460	229	45	6741	40	239	112	37	428	10	14	4149	24	26	4223	270	240	388	87	985	12377	% Light Vehicles	100	97.8	99.1	100	97.8	72.7	92.6	77.8	100	86.6	100	100	98	96	100	98	98.5	99.6	96	100	97.9	97.5	Heavy Vehicles	0	126	2	0	128	2	2	2	0	6	0	0	86	1	0	87	4	1	0	0	5	226	% Heavy Vehicles	0	1.9	0.9	0	1.9	3.6	0.8	1.4	0	1.2	0	0	2	4	0	2	1.5	0.4	0	0	0.5	1.8	SEPTA	0	21	0	0	21	13	17	30	0	60	0	0	0	0	0	0	0	0	16	0	16	97	% SEPTA	0	0.3	0	0	0.3	23.6	6.6	20.8	0	12.1	0	0	0	0	0	0	0	0	4	0	1.6	0.8																																																																																																																																																																																																															
Total	2	1676	43	13	1734	17	51	28	13	109	2	6	982	6	3	999	60	52	99	12	223	3065	06:00 PM	0	389	21	6	416	3	15	12	5	35	0	0	246	0	0	246	17	16	22	4	59	756	06:15 PM	0	420	12	3	435	3	18	5	2	28	1	0	247	2	1	251	17	22	27	19	85	799	06:30 PM	0	395	14	2	411	6	9	7	1	23	4	2	267	2	0	275	15	8	20	16	59	768	06:45 PM	3	334	20	1	358	3	17	14	1	35	1	0	247	2	0	250	15	12	26	2	55	698	Total	3	1538	67	12	1620	15	59	38	9	121	6	2	1007	6	1	1022	64	58	95	41	258	3021	07:00 PM	7	6607	231	45	6890	55	258	144	37	494	10	14	4235	25	26	4310	274	241	404	87	1006	12700	Approach %	0.1	95.9	3.4	0.7		11.1	52.2	29.1	7.5		0.2	0.3	98.3	0.6	0.6		27.2	24	40.2	8.6			Total %	0.1	52	1.8	0.4	54.3	0.4	2	1.1	0.3	3.9	0.1	0.1	33.3	0.2	0.2	33.9	2.2	1.9	3.2	0.7	7.9		Light Vehicles	7	6460	229	45	6741	40	239	112	37	428	10	14	4149	24	26	4223	270	240	388	87	985	12377	% Light Vehicles	100	97.8	99.1	100	97.8	72.7	92.6	77.8	100	86.6	100	100	98	96	100	98	98.5	99.6	96	100	97.9	97.5	Heavy Vehicles	0	126	2	0	128	2	2	2	0	6	0	0	86	1	0	87	4	1	0	0	5	226	% Heavy Vehicles	0	1.9	0.9	0	1.9	3.6	0.8	1.4	0	1.2	0	0	2	4	0	2	1.5	0.4	0	0	0.5	1.8	SEPTA	0	21	0	0	21	13	17	30	0	60	0	0	0	0	0	0	0	0	16	0	16	97	% SEPTA	0	0.3	0	0	0.3	23.6	6.6	20.8	0	12.1	0	0	0	0	0	0	0	0	4	0	1.6	0.8																																																																																																																																																																																																																																						
06:00 PM	0	389	21	6	416	3	15	12	5	35	0	0	246	0	0	246	17	16	22	4	59	756	06:15 PM	0	420	12	3	435	3	18	5	2	28	1	0	247	2	1	251	17	22	27	19	85	799	06:30 PM	0	395	14	2	411	6	9	7	1	23	4	2	267	2	0	275	15	8	20	16	59	768	06:45 PM	3	334	20	1	358	3	17	14	1	35	1	0	247	2	0	250	15	12	26	2	55	698	Total	3	1538	67	12	1620	15	59	38	9	121	6	2	1007	6	1	1022	64	58	95	41	258	3021	07:00 PM	7	6607	231	45	6890	55	258	144	37	494	10	14	4235	25	26	4310	274	241	404	87	1006	12700	Approach %	0.1	95.9	3.4	0.7		11.1	52.2	29.1	7.5		0.2	0.3	98.3	0.6	0.6		27.2	24	40.2	8.6			Total %	0.1	52	1.8	0.4	54.3	0.4	2	1.1	0.3	3.9	0.1	0.1	33.3	0.2	0.2	33.9	2.2	1.9	3.2	0.7	7.9		Light Vehicles	7	6460	229	45	6741	40	239	112	37	428	10	14	4149	24	26	4223	270	240	388	87	985	12377	% Light Vehicles	100	97.8	99.1	100	97.8	72.7	92.6	77.8	100	86.6	100	100	98	96	100	98	98.5	99.6	96	100	97.9	97.5	Heavy Vehicles	0	126	2	0	128	2	2	2	0	6	0	0	86	1	0	87	4	1	0	0	5	226	% Heavy Vehicles	0	1.9	0.9	0	1.9	3.6	0.8	1.4	0	1.2	0	0	2	4	0	2	1.5	0.4	0	0	0.5	1.8	SEPTA	0	21	0	0	21	13	17	30	0	60	0	0	0	0	0	0	0	0	16	0	16	97	% SEPTA	0	0.3	0	0	0.3	23.6	6.6	20.8	0	12.1	0	0	0	0	0	0	0	0	4	0	1.6	0.8																																																																																																																																																																																																																																																													
06:15 PM	0	420	12	3	435	3	18	5	2	28	1	0	247	2	1	251	17	22	27	19	85	799	06:30 PM	0	395	14	2	411	6	9	7	1	23	4	2	267	2	0	275	15	8	20	16	59	768	06:45 PM	3	334	20	1	358	3	17	14	1	35	1	0	247	2	0	250	15	12	26	2	55	698	Total	3	1538	67	12	1620	15	59	38	9	121	6	2	1007	6	1	1022	64	58	95	41	258	3021	07:00 PM	7	6607	231	45	6890	55	258	144	37	494	10	14	4235	25	26	4310	274	241	404	87	1006	12700	Approach %	0.1	95.9	3.4	0.7		11.1	52.2	29.1	7.5		0.2	0.3	98.3	0.6	0.6		27.2	24	40.2	8.6			Total %	0.1	52	1.8	0.4	54.3	0.4	2	1.1	0.3	3.9	0.1	0.1	33.3	0.2	0.2	33.9	2.2	1.9	3.2	0.7	7.9		Light Vehicles	7	6460	229	45	6741	40	239	112	37	428	10	14	4149	24	26	4223	270	240	388	87	985	12377	% Light Vehicles	100	97.8	99.1	100	97.8	72.7	92.6	77.8	100	86.6	100	100	98	96	100	98	98.5	99.6	96	100	97.9	97.5	Heavy Vehicles	0	126	2	0	128	2	2	2	0	6	0	0	86	1	0	87	4	1	0	0	5	226	% Heavy Vehicles	0	1.9	0.9	0	1.9	3.6	0.8	1.4	0	1.2	0	0	2	4	0	2	1.5	0.4	0	0	0.5	1.8	SEPTA	0	21	0	0	21	13	17	30	0	60	0	0	0	0	0	0	0	0	16	0	16	97	% SEPTA	0	0.3	0	0	0.3	23.6	6.6	20.8	0	12.1	0	0	0	0	0	0	0	0	4	0	1.6	0.8																																																																																																																																																																																																																																																																																				
06:30 PM	0	395	14	2	411	6	9	7	1	23	4	2	267	2	0	275	15	8	20	16	59	768	06:45 PM	3	334	20	1	358	3	17	14	1	35	1	0	247	2	0	250	15	12	26	2	55	698	Total	3	1538	67	12	1620	15	59	38	9	121	6	2	1007	6	1	1022	64	58	95	41	258	3021	07:00 PM	7	6607	231	45	6890	55	258	144	37	494	10	14	4235	25	26	4310	274	241	404	87	1006	12700	Approach %	0.1	95.9	3.4	0.7		11.1	52.2	29.1	7.5		0.2	0.3	98.3	0.6	0.6		27.2	24	40.2	8.6			Total %	0.1	52	1.8	0.4	54.3	0.4	2	1.1	0.3	3.9	0.1	0.1	33.3	0.2	0.2	33.9	2.2	1.9	3.2	0.7	7.9		Light Vehicles	7	6460	229	45	6741	40	239	112	37	428	10	14	4149	24	26	4223	270	240	388	87	985	12377	% Light Vehicles	100	97.8	99.1	100	97.8	72.7	92.6	77.8	100	86.6	100	100	98	96	100	98	98.5	99.6	96	100	97.9	97.5	Heavy Vehicles	0	126	2	0	128	2	2	2	0	6	0	0	86	1	0	87	4	1	0	0	5	226	% Heavy Vehicles	0	1.9	0.9	0	1.9	3.6	0.8	1.4	0	1.2	0	0	2	4	0	2	1.5	0.4	0	0	0.5	1.8	SEPTA	0	21	0	0	21	13	17	30	0	60	0	0	0	0	0	0	0	0	16	0	16	97	% SEPTA	0	0.3	0	0	0.3	23.6	6.6	20.8	0	12.1	0	0	0	0	0	0	0	0	4	0	1.6	0.8																																																																																																																																																																																																																																																																																																											
06:45 PM	3	334	20	1	358	3	17	14	1	35	1	0	247	2	0	250	15	12	26	2	55	698	Total	3	1538	67	12	1620	15	59	38	9	121	6	2	1007	6	1	1022	64	58	95	41	258	3021	07:00 PM	7	6607	231	45	6890	55	258	144	37	494	10	14	4235	25	26	4310	274	241	404	87	1006	12700	Approach %	0.1	95.9	3.4	0.7		11.1	52.2	29.1	7.5		0.2	0.3	98.3	0.6	0.6		27.2	24	40.2	8.6			Total %	0.1	52	1.8	0.4	54.3	0.4	2	1.1	0.3	3.9	0.1	0.1	33.3	0.2	0.2	33.9	2.2	1.9	3.2	0.7	7.9		Light Vehicles	7	6460	229	45	6741	40	239	112	37	428	10	14	4149	24	26	4223	270	240	388	87	985	12377	% Light Vehicles	100	97.8	99.1	100	97.8	72.7	92.6	77.8	100	86.6	100	100	98	96	100	98	98.5	99.6	96	100	97.9	97.5	Heavy Vehicles	0	126	2	0	128	2	2	2	0	6	0	0	86	1	0	87	4	1	0	0	5	226	% Heavy Vehicles	0	1.9	0.9	0	1.9	3.6	0.8	1.4	0	1.2	0	0	2	4	0	2	1.5	0.4	0	0	0.5	1.8	SEPTA	0	21	0	0	21	13	17	30	0	60	0	0	0	0	0	0	0	0	16	0	16	97	% SEPTA	0	0.3	0	0	0.3	23.6	6.6	20.8	0	12.1	0	0	0	0	0	0	0	0	4	0	1.6	0.8																																																																																																																																																																																																																																																																																																																																		
Total	3	1538	67	12	1620	15	59	38	9	121	6	2	1007	6	1	1022	64	58	95	41	258	3021	07:00 PM	7	6607	231	45	6890	55	258	144	37	494	10	14	4235	25	26	4310	274	241	404	87	1006	12700	Approach %	0.1	95.9	3.4	0.7		11.1	52.2	29.1	7.5		0.2	0.3	98.3	0.6	0.6		27.2	24	40.2	8.6			Total %	0.1	52	1.8	0.4	54.3	0.4	2	1.1	0.3	3.9	0.1	0.1	33.3	0.2	0.2	33.9	2.2	1.9	3.2	0.7	7.9		Light Vehicles	7	6460	229	45	6741	40	239	112	37	428	10	14	4149	24	26	4223	270	240	388	87	985	12377	% Light Vehicles	100	97.8	99.1	100	97.8	72.7	92.6	77.8	100	86.6	100	100	98	96	100	98	98.5	99.6	96	100	97.9	97.5	Heavy Vehicles	0	126	2	0	128	2	2	2	0	6	0	0	86	1	0	87	4	1	0	0	5	226	% Heavy Vehicles	0	1.9	0.9	0	1.9	3.6	0.8	1.4	0	1.2	0	0	2	4	0	2	1.5	0.4	0	0	0.5	1.8	SEPTA	0	21	0	0	21	13	17	30	0	60	0	0	0	0	0	0	0	0	16	0	16	97	% SEPTA	0	0.3	0	0	0.3	23.6	6.6	20.8	0	12.1	0	0	0	0	0	0	0	0	4	0	1.6	0.8																																																																																																																																																																																																																																																																																																																																																									
07:00 PM	7	6607	231	45	6890	55	258	144	37	494	10	14	4235	25	26	4310	274	241	404	87	1006	12700	Approach %	0.1	95.9	3.4	0.7		11.1	52.2	29.1	7.5		0.2	0.3	98.3	0.6	0.6		27.2	24	40.2	8.6			Total %	0.1	52	1.8	0.4	54.3	0.4	2	1.1	0.3	3.9	0.1	0.1	33.3	0.2	0.2	33.9	2.2	1.9	3.2	0.7	7.9		Light Vehicles	7	6460	229	45	6741	40	239	112	37	428	10	14	4149	24	26	4223	270	240	388	87	985	12377	% Light Vehicles	100	97.8	99.1	100	97.8	72.7	92.6	77.8	100	86.6	100	100	98	96	100	98	98.5	99.6	96	100	97.9	97.5	Heavy Vehicles	0	126	2	0	128	2	2	2	0	6	0	0	86	1	0	87	4	1	0	0	5	226	% Heavy Vehicles	0	1.9	0.9	0	1.9	3.6	0.8	1.4	0	1.2	0	0	2	4	0	2	1.5	0.4	0	0	0.5	1.8	SEPTA	0	21	0	0	21	13	17	30	0	60	0	0	0	0	0	0	0	0	16	0	16	97	% SEPTA	0	0.3	0	0	0.3	23.6	6.6	20.8	0	12.1	0	0	0	0	0	0	0	0	4	0	1.6	0.8																																																																																																																																																																																																																																																																																																																																																																																
Approach %	0.1	95.9	3.4	0.7		11.1	52.2	29.1	7.5		0.2	0.3	98.3	0.6	0.6		27.2	24	40.2	8.6			Total %	0.1	52	1.8	0.4	54.3	0.4	2	1.1	0.3	3.9	0.1	0.1	33.3	0.2	0.2	33.9	2.2	1.9	3.2	0.7	7.9		Light Vehicles	7	6460	229	45	6741	40	239	112	37	428	10	14	4149	24	26	4223	270	240	388	87	985	12377	% Light Vehicles	100	97.8	99.1	100	97.8	72.7	92.6	77.8	100	86.6	100	100	98	96	100	98	98.5	99.6	96	100	97.9	97.5	Heavy Vehicles	0	126	2	0	128	2	2	2	0	6	0	0	86	1	0	87	4	1	0	0	5	226	% Heavy Vehicles	0	1.9	0.9	0	1.9	3.6	0.8	1.4	0	1.2	0	0	2	4	0	2	1.5	0.4	0	0	0.5	1.8	SEPTA	0	21	0	0	21	13	17	30	0	60	0	0	0	0	0	0	0	0	16	0	16	97	% SEPTA	0	0.3	0	0	0.3	23.6	6.6	20.8	0	12.1	0	0	0	0	0	0	0	0	4	0	1.6	0.8																																																																																																																																																																																																																																																																																																																																																																																																							
Total %	0.1	52	1.8	0.4	54.3	0.4	2	1.1	0.3	3.9	0.1	0.1	33.3	0.2	0.2	33.9	2.2	1.9	3.2	0.7	7.9		Light Vehicles	7	6460	229	45	6741	40	239	112	37	428	10	14	4149	24	26	4223	270	240	388	87	985	12377	% Light Vehicles	100	97.8	99.1	100	97.8	72.7	92.6	77.8	100	86.6	100	100	98	96	100	98	98.5	99.6	96	100	97.9	97.5	Heavy Vehicles	0	126	2	0	128	2	2	2	0	6	0	0	86	1	0	87	4	1	0	0	5	226	% Heavy Vehicles	0	1.9	0.9	0	1.9	3.6	0.8	1.4	0	1.2	0	0	2	4	0	2	1.5	0.4	0	0	0.5	1.8	SEPTA	0	21	0	0	21	13	17	30	0	60	0	0	0	0	0	0	0	0	16	0	16	97	% SEPTA	0	0.3	0	0	0.3	23.6	6.6	20.8	0	12.1	0	0	0	0	0	0	0	0	4	0	1.6	0.8																																																																																																																																																																																																																																																																																																																																																																																																																														
Light Vehicles	7	6460	229	45	6741	40	239	112	37	428	10	14	4149	24	26	4223	270	240	388	87	985	12377	% Light Vehicles	100	97.8	99.1	100	97.8	72.7	92.6	77.8	100	86.6	100	100	98	96	100	98	98.5	99.6	96	100	97.9	97.5	Heavy Vehicles	0	126	2	0	128	2	2	2	0	6	0	0	86	1	0	87	4	1	0	0	5	226	% Heavy Vehicles	0	1.9	0.9	0	1.9	3.6	0.8	1.4	0	1.2	0	0	2	4	0	2	1.5	0.4	0	0	0.5	1.8	SEPTA	0	21	0	0	21	13	17	30	0	60	0	0	0	0	0	0	0	0	16	0	16	97	% SEPTA	0	0.3	0	0	0.3	23.6	6.6	20.8	0	12.1	0	0	0	0	0	0	0	0	4	0	1.6	0.8																																																																																																																																																																																																																																																																																																																																																																																																																																																					
% Light Vehicles	100	97.8	99.1	100	97.8	72.7	92.6	77.8	100	86.6	100	100	98	96	100	98	98.5	99.6	96	100	97.9	97.5	Heavy Vehicles	0	126	2	0	128	2	2	2	0	6	0	0	86	1	0	87	4	1	0	0	5	226	% Heavy Vehicles	0	1.9	0.9	0	1.9	3.6	0.8	1.4	0	1.2	0	0	2	4	0	2	1.5	0.4	0	0	0.5	1.8	SEPTA	0	21	0	0	21	13	17	30	0	60	0	0	0	0	0	0	0	0	16	0	16	97	% SEPTA	0	0.3	0	0	0.3	23.6	6.6	20.8	0	12.1	0	0	0	0	0	0	0	0	4	0	1.6	0.8																																																																																																																																																																																																																																																																																																																																																																																																																																																																												
Heavy Vehicles	0	126	2	0	128	2	2	2	0	6	0	0	86	1	0	87	4	1	0	0	5	226	% Heavy Vehicles	0	1.9	0.9	0	1.9	3.6	0.8	1.4	0	1.2	0	0	2	4	0	2	1.5	0.4	0	0	0.5	1.8	SEPTA	0	21	0	0	21	13	17	30	0	60	0	0	0	0	0	0	0	0	16	0	16	97	% SEPTA	0	0.3	0	0	0.3	23.6	6.6	20.8	0	12.1	0	0	0	0	0	0	0	0	4	0	1.6	0.8																																																																																																																																																																																																																																																																																																																																																																																																																																																																																																			
% Heavy Vehicles	0	1.9	0.9	0	1.9	3.6	0.8	1.4	0	1.2	0	0	2	4	0	2	1.5	0.4	0	0	0.5	1.8	SEPTA	0	21	0	0	21	13	17	30	0	60	0	0	0	0	0	0	0	0	16	0	16	97	% SEPTA	0	0.3	0	0	0.3	23.6	6.6	20.8	0	12.1	0	0	0	0	0	0	0	0	4	0	1.6	0.8																																																																																																																																																																																																																																																																																																																																																																																																																																																																																																																										
SEPTA	0	21	0	0	21	13	17	30	0	60	0	0	0	0	0	0	0	0	16	0	16	97	% SEPTA	0	0.3	0	0	0.3	23.6	6.6	20.8	0	12.1	0	0	0	0	0	0	0	0	4	0	1.6	0.8																																																																																																																																																																																																																																																																																																																																																																																																																																																																																																																																																	
% SEPTA	0	0.3	0	0	0.3	23.6	6.6	20.8	0	12.1	0	0	0	0	0	0	0	0	4	0	1.6	0.8																																																																																																																																																																																																																																																																																																																																																																																																																																																																																																																																																																								

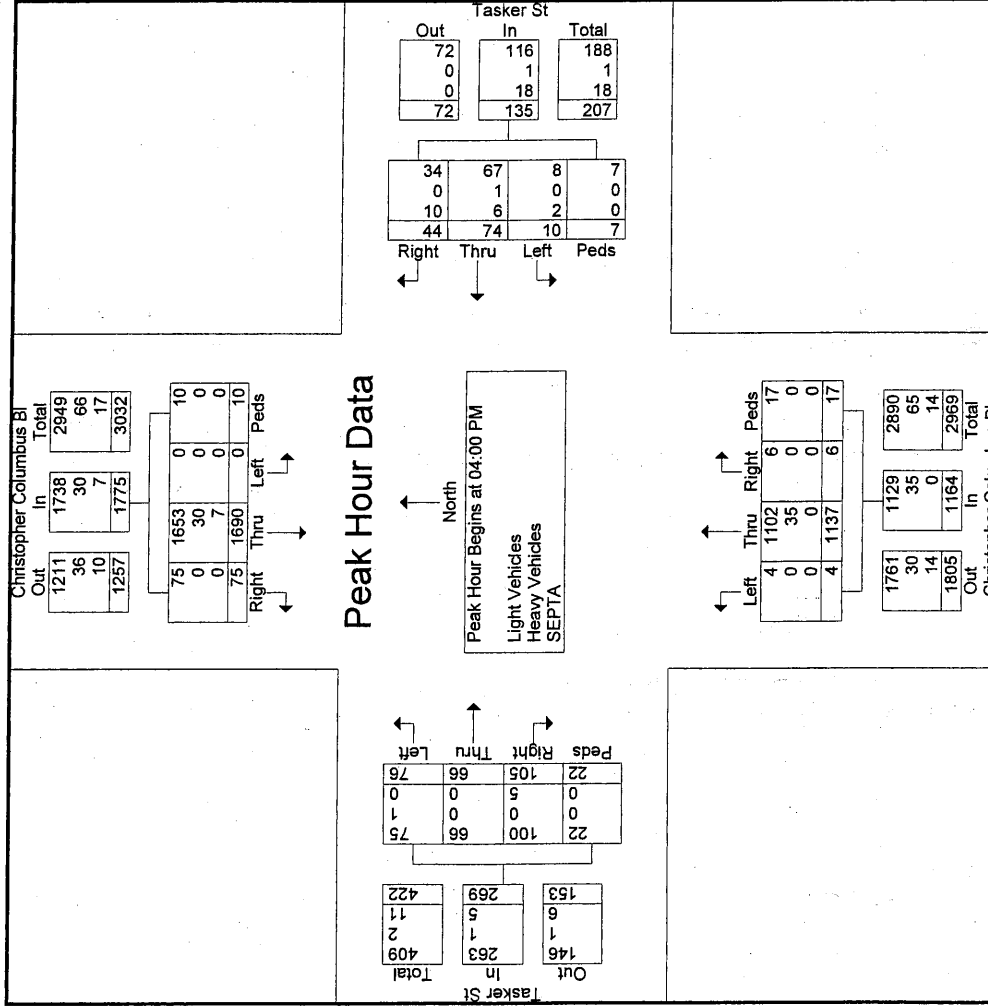
Orth-Rodgers & Associates

230 South Broad St.
Philadelphia, PA 19102
www.orth-rodgers.com

File Name : Columbus & Tasker Fri
Site Code : 00000000
Start Date : 1/27/2006
Page No : 2



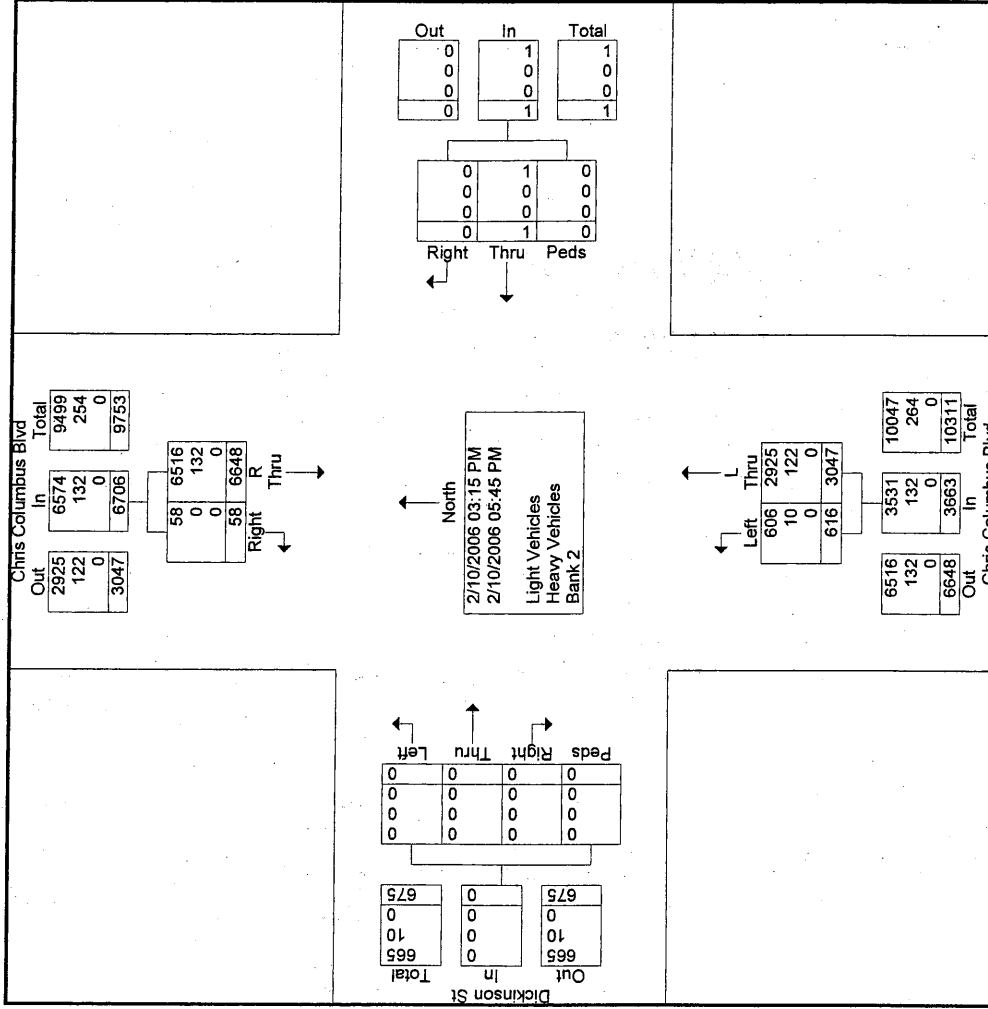
Start Time	Christopher Columbus Bl Southbound						Tasker St Westbound						Christopher Columbus Bl Northbound						Tasker St Eastbound					
	Left	Thru	Right	Peds	App. Total		Left	Thru	Right	Peds	App. Total	U-Turn	Left	Thru	Right	Peds	App. Total	Left	Thru	Right	Peds	App. Total	Int. Total	
Peak Hour Analysis From 04:00 PM to 07:45 PM - Peak 1 of 1																								
Peak Hour for Entire Intersection Begins at 04:00 PM																								
04:00 PM	0	419	24	5	448	1	13	10	4	28	0	0	1	303	2	1	307	19	20	20	5	64	847	
04:15 PM	0	419	14	0	433	3	21	11	1	36	0	0	2	278	4	8	292	19	18	34	5	76	837	
04:30 PM	0	418	27	2	447	5	19	13	0	37	0	0	0	312	0	4	316	23	15	26	9	73	873	
04:45 PM	0	434	10	3	447	1	21	10	2	34	0	0	1	244	0	4	249	15	13	25	3	56	786	
Total Volume	0	1690	75	10	1775	10	74	44	7	135	0	0	4	1137	6	17	1164	76	66	105	22	269	3343	
% App. Total	0	95.2	4.2	0.6		7.4	54.8	32.6	5.2		.000	.000	.500	.911	.375	.531	.921	28.3	24.5	39	8.2			
PHF	.000	.974	.694	.500	.991	.500	.881	.846	.438	.912			.500	.911	.375	.531	.921	.826	.825	.772	.611	.885	.957	
Light Vehicles	0	1653	75	10	1738	8	67	34	7	116	0	0	4	1102	6	17	1129	75	66	100	22	263	3246	
% Light Vehicles	0	97.8	100	100	97.9	80.0	90.5	77.3	100	85.9	0	0	100	96.9	100	100	97.0	98.7	100	95.2	100	97.8	97.1	
Heavy Vehicles	0	30	0	0	30	0	1	0	0	1	0	0	0	35	0	0	35	1	0	0	0	1	67	
% Heavy Vehicles	0	1.8	0	0	1.7	0	1.4	0	0	0.7	0	0	0	3.1	0	0	3.0	1.3	0	0	0	0.4	2.0	
SEPTA	0	7	0	0	7	2	6	10	0	18	0	0	0	0	0	0	0	0	0	0	0	5	30	
% SEPTA	0	0.4	0	0	0.4	20.0	8.1	22.7	0	13.3	0	0	0	0	0	0	0	0	0	0	0	1.9	0.9	

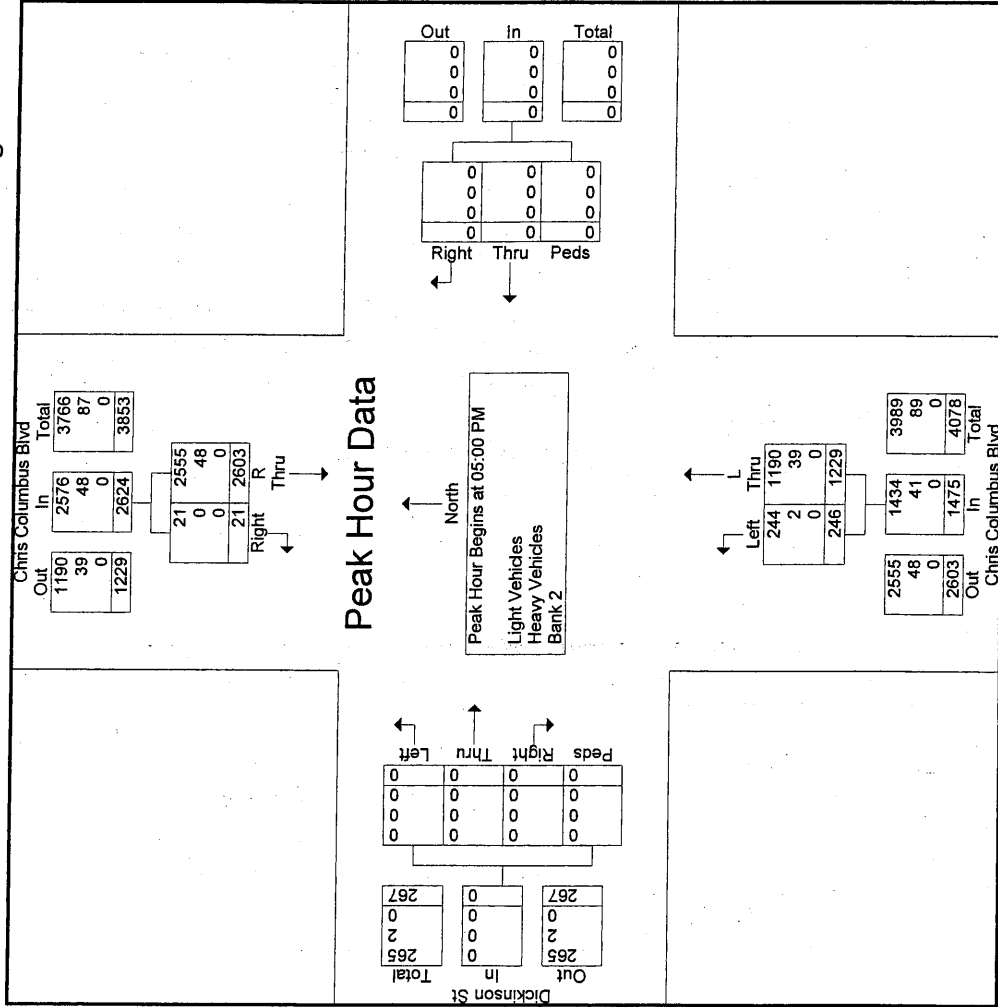


Orth-Rodgers & Associates

230 South Broad St.
Philadelphia, PA 19102
www.orth-rodders.com

File Name : columbus & dickinson early friday
Site Code : 00000008
Start Date : 2/10/2006
Page No : 2

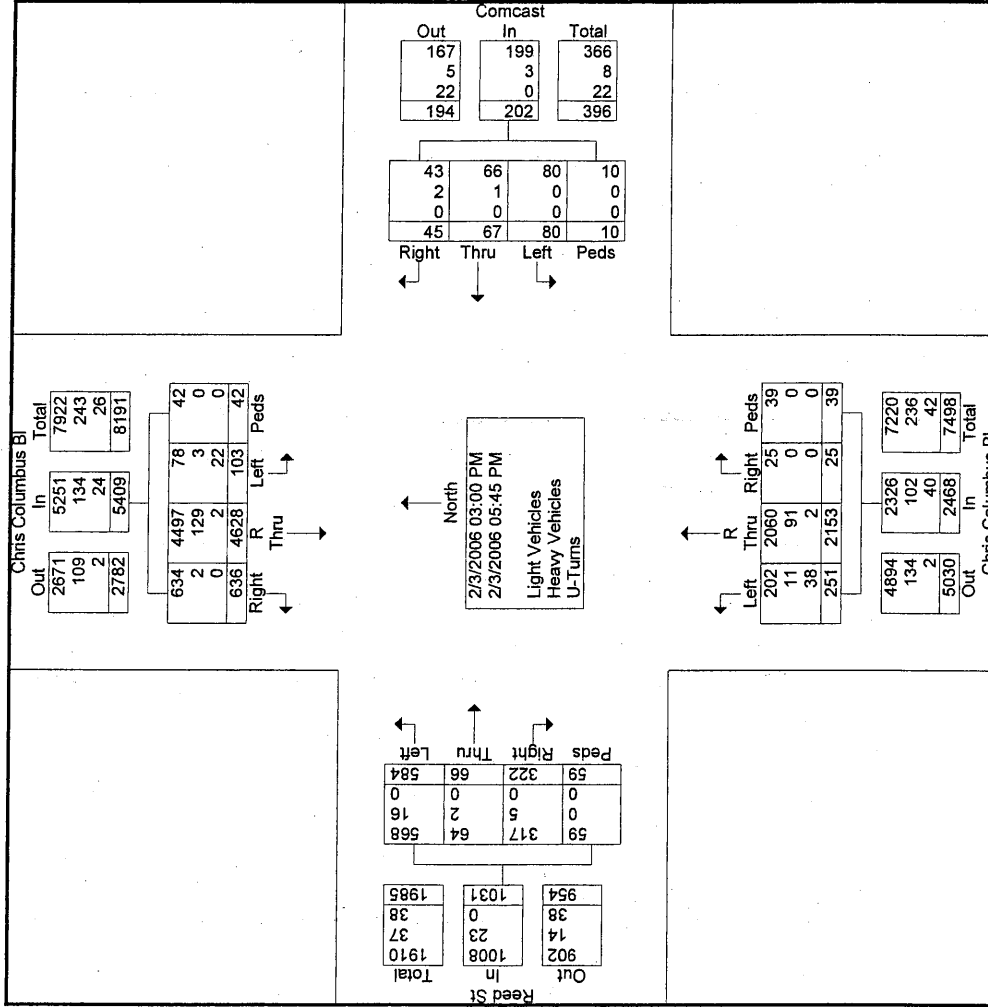




Orth-Rodgers & Associates

230 South Broad St.
Philadelphia, PA 19102
www.orth-rodgers.com

File Name : Columbus & Reed Fri total
Site Code : 00000000
Start Date : 2/3/2006
Page No : 2

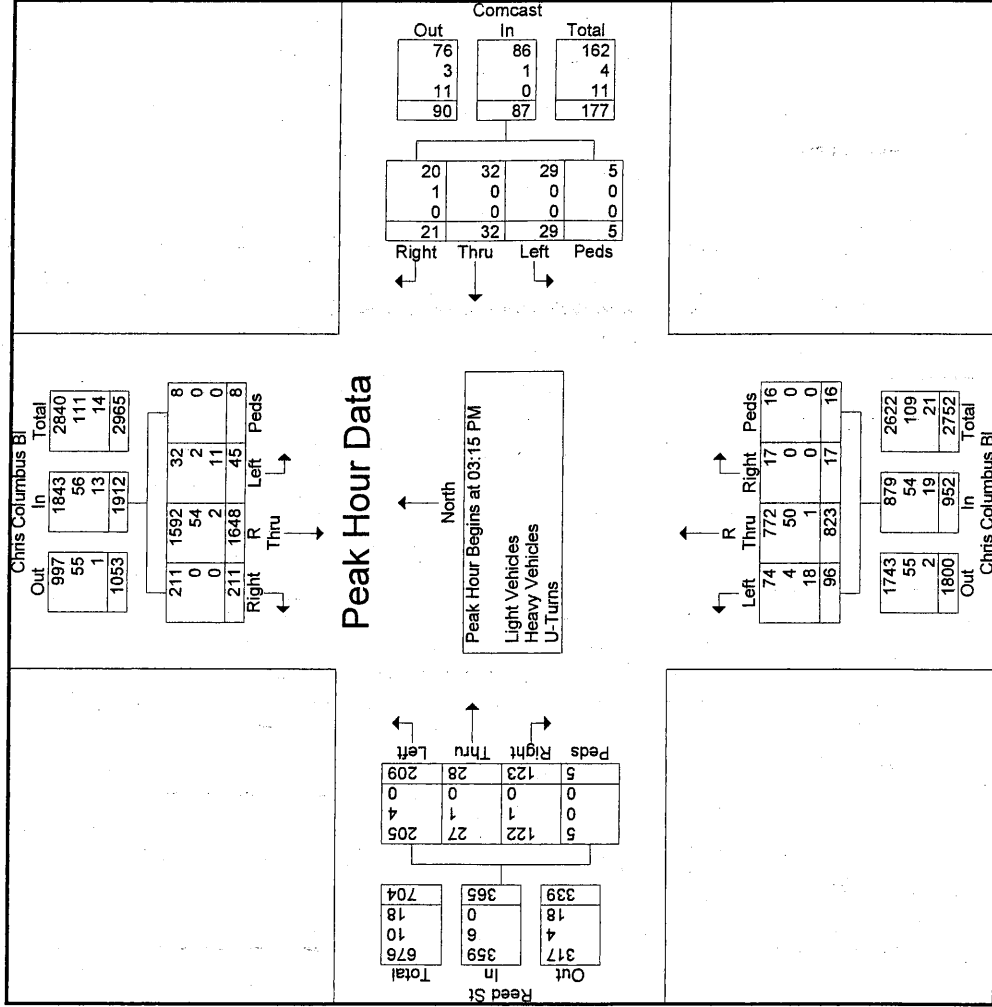


Orth-Rodgers & Associates

230 South Broad St.
Philadelphia, PA 19102
www.orth-rodgers.com

File Name : Columbus & Reed Fri total
Site Code : 00000000
Start Date : 2/3/2006
Page No : 3

Start Time	Chris Columbus Bl Southbound										Comcast Westbound										Chris Columbus Bl Northbound										Reed St Eastbound									
	Left	L Thru	C Thru	R Thru	Right	Peds	App. Total	Left	Thru	Right	Peds	App. Total	Left	L Thru	C Thru	R Thru	Right	Peds	App. Total	Left	Thru	Right	Peds	App. Total																
Peak Hour Analysis From 03:00 PM to 05:45 PM - Peak 1 of 1																																								
Peak Hour for Entire Intersection Begins at 03:15 PM																																								
03:15 PM	13	118	164	126	66	2	489	3	8	5	0	16	17	18	89	101	9	2	236	57	9	35	0	101																
03:30 PM	12	123	159	117	54	2	467	7	9	6	3	25	22	17	91	56	1	5	192	54	4	27	1	86																
03:45 PM	9	144	154	123	42	1	473	12	9	4	1	26	25	18	99	80	4	5	231	49	8	31	1	89																
04:00 PM	11	133	160	127	49	3	483	7	6	6	1	20	32	31	136	87	3	4	293	49	7	30	3	89																
Total Volume	45	518	637	493	211	8	1912	29	32	21	5	87	96	84	415	324	17	16	952	209	28	123	5	365																
% App. Total	2.4	27.1	33.3	25.8	11	0.4		33.3	36.8	24.1	5.7		10.1	8.8	43.6	34	1.8	1.7		57.3	7.7	33.7	1.4																	
PHF .865 .899 .971 .970 .799 .667 .978 .978																																								
Light Vehicles	32	498	616	478	211	8	1843	29	32	20	5	86	74	82	392	298	17	16	879	205	27	122	5	359																
% Light Vehicles	71.1	96.1	96.7	97.0	100	100	96.4	100	100	95.2	100	98.9	77.1	97.6	94.5	92.0	100	100	92.3	98.1	96.4	99.2	100	98.4																
Heavy Vehicles	2	19	21	14	0	0	56	0	0	1	0	1	4	2	23	25	0	0	54	4	1	1	0	6																
% Heavy Vehicles	4.4	3.7	3.3	2.8	0	0	2.9	0	0	4.8	0	1.1	4.2	2.4	5.5	7.7	0	0	5.7	1.9	3.6	0.8	0	1.6																
U-Turns	11	1	0	1	0	0	13	0	0	0	0	0	18	0	0	1	0	0	19	0	0	0	0	0																
% U-Turns	24.4	0.2	0	0.2	0	0	0.7	0	0	0	0	0	18.8	0	0	0.3	0	0	2.0	0	0	0	0	0																
% U-Turns																																								



Orth-Rodgers & Associates

230 South Broad St.
Philadelphia, PA 19102
www.orth-roddgers.com

Counter: Nino Genoese
Counted By: Nino Genoese
Weather: Clear
Other:

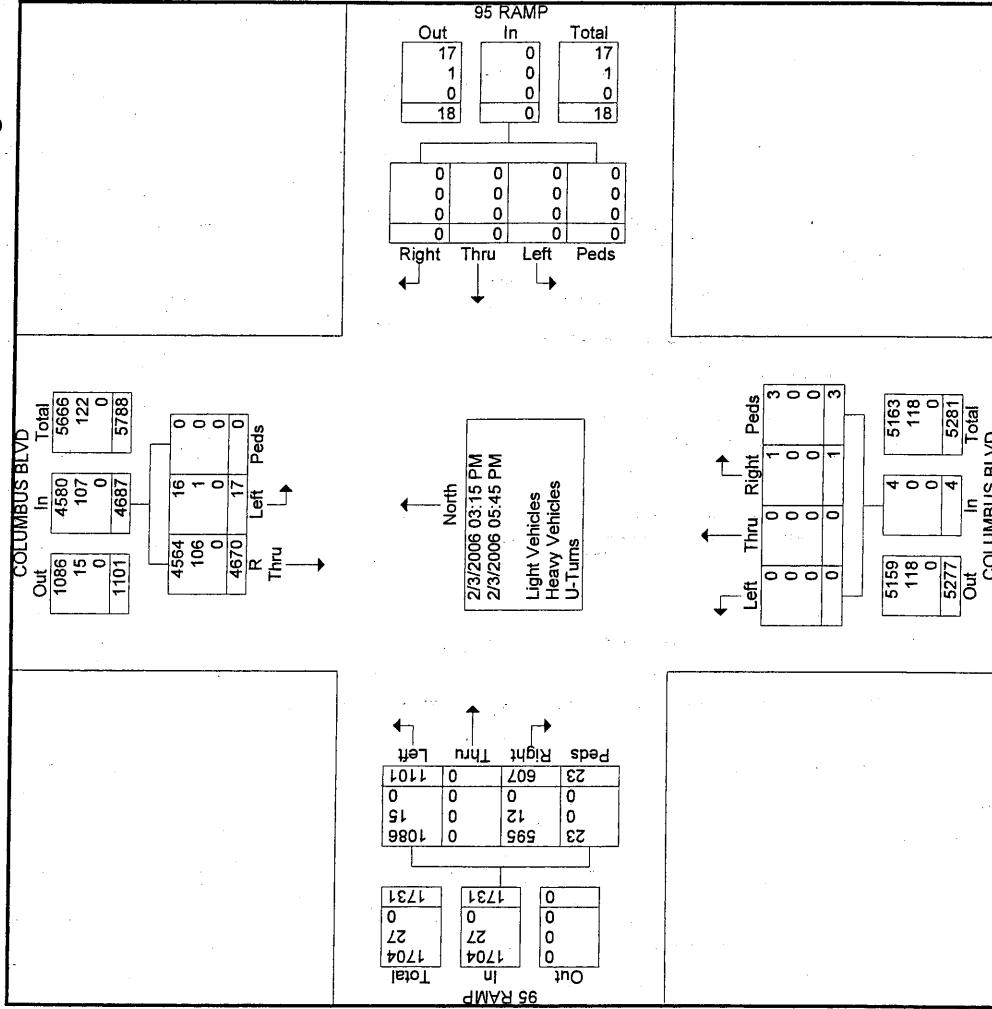
File Name : Columbus & I-95 N Exit Fri total
Site Code : 00000000
Start Date : 2/3/2006
Page No : 1

Start Time	COLUMBUS BLVD												COLUMBUS BLVD												95 RAMP					
	Southbound						Westbound						Northbound						Eastbound											
	Left	L & C Thru	R Thru	Peds	App. Total	Factor	Left	Thru	Right	Peds	App. Total	95 RAMP	Left	Thru	Right	Peds	App. Total	Left	Thru	Right	Peds	App. Total	95 RAMP	Left	Thru	Right	Peds	App. Total	Int. Total	
03:15 PM	0	319	141	0	460	1.0	0	0	0	0	0	1.0	0	0	0	0	0	1.0	0	0	0	0	0	1.0	97	0	60	0	157	617
03:30 PM	4	306	130	0	440	1.0	0	0	0	0	0	1.0	0	0	0	0	0	1.0	105	0	54	0	159	599						
03:45 PM	1	315	140	0	456	1.0	0	0	0	0	0	1.0	0	0	0	0	0	1.0	100	0	59	0	159	615						
Total	5	940	411	0	1356	1.0	0	0	0	0	0	1.0	0	0	0	0	0	1.0	302	0	173	0	475	1831						
04:00 PM	2	294	136	0	432	1.0	0	0	0	0	0	1.0	0	0	0	0	0	1.0	93	0	54	0	147	579						
04:15 PM	1	277	131	0	409	1.0	0	0	0	0	3	1.0	0	0	0	3	3	1.0	107	0	48	0	155	567						
04:30 PM	2	287	123	0	412	1.0	0	0	0	0	0	1.0	0	0	0	0	0	1.0	91	0	47	0	138	550						
04:45 PM	0	286	150	0	436	1.0	0	0	0	0	0	1.0	0	0	0	0	0	1.0	95	0	57	1	153	589						
Total	5	1144	540	0	1689	1.0	0	0	0	0	3	1.0	0	0	0	3	3	1.0	386	0	206	1	593	2285						
05:00 PM	1	250	127	0	378	1.0	0	0	0	0	0	1.0	0	0	0	0	0	1.0	98	0	52	13	163	541						
05:15 PM	0	280	128	0	408	1.0	0	0	0	0	0	1.0	0	0	0	0	0	1.0	99	0	61	4	164	572						
05:30 PM	5	282	131	0	418	1.0	0	0	0	0	1	1.0	0	0	1	0	1	1.0	126	0	65	1	192	611						
05:45 PM	1	295	142	0	438	1.0	0	0	0	0	0	1.0	0	0	0	0	0	1.0	90	0	50	4	144	582						
Total	7	1107	528	0	1642	1.0	0	0	0	0	1	1.0	0	0	1	0	1	1.0	413	0	228	22	663	2306						
Grand Total	17	3191	1479	0	4687	1.0	0	0	0	0	4	1.0	0	0	1	3	4	1.0	1101	0	607	23	1731	6422						
Approach %	0.4	68.1	31.6	0		1.0	0	0	0	0	0.1	1.0	0	0	0	0.1	0.1	1.0	63.6	0	35.1	1.3	17.1	1.3						
Total %	0.3	49.7	23	0	73	1.0	0	0	0	0	0	1.0	0	0	0	0	0	1.0	17.1	0	9.5	0.4	27	0.4						
% Light Vehicles	16	3120	1444	0	4580	1.0	0	0	0	0	4	1.0	0	0	1	3	4	1.0	1086	0	595	23	1704	6288						
% Heavy Vehicles	94.1	97.8	97.6	0	97.7	1.0	0	0	0	0	100	1.0	0	0	100	100	100	1.0	98.6	0	98	100	98.4	97.9						
% Heavy Vehicles	1	71	35	0	107	1.0	0	0	0	0	0	1.0	0	0	0	0	0	1.0	15	0	12	0	27	134						
% Heavy Vehicles	5.9	2.2	2.4	0	2.3	1.0	0	0	0	0	0	1.0	0	0	0	0	0	1.0	1.4	0	2	0	1.6	2.1						
% U-Turns	0	0	0	0	0	1.0	0	0	0	0	0	1.0	0	0	0	0	0	1.0	0	0	0	0	0	0						
% U-Turns	0	0	0	0	0	1.0	0	0	0	0	0	1.0	0	0	0	0	0	1.0	0	0	0	0	0	0						

Orth-Rodgers & Associates

230 South Broad St.
Philadelphia, PA 19102
www.orth-rodders.com

File Name : Columbus & I-95 N Exit Fri total
Site Code : 00000000
Start Date : 2/3/2006
Page No : 2

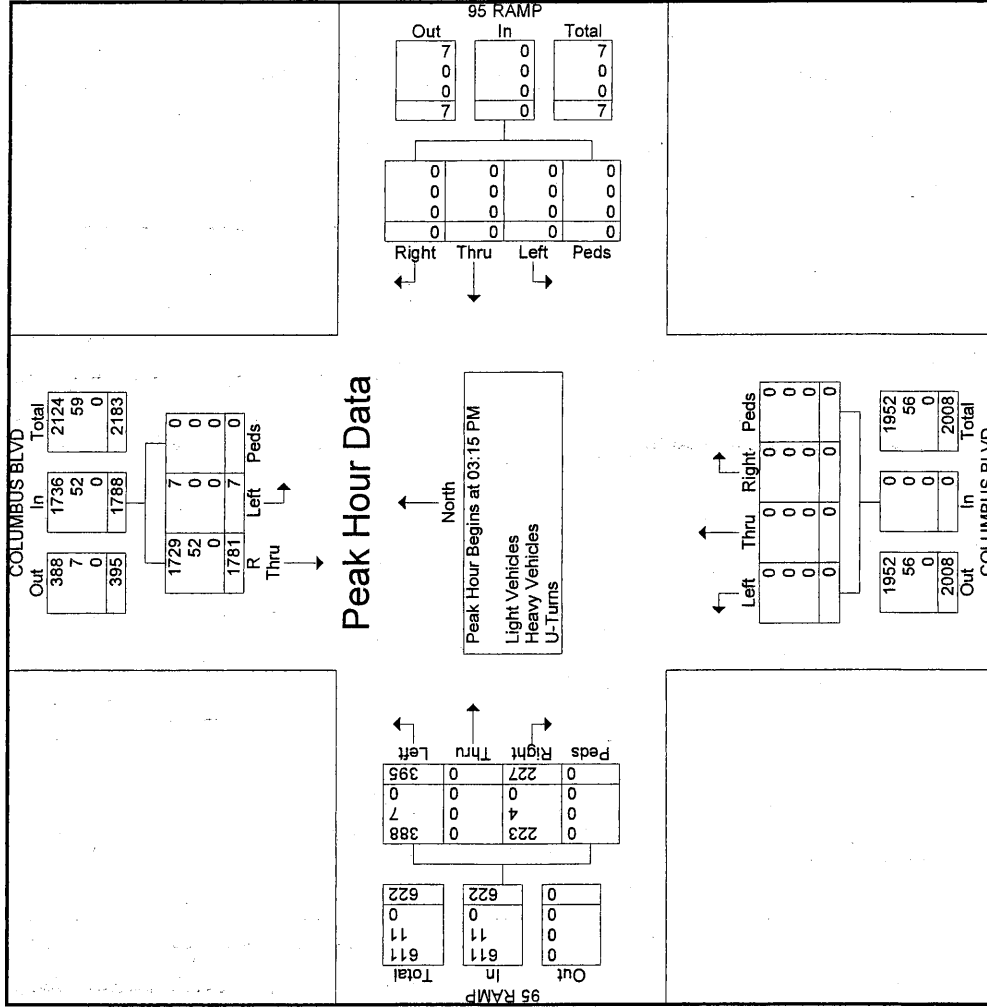


Orth-Rodgers & Associates

230 South Broad St.
Philadelphia, PA 19102
www.orth-rodgers.com

File Name : Columbus & I-95 N Exit Fri total
Site Code : 00000000
Start Date : 2/3/2006
Page No : 3

Start Time	COLUMBUS BLVD Southbound						COLUMBUS BLVD Northbound						95 RAMP Westbound						95 RAMP Eastbound											
	Left	L & C Thru	R Thru	Peds	App. Total		Left	Thru	Right	Peds	App. Total		Left	Thru	Right	Peds	App. Total		Left	Thru	Right	Peds	App. Total							
	Peak Hour Analysis From 03:15 PM to 05:45 PM - Peak 1 of 1																													
Peak Hour for Entire Intersection Begins at 03:15 PM																														
03:15 PM	0	319	141	0	460		0	0	0	0	0		0	0	0	0	0		0	0	0	0	0		0	0	0	0	0	
03:30 PM	4	306	130	0	440		0	0	0	0	0		0	0	0	0	0		0	0	0	0	0		0	0	0	0	0	
03:45 PM	1	315	140	0	456		0	0	0	0	0		0	0	0	0	0		0	0	0	0	0		0	0	0	0	0	
04:00 PM	2	294	136	0	432		0	0	0	0	0		0	0	0	0	0		0	0	0	0	0		0	0	0	0	0	
Total Volume	7	1234	547	0	1788		0	0	0	0	0		0	0	0	0	0		0	0	0	0	0		0	0	0	0	0	
% App. Total	0.4	69	30.6	0	17.88		0	0	0	0	0		0	0	0	0	0		0	0	0	0	0		0	0	0	0	0	
PHF	.438	.967	.970	.000	.972		.000	.000	.000	.000	.000		.000	.000	.000	.000	.000		.000	.000	.000	.000	.000		.946	.978	.976	.000	.978	
% Light Vehicles	7	1200	529	0	1736		0	0	0	0	0		0	0	0	0	0		0	0	0	0	0		0	0	0	0	0	
% Heavy Vehicles	100	97.2	96.7	0	97.1		0	0	0	0	0		0	0	0	0	0		0	0	0	0	0		0	0	0	0	0	
% Heavy Vehicles	0	34	18	0	52		0	0	0	0	0		0	0	0	0	0		0	0	0	0	0		0	0	0	0	0	
% U-Turns	0	2.8	3.3	0	2.9		0	0	0	0	0		0	0	0	0	0		0	0	0	0	0		0	0	0	0	0	
% U-Turns	0	0	0	0	0		0	0	0	0	0		0	0	0	0	0		0	0	0	0	0		0	0	0	0	0	
% U-Turns	0	0	0	0	0		0	0	0	0	0		0	0	0	0	0		0	0	0	0	0		0	0	0	0	0	



Orth-Rodgers & Associates

230 South Broad St.
Philadelphia, PA 19102
www.orth-rodgers.com

Default Comments

Change These in The Preferences Window

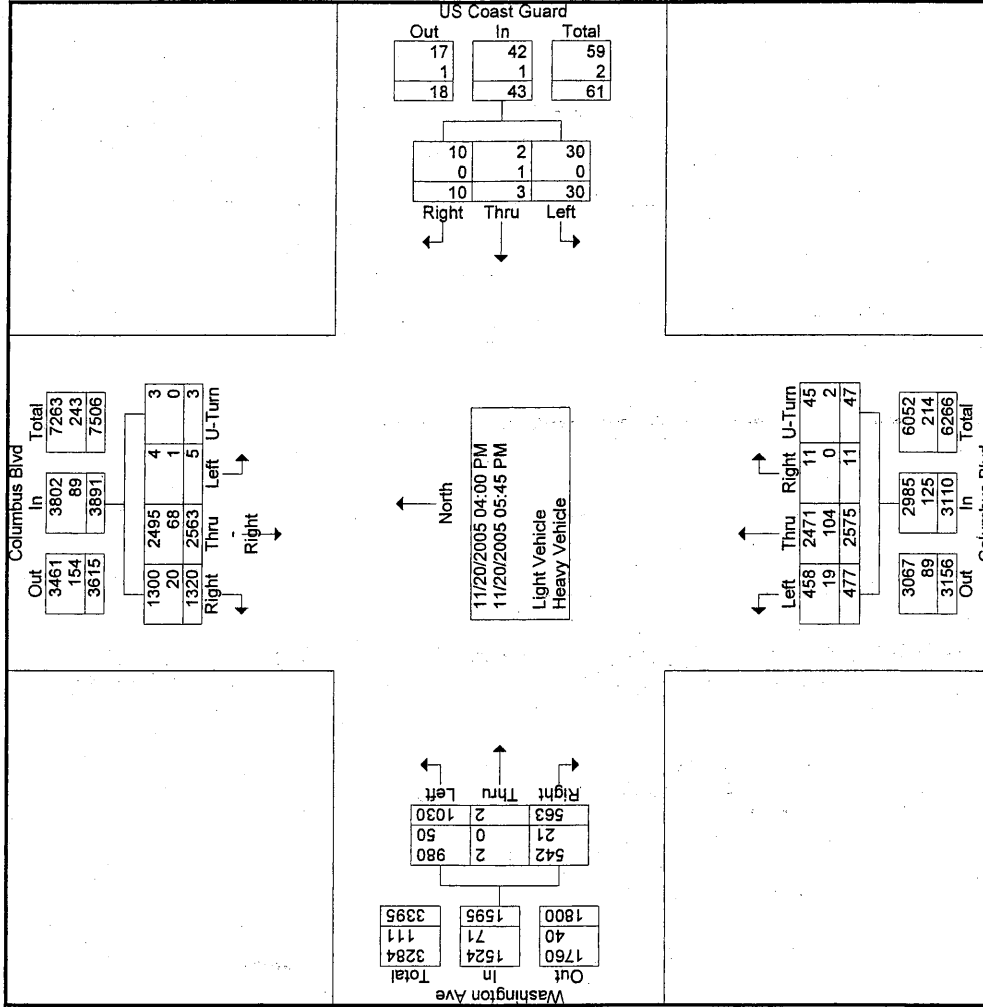
File Name : Columbus & Washington PM
Site Code : 00000000
Start Date : 11/20/2005
Page No : 1

Start Time	Columbus Blvd Southbound												US Coast Guard Westbound						Columbus Blvd Northbound						Washington Ave Eastbound																																																																																																																																																																																																																																																																																																																																																												
	Left		Thru-Left		Thru-Center		Thru-Right		Right		U-Turn		App. Total		Left		Thru		Right		U-Turn		App. Total		Left		Thru		Right		U-Turn		App. Total																																																																																																																																																																																																																																																																																																																																																				
	1.0	1.0	1.0	1.0	1.0	1.0	1.0	1.0	1.0	1.0	1.0	1.0	1.0	1.0	1.0	1.0	1.0	1.0	1.0	1.0	1.0	1.0	1.0	1.0	1.0	1.0	1.0	1.0	1.0	1.0	1.0	1.0																																																																																																																																																																																																																																																																																																																																																					
Factor	0	112	110	71	166	2	461	4	0	3	7	54	317	4	9	384	149	1	63	213	1065	04:00 PM	0	121	123	66	111	0	421	4	0	1	5	48	289	0	3	340	126	0	72	198	964	04:15 PM	2	119	122	64	113	1	421	2	0	1	3	56	350	3	9	418	120	0	66	186	1028	04:30 PM	0	140	126	67	183	0	516	1	1	1	3	52	327	0	6	385	140	1	71	212	1116	04:45 PM	2	492	481	268	573	3	1819	11	1	6	18	210	1283	7	27	1527	535	2	272	809	4173	Total	0	119	109	51	156	0	435	9	0	0	9	73	354	3	12	442	155	0	57	212	1098	05:15 PM	0	132	139	57	157	0	485	4	1	1	6	63	352	0	2	417	138	0	77	215	1123	05:30 PM	0	150	138	74	205	0	567	3	0	0	3	58	288	1	4	351	118	0	79	197	1118	05:45 PM	3	156	140	57	229	0	585	3	1	3	7	73	298	0	2	373	84	0	78	162	1127	Total	3	557	526	239	747	0	2072	19	2	4	25	267	1292	4	20	1583	495	0	291	786	4466	Grand Total	5	1049	1007	507	1320	3	3891	30	3	10	43	477	2575	11	47	3110	1030	2	563	1595	8639	Apprch %	0.1	27	25.9	13	33.9	0.1	45	69.8	7	23.3	0.5	15.3	82.8	0.4	1.5	36	64.6	0.1	35.3	18.5		Total %	0.1	12.1	11.7	5.9	15.3	0	45	0.3	0	0.1	0.5	5.5	29.8	0.1	0.5	36	11.9	0	6.5	18.5		Light Vehicle	4	1034	973	488	1300	3	3802	30	2	10	42	458	2471	11	45	2985	980	2	542	1524	8353	% Light Vehicle	80	98.6	96.6	96.3	98.5	100	97.7	100	66.7	100	97.7	96	96	100	95.7	96	95.1	100	96.3	95.5	96.7	Heavy Vehicle	1	15	34	19	20	0	89	0	1	0	1	19	104	0	2	125	50	0	21	71	286	% Heavy Vehicle	20	1.4	3.4	3.7	1.5	0	2.3	0	33.3	0	2.3	4	4	0	4.3	4	4.9	0	3.7	4.5	3.3

Orth-Rodgers & Associates

230 South Broad St.
 Philadelphia, PA 19102
www.orth-rodgers.com

File Name : Columbus & Washington PM
 Site Code : 00000000
 Start Date : 11/20/2005
 Page No : 2

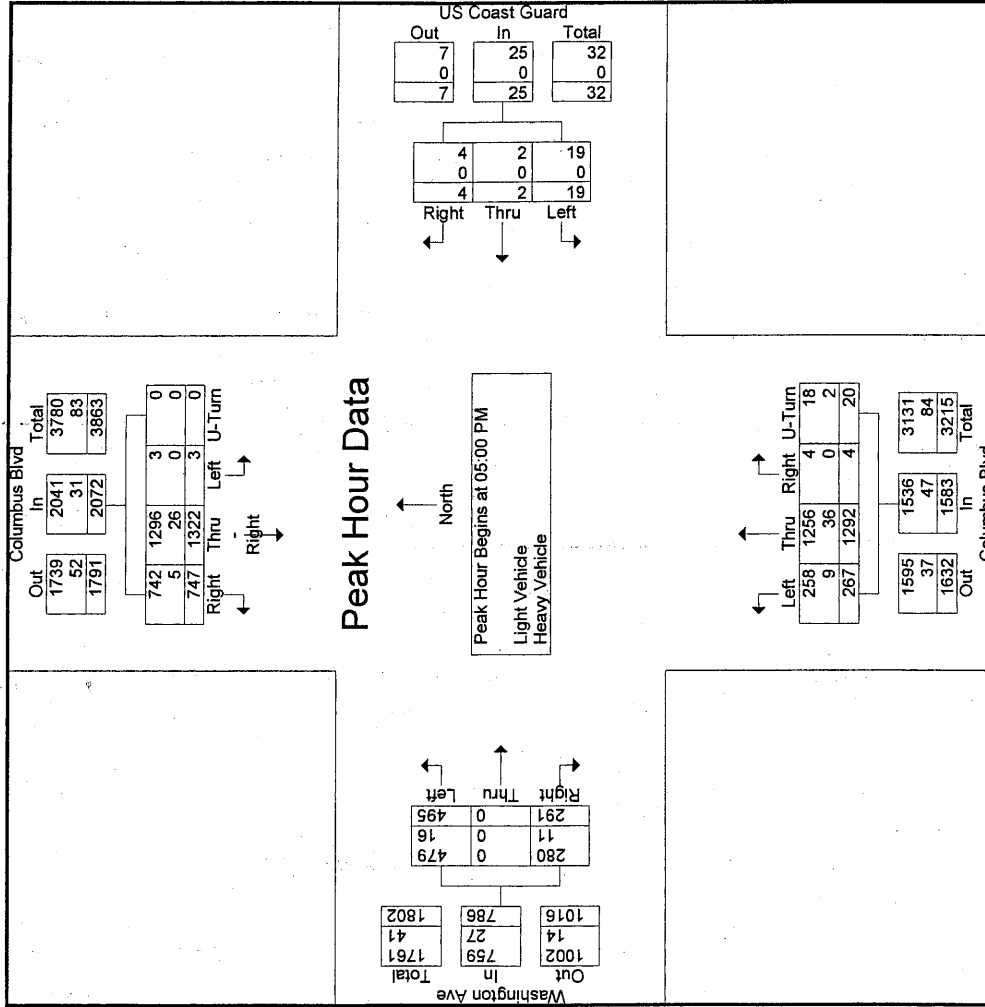


Orth-Rodgers & Associates

230 South Broad St.
Philadelphia, PA 19102
www.orth-rodgers.com

File Name : Columbus & Washington PM
Site Code : 00000000
Start Date : 11/20/2005
Page No : 3

Start Time	Columbus Blvd Southbound					US Coast Guard Westbound					Columbus Blvd Northbound					Washington Ave Eastbound					
	Left	Thru-Left	Thru-Center	Thru-Right	Right	U-Turn	App. Total	Left	Thru	Right	App. Total	Left	Thru	Right	App. Total	Left	Thru	Right	App. Total	Int. Total	
Peak Hour Analysis From 04:00 PM to 05:45 PM - Peak 1 of 1																					
Peak Hour for Entire Intersection Begins at 05:00 PM																					
05:00 PM	0	119	109	51	156	0	435	9	0	0	9	73	354	3	12	442	155	0	57	212	1098
05:15 PM	0	132	139	57	157	0	485	4	1	1	6	63	352	0	2	417	138	0	77	215	1123
05:30 PM	0	150	138	74	205	0	567	3	0	0	3	58	288	1	4	351	118	0	79	197	1118
05:45 PM	3	156	140	57	229	0	585	3	1	3	7	73	298	0	2	373	84	0	78	162	1127
Total Volume	3	557	526	239	747	0	2072	19	2	4	25	267	1292	4	20	1583	495	0	291	786	4466
% App. Total	0.1	26.9	25.4	11.5	36.1	0	885	76	8	16	694	16.9	81.6	0.3	1.3	798	63	0	37	914	991
PHF	250	893	939	807	816	0.000	885	528	500	333	694	914	912	333	417	895	798	000	921	914	991
Light Vehicle	3	553	511	232	742	0	2041	19	2	4	25	258	1256	4	18	1536	479	0	280	759	4361
% Light Vehicle	100	99.3	97.1	97.1	99.3	0	98.5	100	100	100	100	96.6	97.2	100	90.0	97.0	96.8	0	96.2	96.6	97.6
Heavy Vehicle	0	4	15	7	5	0	31	0	0	0	0	9	36	0	2	47	16	0	11	27	105
% Heavy Vehicle	0	0.7	2.9	2.9	0.7	0	1.5	0	0	0	0	3.4	2.8	0	10.0	3.0	3.2	0	3.8	3.4	2.4



Orth-Rodgers & Associates

230 South Broad St.
Philadelphia, PA 19102
www.orth-rodgers.com

Counter:
Counted By: Bill Gross & John Lucas
Weather: Clear
Other:

File Name : Columbus & I-95 Center City Early Fri
Site Code : 00000002
Start Date : 2/3/2006
Page No : 1

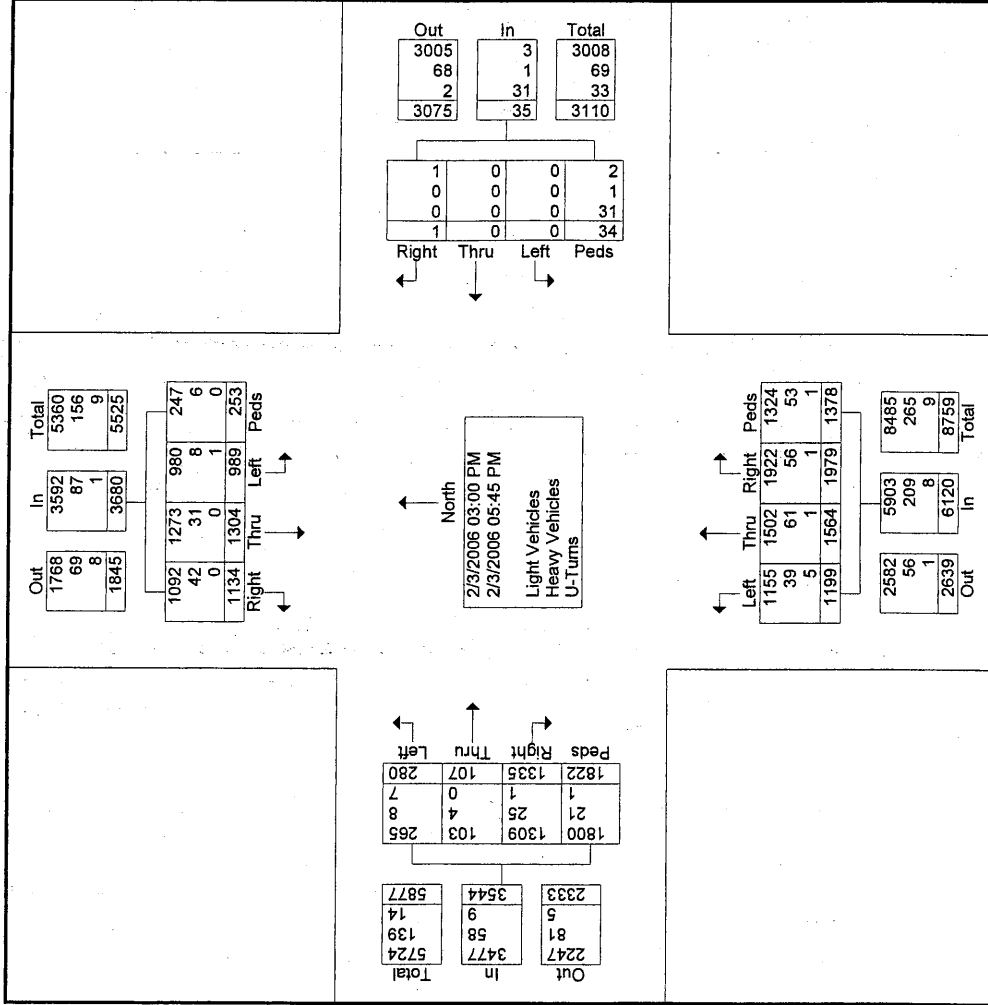
Groups Printed- Light Vehicles - Heavy Vehicles - Turns

Start Time	Southbound						Westbound						Northbound						Eastbound					
	Left	Thru	Right	Peds	App. Total		Left	Thru	Right	Peds	App. Total		Left	Thru	Right	Peds	App. Total		Left	Thru	Right	Peds	App. Total	
	1.0	1.0	1.0	1.0	1.0		1.0	1.0	1.0	1.0	1.0		1.0	1.0	1.0	1.0	1.0		1.0	1.0	1.0	1.0	1.0	
Factor	1.0	1.0	1.0	1.0	1.0		1.0	1.0	1.0	1.0	1.0		1.0	1.0	1.0	1.0	1.0		1.0	1.0	1.0	1.0	1.0	
03:00 PM	66	101	102	19	288	7	0	0	1	6	7	103	155	193	112	112	563	28	14	108	177	327	1185	
03:15 PM	45	103	97	27	272	0	0	0	0	0	0	88	162	176	86	86	512	23	13	108	145	289	1073	
03:30 PM	69	112	119	33	333	2	0	0	0	2	2	128	204	241	152	152	725	22	2	93	162	279	1339	
03:45 PM	79	120	112	27	338	2	0	0	0	2	2	95	135	160	114	114	504	21	10	108	155	294	1138	
Total	259	436	430	106	1231	11	0	0	1	10	11	414	656	770	464	464	2304	94	39	417	639	1189	4735	
04:00 PM	83	116	91	14	304	9	0	0	0	9	9	100	125	145	108	108	478	20	5	116	173	314	1105	
04:15 PM	81	109	96	25	311	1	0	0	0	1	1	103	116	190	136	136	545	31	9	87	145	272	1129	
04:30 PM	77	105	103	16	301	2	0	0	0	2	2	105	88	171	129	129	493	23	7	94	155	279	1075	
04:45 PM	102	118	103	17	340	1	0	0	0	1	1	98	126	138	108	108	470	23	8	64	115	210	1021	
Total	343	448	393	72	1256	13	0	0	0	13	13	406	455	644	481	481	1986	97	29	361	588	1075	4330	
05:00 PM	81	106	90	18	295	1	0	0	0	1	1	111	129	154	121	121	515	17	9	112	164	302	1113	
05:15 PM	107	109	77	19	312	3	0	0	0	3	3	94	95	124	96	96	409	23	7	146	147	323	1047	
05:30 PM	93	98	76	25	292	5	0	0	0	5	5	88	133	158	124	124	503	18	13	149	147	327	1127	
05:45 PM	106	107	68	13	294	2	0	0	0	2	2	86	96	129	92	92	403	31	10	150	137	328	1027	
Total	387	420	311	75	1193	11	0	0	0	11	11	379	453	565	433	433	1830	89	39	557	595	1280	4314	
Grand Total	989	1304	1134	253	3680	35	0	0	1	34	35	1199	1564	1979	1378	1378	6120	280	107	1335	1822	3544	13379	
Approch %	26.9	35.4	30.8	6.9			0	0	2.9	97.1		19.6	25.6	32.3	22.5		7.9	3	37.7	51.4				
Total %	7.4	9.7	8.5	1.9	27.5	0.3	0	0	0	0.3	0.3	9	11.7	14.8	10.3	45.7	2.1	0.8	10	13.6	26.5			
Light Vehicles	980	1273	1092	247	3592	3	0	0	1	2	3	1155	1502	1922	1324	1324	5903	265	103	1309	1800	3477	12975	
% Light Vehicles	99.1	97.6	96.3	97.6	97.6	8.6	0	0	100	5.9	8.6	96.3	96	97.1	96.1	96.5	94.6	96.3	98.1	98.8	98.1			
Heavy Vehicles	8	31	42	6	87	1	0	0	0	1	1	39	61	56	53	53	209	8	4	25	21	58	355	
% Heavy Vehicles	0.8	2.4	3.7	2.4	2.4	2.9	0	0	0	2.9	2.9	3.3	3.9	2.8	3.8	3.4	3.4	2.9	3.7	1.9	1.2	1.6		
U-Turns	1	0	0	0	1	31	0	0	0	31	31	5	1	1	1	1	8	7	0	1	9	49		
% U-Turns	0.1	0	0	0	0	88.6	0	0	0	91.2	88.6	0.4	0.1	0.1	0.1	0.1	0.1	2.5	0	0.1	0.1	0.3		

Orth-Rodgers & Associates

230 South Broad St.
Philadelphia, PA 19102
www.orth-rodgers.com

File Name : Columbus & I-95 Center City Early Fri
Site Code : 00000002
Start Date : 2/3/2006
Page No : 2

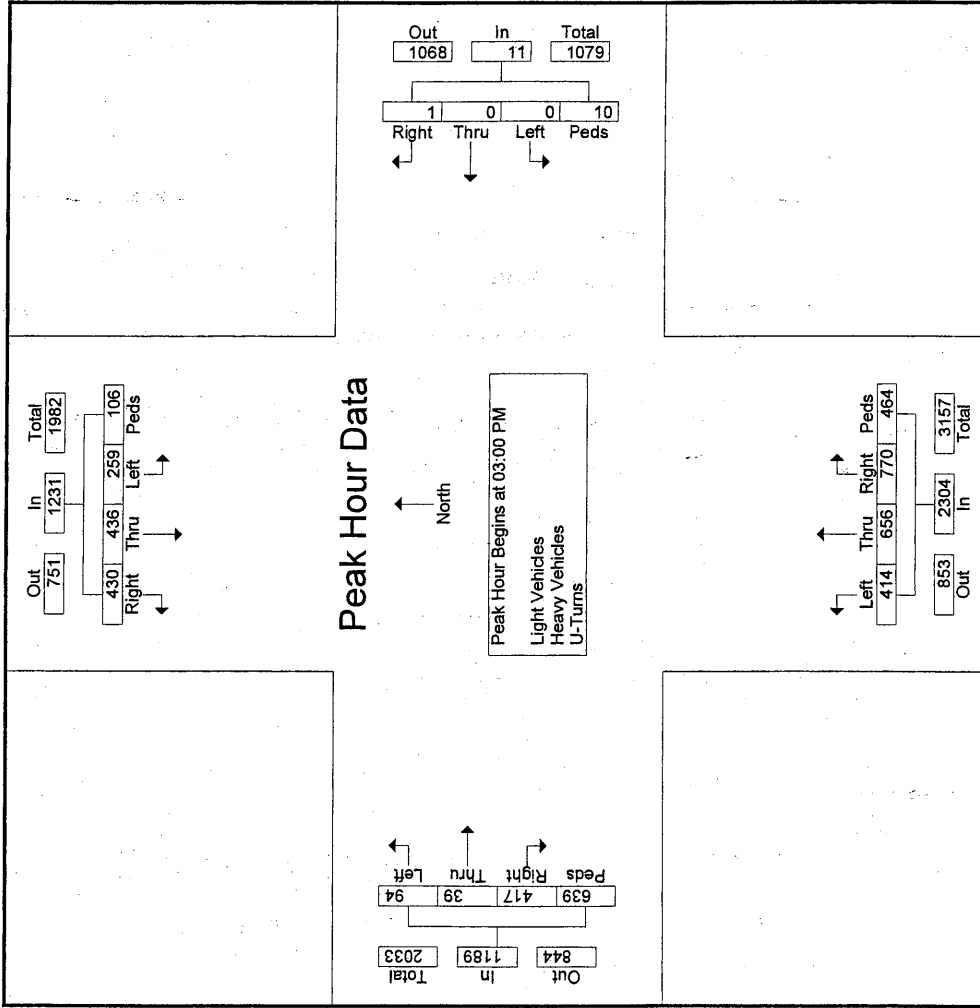


Orth-Rodgers & Associates

230 South Broad St.
Philadelphia, PA 19102
www.orth-rodgers.com

File Name : Columbus & I-95 Center City Early Fri
Site Code : 00000002
Start Date : 2/3/2006
Page No : 3

Start Time	Southbound				Westbound				Northbound				Eastbound							
	Left	Thru	Right	Peds	Left	Thru	Right	Peds	Left	Thru	Right	Peds	Left	Thru	Right	Peds	App. Total	Int. Total		
Peak Hour Analysis From 03:00 PM to 05:45 PM - Peak 1 of 1																				
Peak Hour for Entire Intersection Begins at 03:00 PM																				
03:00 PM	66	101	102	19	288	0	0	1	6	7	103	155	193	112	28	14	108	177	327	1185
03:15 PM	45	103	97	27	272	0	0	0	0	0	88	162	176	86	23	13	108	145	289	1073
03:30 PM	69	112	119	33	333	0	0	0	2	2	128	204	241	152	22	2	93	162	279	1339
03:45 PM	79	120	112	27	338	0	0	0	2	2	95	135	160	114	21	10	108	155	294	1138
Total Volume	259	436	430	106	1231	0	0	1	10	11	414	656	770	464	94	39	417	639	1189	4735
% App. Total	21	35.4	34.9	8.6	100	0	0	9.1	90.9	20.1	18	28.5	33.4	20.1	7.9	3.3	35.1	53.7	1189	4735
PHF	.820	.908	.903	.803	.911	.000	.000	.250	.417	.393	.809	.804	.799	.763	.839	.696	.965	.903	.909	.884

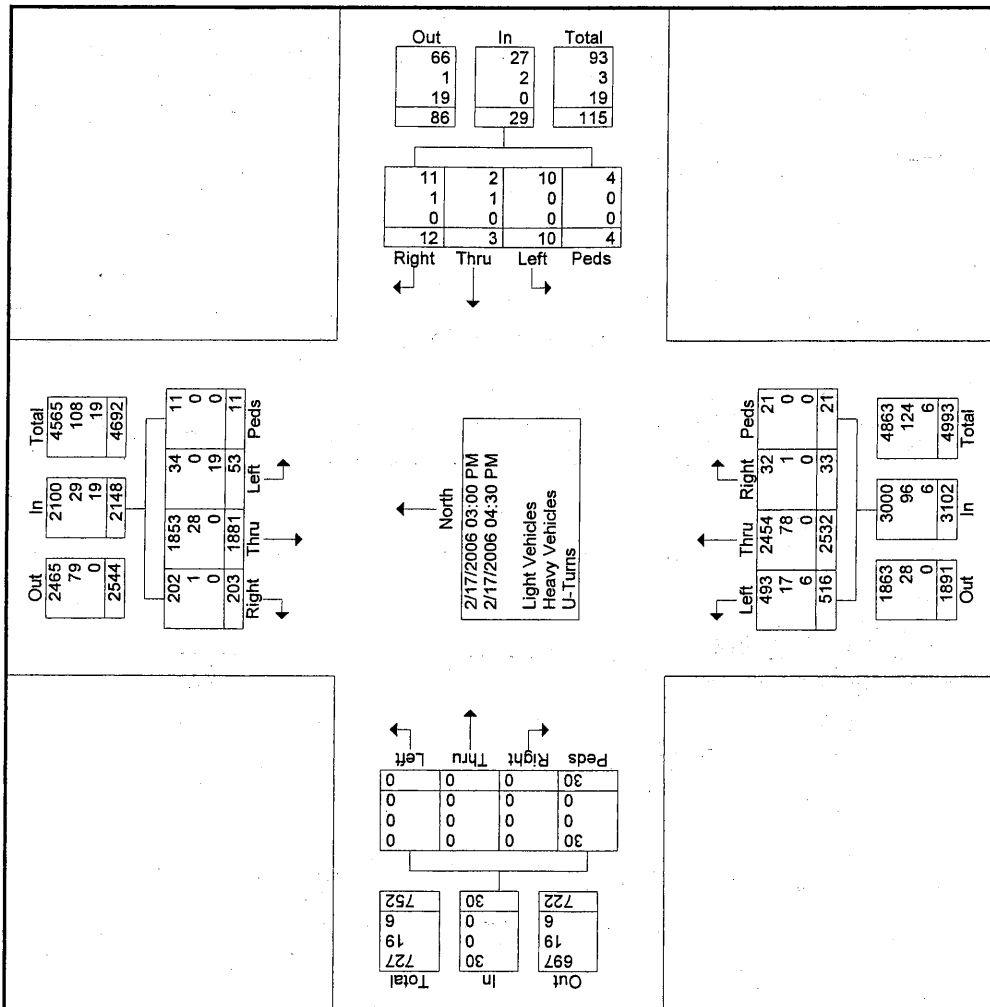


fault Comments
ange These in The Preferences Window
lect File/Preference in the Main Scree
n Click the Comments Tab

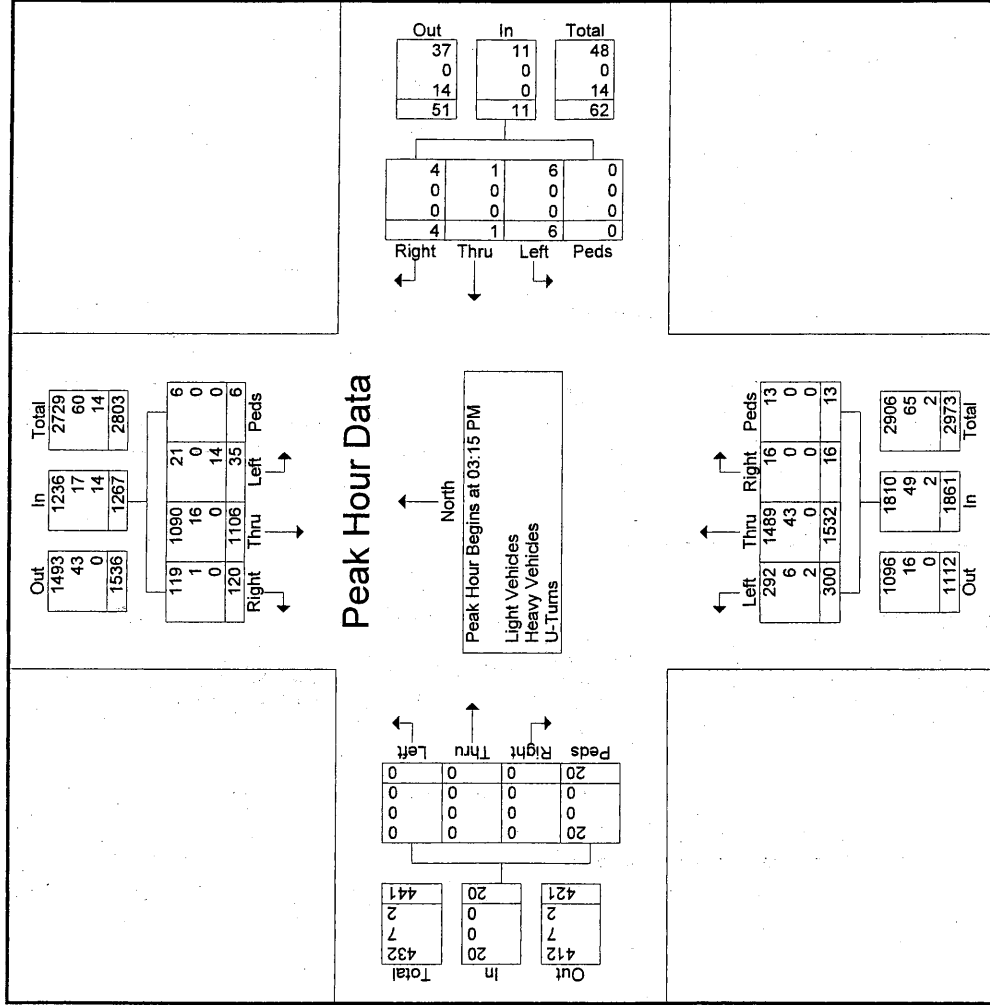
File Name : Columbus & Lombard
Site Code : 20060771
Start Date : 2/17/2006
Page No : 1

Groups Printed- Light Vehicles - Heavy Vehicles - Turns

Start Time	Southbound					Westbound					Northbound					Eastbound					
	Left	Thru	Right	Peds	App. Total	Left	Thru	Right	Peds	App. Total	Left	Thru	Right	Peds	App. Total	Left	Thru	Right	Peds	App. Total	Int
03:00 PM	7	246	25	0	278	0	1	2	0	3	90	315	2	4	411	0	0	0	0	3	3
03:15 PM	9	251	31	1	292	4	0	0	0	4	85	379	3	3	470	0	0	0	0	3	3
03:30 PM	9	289	30	4	332	0	0	1	0	1	82	357	3	7	449	0	0	0	0	8	8
03:45 PM	8	297	30	1	336	0	0	2	0	2	71	411	5	1	488	0	0	0	0	4	4
Total	33	1083	116	6	1238	4	1	5	0	10	328	1462	13	15	1818	0	0	0	0	18	18
04:00 PM	9	269	29	0	307	2	1	1	0	4	62	385	5	2	454	0	0	0	0	5	5
04:15 PM	7	277	33	2	319	2	1	3	2	8	64	333	6	4	407	0	0	0	0	4	4
04:30 PM	4	252	25	3	284	2	0	3	2	7	62	352	9	0	423	0	0	0	0	3	3
Grand Total	53	1881	203	11	2148	10	3	12	4	29	516	2532	33	21	3102	0	0	0	0	30	30
Approch %	2.5	87.6	9.5	0.5	13.8	34.5	10.3	41.4	13.8	0.5	16.6	81.6	1.1	0.7	58.4	0	0	0	0	100	0.6
Total %	1	35.4	3.8	0.2	40.5	0.2	0.1	0.2	0.1	0.5	9.7	47.7	0.6	0.4	58.4	0	0	0	0	0.6	0.6
Light Vehicles	34	1853	202	11	2100	10	2	11	4	27	493	2454	32	21	3000	0	0	0	0	30	30
Heavy Vehicles	64.2	98.5	99.5	100	97.8	100	66.7	91.7	100	93.1	95.5	96.9	97	100	96.7	0	0	0	0	100	100
% U-Turns	0	28	1	0	29	0	1	1	0	2	17	78	1	0	96	0	0	0	0	0	0
	0	1.5	0.5	0	1.4	0	33.3	8.3	0	6.9	3.3	3.1	3	0	3.1	0	0	0	0	0	0
	19	0	0	0	19	0	0	0	0	0	6	0	0	0	6	0	0	0	0	0	0
	35.8	0	0	0	0.9	0	0	0	0	0	1.2	0	0	0.2	0	0	0	0	0	0	0



Start Time	Southbound					Westbound					Northbound					Eastbound					
	Left	Thru	Right	Peds	App. Total	Left	Thru	Right	Peds	App. Total	Left	Thru	Right	Peds	App. Total	Left	Thru	Right	Peds	App. Total	Int
1 Hour Analysis From 03:00 PM to 04:30 PM - Peak 1 of 1																					
1 Hour for Entire Intersection Begins at 03:15 PM																					
03:15 PM	9	251	31	1	292	4	0	0	0	4	85	379	3	3	470	0	0	0	3	3	
03:30 PM	9	289	30	4	332	0	0	1	0	1	82	357	3	7	449	0	0	0	8	8	
03:45 PM	8	297	30	1	336	0	0	2	0	2	71	411	5	1	488	0	0	0	4	4	
04:00 PM	9	269	29	0	307	2	1	1	0	4	62	385	5	2	454	0	0	0	5	5	
total Volume	35	1106	120	6	1267	6	1	4	0	11	300	1532	16	13	1861	0	0	0	20	20	
App. Total	2.8	87.3	9.5	0.5		54.5	9.1	36.4	0		16.1	82.3	0.9	0.7		0	0	0	100	100	
PHF	.972	.931	.968	.375	.943	.375	.250	.500	.000	.688	.882	.932	.800	.464	.953	.000	.000	.000	.625	.625	
light Vehicles	21	1090	119	6	1236	6	1	4	0	11	292	1489	16	13	1810	0	0	0	20	20	
heavy Vehicles	60.0	98.6	99.2	100	97.6	100	100	100	0	100	97.3	97.2	100	100	97.3	0	0	0	100	100	
U-Turns	0	16	1	0	17	0	0	0	0	0	6	43	0	0	49	0	0	0	0	0	
% U-Turns	0	1.4	0.8	0	1.3	0	0	0	0	0	2.0	2.8	0	0	2.6	0	0	0	0	0	
	14	0	0	0	14	0	0	0	0	0	2	0	0	0	2	0	0	0	0	0	
	40.0	0	0	0	1.1	0	0	0	0	0	0.7	0	0	0.1	0.1	0	0	0	0	0	



**FRIDAY NIGHT TURNING MOVEMENT COUNTS
FEBRUARY 2006**

Orth-Rodgers & Associates

230 South Broad St.
Philadelphia, PA 19102
www.orth-rodgers.com

Counter:
Counted By: JL &
Weather: Clear
Other:

File Name : Columbus & Tasker Late Fri
Site Code : 00000000
Start Date : 2/3/2006
Page No : 1

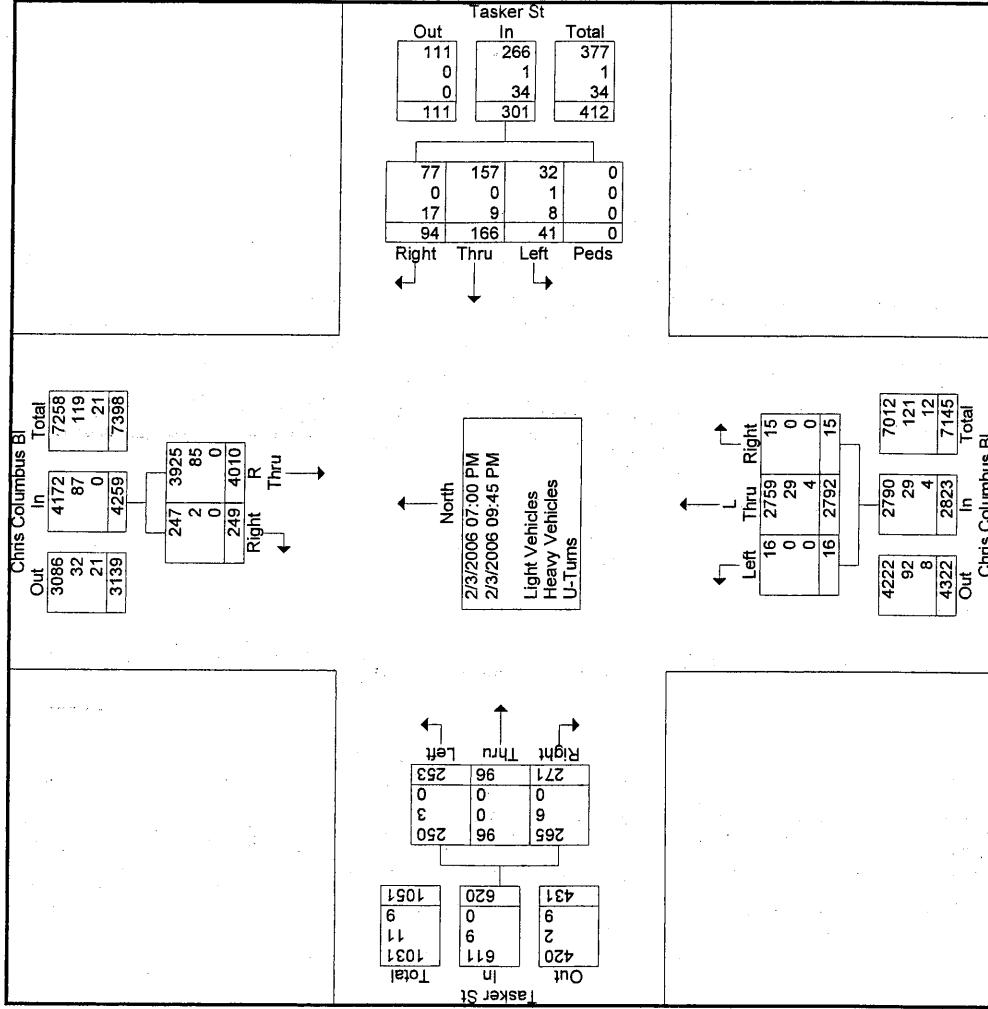
Groups Printed- Light Vehicles - Heavy Vehicles - Turns

Start Time	Chris Columbus Bl Southbound						Tasker St Westbound						Chris Columbus Bl Northbound						Tasker St Eastbound									
	L	Thru	C	Thru	R	Thru	Right	App. Total	Left	Thru	Right	App. Total	Left	Thru	R	Thru	L	Thru	Right	App. Total	Left	Thru	Right	App. Total	Left	Thru	Right	App. Total
	1.0	1.0	1.0	1.0	1.0	1.0	1.0	1.0	1.0	1.0	1.0	1.0	1.0	1.0	1.0	1.0	1.0	1.0	1.0	1.0	1.0	1.0	1.0	1.0	1.0	1.0	1.0	1.0
Factor	1.0	1.0	1.0	1.0	1.0	1.0	1.0	1.0	1.0	1.0	1.0	1.0	1.0	1.0	1.0	1.0	1.0	1.0	1.0	1.0	1.0	1.0	1.0	1.0	1.0	1.0	1.0	1.0
07:00 PM	104	173	111	34	422	0	27	0	79	39	95	1	214	27	19	23	69	732	27	19	23	69	27	19	23	69		
07:15 PM	154	171	143	18	486	0	31	3	116	43	122	3	287	27	13	31	71	875	27	13	31	71	27	13	31	71		
07:30 PM	91	161	142	23	417	0	35	0	93	48	124	1	266	35	7	36	78	796	35	7	36	78	35	7	36	78		
07:45 PM	108	156	120	23	407	0	28	0	68	35	69	1	173	23	4	15	42	650	23	4	15	42	23	4	15	42		
Total	457	661	516	98	1732	0	121	3	356	165	410	6	940	112	43	105	260	3053	112	43	105	260	112	43	105	260		
08:00 PM	99	149	130	14	392	0	29	1	116	57	121	3	298	15	7	21	43	762	15	7	21	43	15	7	21	43		
08:15 PM	93	132	128	22	375	0	24	2	105	42	94	1	244	18	13	25	56	699	18	13	25	56	18	13	25	56		
08:30 PM	79	125	113	19	336	0	16	3	94	33	87	1	218	20	7	24	51	621	20	7	24	51	20	7	24	51		
08:45 PM	59	128	102	16	305	0	25	3	79	44	98	0	224	15	6	15	36	590	15	6	15	36	15	6	15	36		
Total	330	534	473	71	1408	0	94	9	394	176	400	5	984	68	33	85	186	2672	68	33	85	186	68	33	85	186		
09:00 PM	43	120	86	10	259	0	17	0	85	37	103	1	226	23	9	13	45	547	23	9	13	45	23	9	13	45		
09:15 PM	54	115	130	22	321	0	22	0	85	43	96	2	226	21	5	29	55	624	21	5	29	55	21	5	29	55		
09:30 PM	52	111	103	24	290	0	24	3	77	45	90	0	215	15	4	23	42	571	15	4	23	42	15	4	23	42		
09:45 PM	32	91	102	24	249	0	23	1	96	38	96	1	232	14	2	16	32	536	14	2	16	32	14	2	16	32		
Total	181	437	421	80	1119	0	86	4	343	163	385	4	899	73	20	81	174	2278	73	20	81	174	73	20	81	174		
Grand Total	968	1632	1410	249	4259	0	301	16	1093	504	1195	15	2823	253	96	271	620	8003	253	96	271	620	253	96	271	620		
Apprch %	22.7	38.3	33.1	5.8				0.6	38.7	17.9	42.3	0.5		40.8	15.5	43.7			40.8	15.5	43.7		40.8	15.5	43.7			
Total %	12.1	20.4	17.6	3.1	53.2	0	3.8	0.2	13.7	6.3	14.9	0.2	35.3	3.2	1.2	3.4	7.7		3.2	1.2	3.4	7.7	3.2	1.2	3.4	7.7		
Light Vehicles	954	1596	1375	247	4172	0	266	16	1074	497	1188	15	2790	250	96	265	611	7839	250	96	265	611	250	96	265	611		
% Light Vehicles	98.6	97.8	97.5	99.2	98	0	88.4	100	98.3	98.6	99.4	100	98.8	98.8	100	97.8	98.5	98	98.8	100	97.8	98.5	98.8	100	97.8	98.5		
Heavy Vehicles	14	36	35	2	87	0	1	0	16	6	7	0	29	3	0	6	9	126	3	0	6	9	3	0	6	9		
% Heavy Vehicles	1.4	2.2	2.5	0.8	2	0	0.3	0	1.5	1.2	0.6	0	1	1.2	0	2.2	1.5	1.6	1.2	0	2.2	1.5	1.2	0	2.2	1.5		
U-Turns	0	0	0	0	0	0	34	0	3	1	0	0	4	0	0	0	0	38	0	0	0	0	0	0	0	0		
% U-Turns	0	0	0	0	0	0	11.3	0	0.3	0.2	0	0	0.1	0	0	0	0	0.5	0	0	0	0	0	0	0	0		

Orth-Rodgers & Associates

230 South Broad St.
Philadelphia, PA 19102
www.orth-rodgers.com

File Name : Columbus & Tasker Late Fri
Site Code : 00000000
Start Date : 2/3/2006
Page No : 2

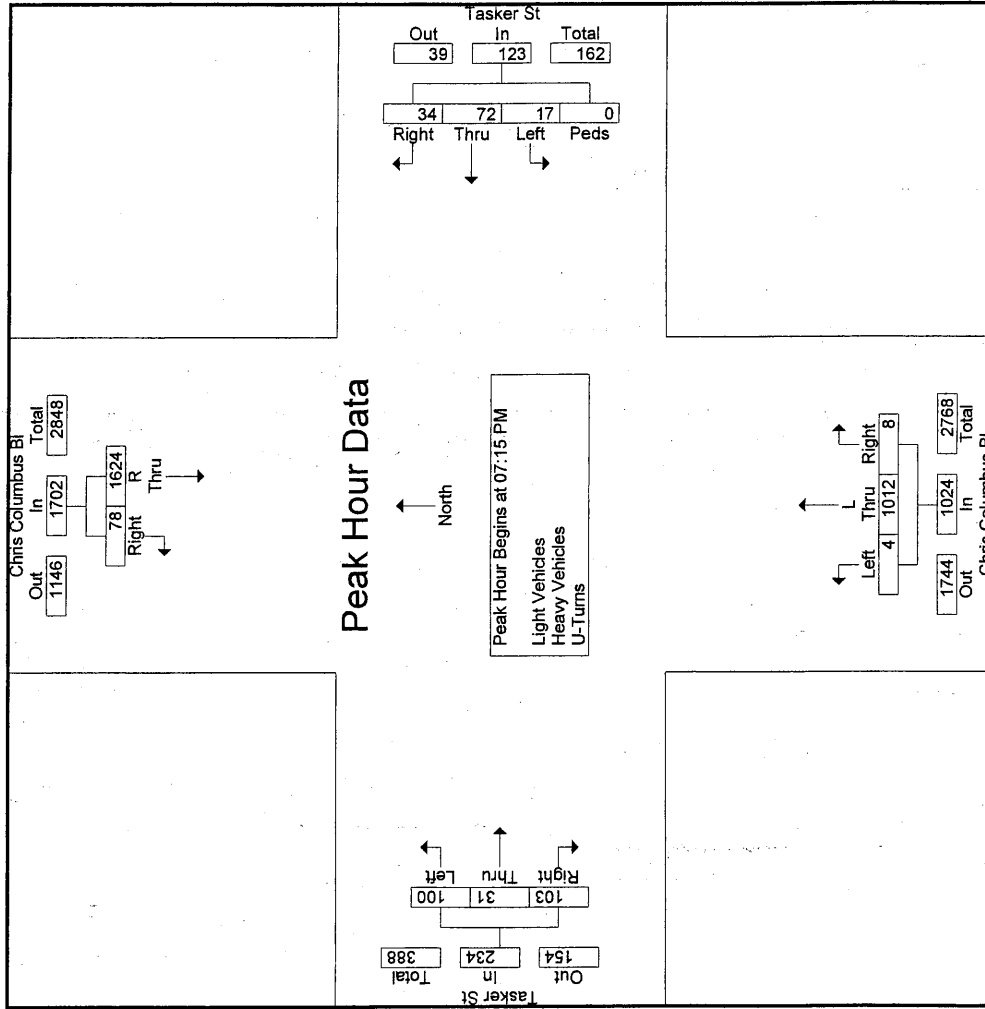


Orth-Rodgers & Associates

230 South Broad St.
Philadelphia, PA 19102
www.orth-rodgers.com

File Name : Columbus & Tasker Late Fri
Site Code : 00000000
Start Date : 2/3/2006
Page No : 3

Start Time	Chris Columbus BI Southbound					Tasker St Westbound					Chris Columbus BI Northbound					Tasker St Eastbound					
	L Thru	C Thru	R Thru	Right	App. Total	Left	Thru	Right	Peds	App. Total	Left	C Thru	R Thru	L Thru	Right	App. Total	Left	Thru	Right	App. Total	Int. Total
Peak Hour Analysis From 07:00 PM to 09:45 PM - Peak 1 of 1																					
Peak Hour for Entire Intersection Begins at 07:15 PM																					
07:15 PM	154	171	143	18	486	6	19	6	0	31	3	116	43	122	3	287	27	13	31	71	875
07:30 PM	91	161	142	23	417	6	17	12	0	35	0	93	48	124	1	266	35	7	36	78	796
07:45 PM	108	156	120	23	407	4	18	6	0	28	0	68	35	69	1	173	23	4	15	42	650
08:00 PM	99	149	130	14	392	1	18	10	0	29	1	116	57	121	3	298	15	7	21	43	762
Total Volume	452	637	535	78	1702	17	72	34	0	123	4	393	183	436	8	1024	100	31	103	234	3083
% App. Total	26.6	37.4	31.4	4.6		13.8	58.5	27.6	0		0.4	38.4	17.9	42.6	0.8		42.7	13.2	44		
PHF	.734	.931	.935	.848	.876	.708	.947	.708	.000	.879	.333	.847	.803	.879	.667	.859	.714	.596	.715	.750	.881



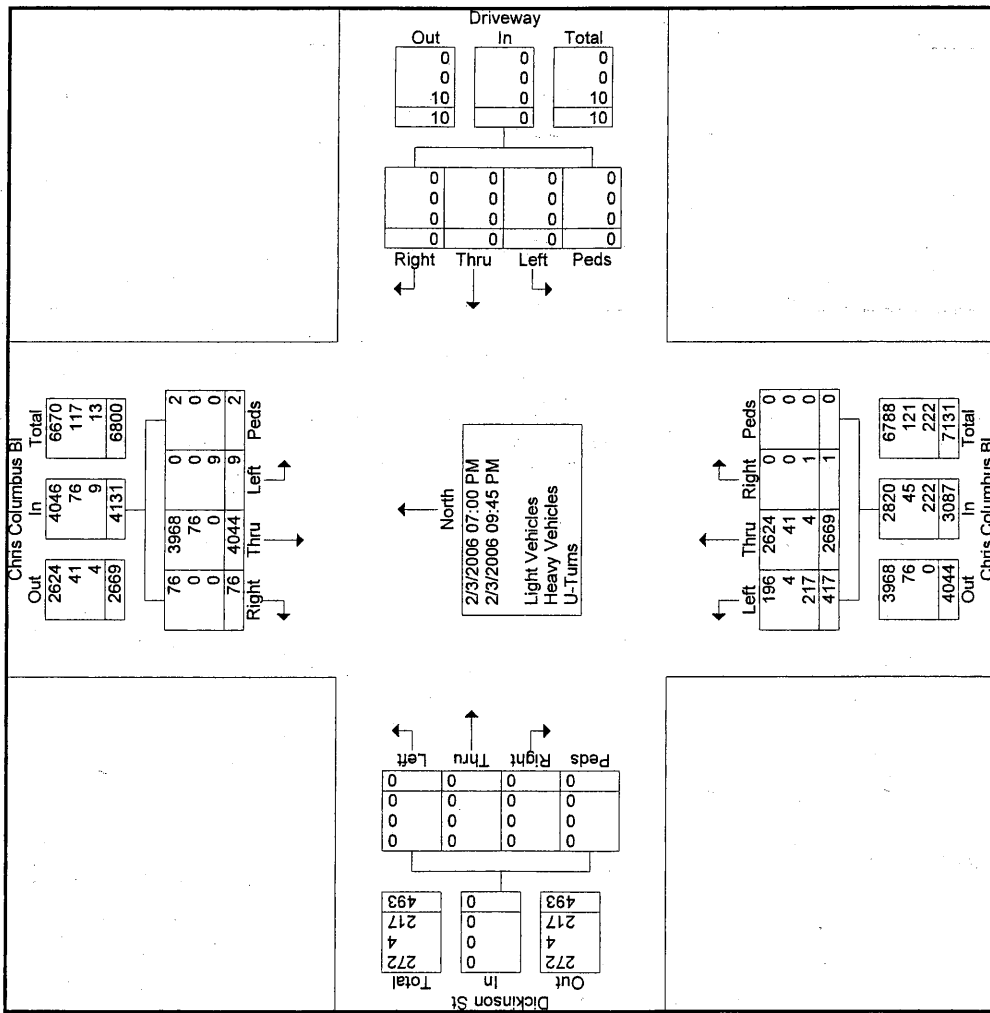
Orth-Rodgers & Associates

230 South Broad St.
Philadelphia, PA 19102
www.orth-rodgers.com

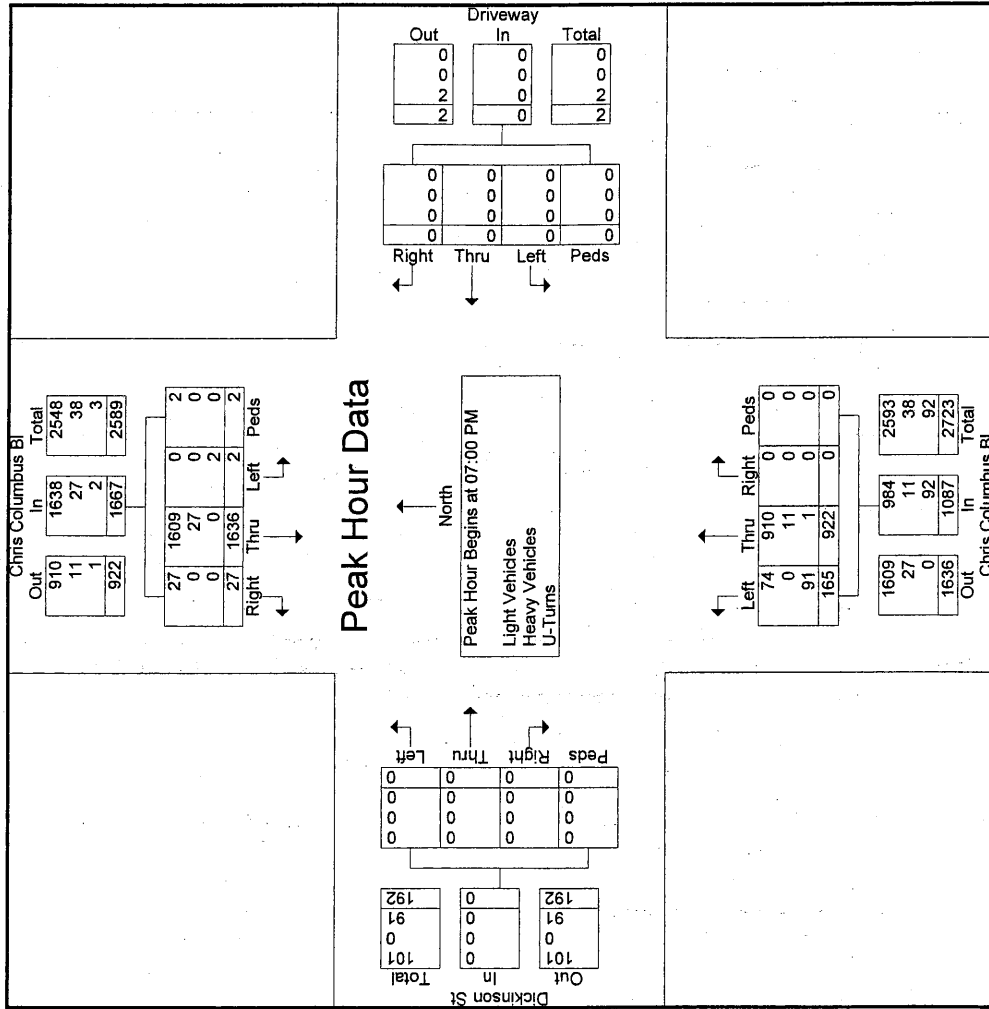
counter:
mounted By: Bill Gross
weather: Clear
ther:

File Name : Columbus & Dickinson Lat
Site Code : 00000007
Start Date : 2/3/2006
Page No : 1

Start Time	Chris Columbus Bl Southbound												Chris Columbus Bl Northbound												Chris Columbus Bl Eastbound														
	Chris Columbus Bl Southbound				Drive Way Westbound				Chris Columbus Bl Northbound				Chris Columbus Bl Eastbound				Chris Columbus Bl Southbound				Drive Way Eastbound				Chris Columbus Bl Northbound				Chris Columbus Bl Eastbound										
	Left	Thru	Right	Peds	App. Total	Left	Thru	Right	Peds	App. Total	Left	Thru	Right	Peds	App. Total	Left	Thru	Right	Peds	App. Total	Left	Thru	Right	Peds	App. Total	Left	Thru	Right	Peds	App. Total	Left	Thru	Right	Peds	App. Total	Left	Thru	Right	Peds
07:00 PM	0	458	8	0	466	0	0	0	0	0	40	204	0	0	244	0	0	0	0	244	0	0	0	0	0	0	0	0	0	0	0	0	0	0	0	0	0	0	0
07:15 PM	1	433	6	1	441	0	0	0	0	0	43	269	0	0	312	0	0	0	0	312	0	0	0	0	0	0	0	0	0	0	0	0	0	0	0	0	0	0	0
07:30 PM	0	369	5	1	375	0	0	0	0	0	52	251	0	0	303	0	0	0	0	303	0	0	0	0	0	0	0	0	0	0	0	0	0	0	0	0	0	0	0
07:45 PM	1	376	8	0	385	0	0	0	0	0	30	198	0	0	228	0	0	0	0	228	0	0	0	0	0	0	0	0	0	0	0	0	0	0	0	0	0	0	0
Total	2	1636	27	2	1667	0	0	0	0	0	165	922	0	0	1087	0	0	0	0	1087	0	0	0	0	0	0	0	0	0	0	0	0	0	0	0	0	0	0	0
08:00 PM	1	364	12	0	377	0	0	0	0	0	49	236	1	0	286	0	0	0	0	286	0	0	0	0	0	0	0	0	0	0	0	0	0	0	0	0	0	0	0
08:15 PM	2	383	10	0	395	0	0	0	0	0	20	237	0	0	257	0	0	0	0	257	0	0	0	0	0	0	0	0	0	0	0	0	0	0	0	0	0	0	0
08:30 PM	1	307	7	0	315	0	0	0	0	0	30	199	0	0	229	0	0	0	0	229	0	0	0	0	0	0	0	0	0	0	0	0	0	0	0	0	0	0	0
08:45 PM	0	286	5	0	291	0	0	0	0	0	40	207	0	0	247	0	0	0	0	247	0	0	0	0	0	0	0	0	0	0	0	0	0	0	0	0	0	0	0
Total	4	1340	34	0	1378	0	0	0	0	0	139	879	1	0	1019	0	0	0	0	1019	0	0	0	0	0	0	0	0	0	0	0	0	0	0	0	0	0	0	0
09:00 PM	0	260	5	0	265	0	0	0	0	0	32	226	0	0	258	0	0	0	0	258	0	0	0	0	0	0	0	0	0	0	0	0	0	0	0	0	0	0	0
09:15 PM	0	296	3	0	299	0	0	0	0	0	26	216	0	0	242	0	0	0	0	242	0	0	0	0	0	0	0	0	0	0	0	0	0	0	0	0	0	0	0
09:30 PM	2	260	3	0	265	0	0	0	0	0	33	192	0	0	225	0	0	0	0	225	0	0	0	0	0	0	0	0	0	0	0	0	0	0	0	0	0	0	0
09:45 PM	1	252	4	0	257	0	0	0	0	0	22	234	0	0	256	0	0	0	0	256	0	0	0	0	0	0	0	0	0	0	0	0	0	0	0	0	0	0	0
Total	3	1068	15	0	1086	0	0	0	0	0	113	868	0	0	981	0	0	0	0	981	0	0	0	0	0	0	0	0	0	0	0	0	0	0	0	0	0	0	0
Grand Total	9	4044	76	2	4131	0	0	0	0	0	417	2669	1	0	3087	0	0	0	0	3087	0	0	0	0	0	0	0	0	0	0	0	0	0	0	0	0	0	0	0
Approch %	0.2	97.9	1.8	0		0	0	0	0		13.5	86.5	0	0																									
Total %	0.1	56	1.1	0	57.2	0	0	0	0	0	5.8	37	0	0	42.8	0	0	0	0	42.8	0	0	0	0	0	0	0	0	0	0	0	0	0	0	0	0	0	0	0
Light Vehicles	0	3968	76	2	4046	0	0	0	0	0	196	2624	0	0	2820	0	0	0	0	2820	0	0	0	0	0	0	0	0	0	0	0	0	0	0	0	0	0	0	0
Light Vehicles	0	98.1	100	100	97.9	0	0	0	0	0	47	98.3	0	0	91.4	0	0	0	0	91.4	0	0	0	0	0	0	0	0	0	0	0	0	0	0	0	0	0	0	0
Heavy Vehicles	0	76	0	0	76	0	0	0	0	0	4	41	0	0	45	0	0	0	0	45	0	0	0	0	0	0	0	0	0	0	0	0	0	0	0	0	0	0	0
Heavy Vehicles	0	1.9	0	0	1.8	0	0	0	0	0	1	1.5	0	0	1.5	0	0	0	0	1.5	0	0	0	0	0	0	0	0	0	0	0	0	0	0	0	0	0	0	0
U-Turns	9	0	0	0	9	0	0	0	0	0	217	4	1	0	222	0	0	0	0	222	0	0	0	0	0	0	0	0	0	0	0	0	0	0	0	0	0	0	0
% U-Turns	100	0	0	0	0.2	0	0	0	0	0	52	0.1	100	0	7.2	0	0	0	0	7.2	0	0	0	0	0	0	0	0	0	0	0	0	0	0	0	0	0	0	0



Start Time	Chris Columbus BI Southbound					Driveway Westbound					Chris Columbus BI Northbound					Dickinson St Eastbound					
	Left	Thru	Right	Peds	App. Total	Left	Thru	Right	Peds	App. Total	Left	Thru	Right	Peds	App. Total	Left	Thru	Right	Peds	App. Total	Int. T
Peak Hour Analysis From 07:00 PM to 09:45 PM - Peak 1 of 1																					
ak Hour for Entire Intersection Begins at 07:00 PM																					
07:00 PM	0	458	8	0	466	0	0	0	0	0	40	204	0	0	244	0	0	0	0	0	0
07:15 PM	1	433	6	1	441	0	0	0	0	0	43	269	0	0	312	0	0	0	0	0	0
07:30 PM	0	369	5	1	375	0	0	0	0	0	52	251	0	0	303	0	0	0	0	0	0
07:45 PM	1	376	8	0	385	0	0	0	0	0	30	198	0	0	228	0	0	0	0	0	0
Total Volume	2	1636	27	2	1667	0	0	0	0	0	165	922	0	0	1087	0	0	0	0	0	2
% App. Total	0.1	98.1	1.6	0.1		0	0	0	0	0	15.2	84.8	0	0		0	0	0	0	0	
PHF	.500	.893	.844	.500	.894	.000	.000	.000	.000	.000	.793	.857	.000	.000	.871	.000	.000	.000	.000	.000	.000
Light Vehicles	0	1609	27	2	1638	0	0	0	0	0	74	910	0	0	984	0	0	0	0	0	2
Light Vehicles	0	98.3	100	100	98.3	0	0	0	0	0	44.8	98.7	0	0	90.5	0	0	0	0	0	9
Heavy Vehicles	0	27	0	0	27	0	0	0	0	0	0	11	0	0	11	0	0	0	0	0	0
Heavy Vehicles	0	1.7	0	0	1.6	0	0	0	0	0	0	1.2	0	0	1.0	0	0	0	0	0	0
U-Turns	2	0	0	0	2	0	0	0	0	0	91	1	0	0	92	0	0	0	0	0	0
% U-Turns	100	0	0	0	0.1	0	0	0	0	0	55.2	0.1	0	0	8.5	0	0	0	0	0	0



Orth-Rodgers & Associates

230 South Broad St.
Philadelphia, PA 19102
www.orth-rodgers.com

Counter:
Counted By: ACT & KLK
Weather: Clear
Other:

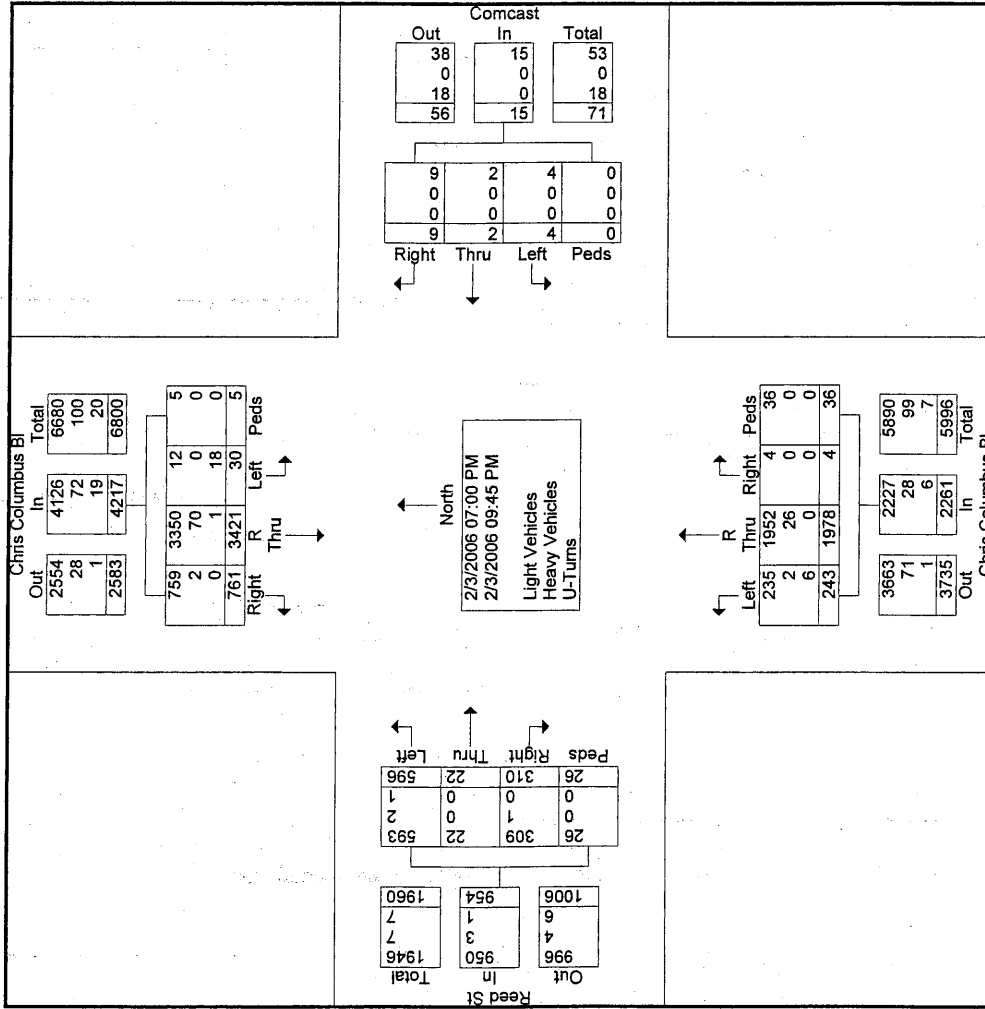
File Name : Columbus & Reed Fri total
Site Code : 00000000
Start Date : 2/3/2006
Page No : 1

Start Time	Chris Columbus BI Southbound												Chris Columbus BI Northbound												Reed St Eastbound											
	Comcast Westbound				Comcast Eastbound				Chris Columbus BI Southbound				Chris Columbus BI Northbound				Reed St Eastbound				Reed St Eastbound															
	Left	L Thru	R Thru	Right	Left	L Thru	R Thru	Right	Left	L Thru	R Thru	Right	Left	L Thru	R Thru	Right	Left	L Thru	R Thru	Right	Left	L Thru	R Thru	Right	Left	L Thru	R Thru	Right	Left	L Thru	R Thru	Right				
Factor	1.0	1.0	1.0	1.0	1.0	1.0	1.0	1.0	1.0	1.0	1.0	1.0	1.0	1.0	1.0	1.0	1.0	1.0	1.0	1.0	1.0	1.0	1.0	1.0	1.0	1.0	1.0	1.0	1.0	1.0	1.0	1.0				
07:00 PM	2	115	107	44	0	317	0	0	2	20	28	48	24	0	3	123	36	0	16	0	0	52	0	0	0	52	0	0	0	52	0	0				
07:15 PM	0	153	151	64	0	436	0	0	0	0	25	49	96	50	1	222	53	0	36	4	4	93	0	0	4	93	0	0	4	93	0	0				
07:30 PM	2	122	139	70	0	401	0	0	1	10	25	64	34	0	0	133	32	1	21	3	3	57	0	0	3	57	0	0	3	57	0	0				
07:45 PM	8	150	147	54	0	441	0	0	0	17	15	54	26	0	0	112	41	5	29	2	2	77	0	0	2	77	0	0	2	77	0	0				
Total	12	540	544	232	0	1595	0	0	3	72	117	262	134	1	4	590	162	6	102	9	9	279	0	0	9	279	0	0	9	279	0	0				
08:00 PM	4	121	138	82	0	416	0	0	6	21	52	87	38	0	0	198	36	4	15	4	4	59	0	0	4	59	0	0	4	59	0	0				
08:15 PM	3	92	124	98	5	371	0	0	1	22	51	93	61	1	2	230	44	1	29	0	0	74	0	0	0	74	0	0	0	74	0	0				
08:30 PM	1	41	120	108	0	304	0	0	4	12	38	75	41	0	0	166	39	0	23	1	1	63	0	0	1	63	0	0	1	63	0	0				
08:45 PM	5	51	107	85	0	305	0	0	1	27	35	86	63	2	11	224	67	10	33	0	0	110	0	0	0	110	0	0	0	110	0	0				
Total	13	305	489	373	5	1396	0	0	12	82	176	341	203	3	13	818	186	15	100	5	5	306	0	0	5	306	0	0	5	306	0	0				
09:00 PM	2	62	101	86	0	323	0	0	0	22	46	90	57	0	0	215	60	0	16	6	6	82	0	0	6	82	0	0	6	82	0	0				
09:15 PM	0	61	111	75	0	324	0	0	0	25	47	90	52	0	2	216	43	1	36	1	1	81	0	0	1	81	0	0	1	81	0	0				
09:30 PM	1	56	89	87	0	298	0	0	0	21	28	99	38	0	10	196	80	0	27	5	5	112	0	0	5	112	0	0	5	112	0	0				
09:45 PM	2	46	83	81	0	281	0	0	0	21	55	92	51	0	7	226	65	0	29	0	0	94	0	0	0	94	0	0	0	94	0	0				
Total	5	225	384	329	0	1226	0	0	0	89	176	371	198	0	19	853	248	1	108	12	12	369	0	0	12	369	0	0	12	369	0	0				
Grand Total	30	1070	1417	934	5	4217	0	0	15	243	469	974	535	4	36	2261	596	22	310	26	26	954	0	0	26	954	0	0	26	954	0	0				
Approach %	0.7	25.4	33.6	22.1	18	0.1	0	0	0	10.7	20.7	43.1	23.7	0.2	1.6	62.5	62.5	2.3	32.5	2.7	2.7	9.4	0	0	2.7	9.4	0	0	2.7	9.4	0	0				
Total %	0.4	14.4	19	12.5	10.2	0.1	56.6	0.1	0.2	3.3	6.3	13.1	7.2	0.1	0.5	30.4	8	0.3	4.2	0.3	0.3	12.8	0	0	0.3	12.8	0	0	0.3	12.8	0	0				
Light Vehicles	12	1052	1383	915	5	4126	0	0	0	15	235	468	955	4	36	2227	593	22	309	26	26	950	0	0	26	950	0	0	26	950	0	0				
% Light Vehicles	40	98.3	97.6	98	99.7	100	97.8	100	100	96.7	99.8	98	98.9	100	100	98.5	99.5	100	99.7	100	100	99.6	0	0	100	99.6	0	0	100	99.6	0	0				
Heavy Vehicles	0	17	34	19	2	72	0	0	0	2	1	19	6	0	0	28	2	0	1	0	0	3	0	0	0	3	0	0	0	3	0	0				
% Heavy Vehicles	0	1.6	2.4	2	0.3	0	1.7	0	0	0.8	0.2	2	1.1	0	0	1.2	0.3	0	0.3	0	0	0.3	0	0	0	0.3	0	0	0	0.3	0	0				
U-Turns	18	1	0	0	0	19	0	0	0	6	0	0	0	0	0	6	1	0	0	0	0	1	0	0	0	1	0	0	0	1	0	0				
% U-Turns	60	0.1	0	0	0	0.5	0	0	0	2.5	0	0	0	0	0	0.3	0.2	0	0	0	0	0.1	0	0	0	0.1	0	0	0	0.1	0	0				

Orth-Rodgers & Associates

230 South Broad St.
Philadelphia, PA 19102
www.orth-rodgers.com

File Name : Columbus & Reed Fri total
Site Code : 00000000
Start Date : 2/3/2006
Page No : 2

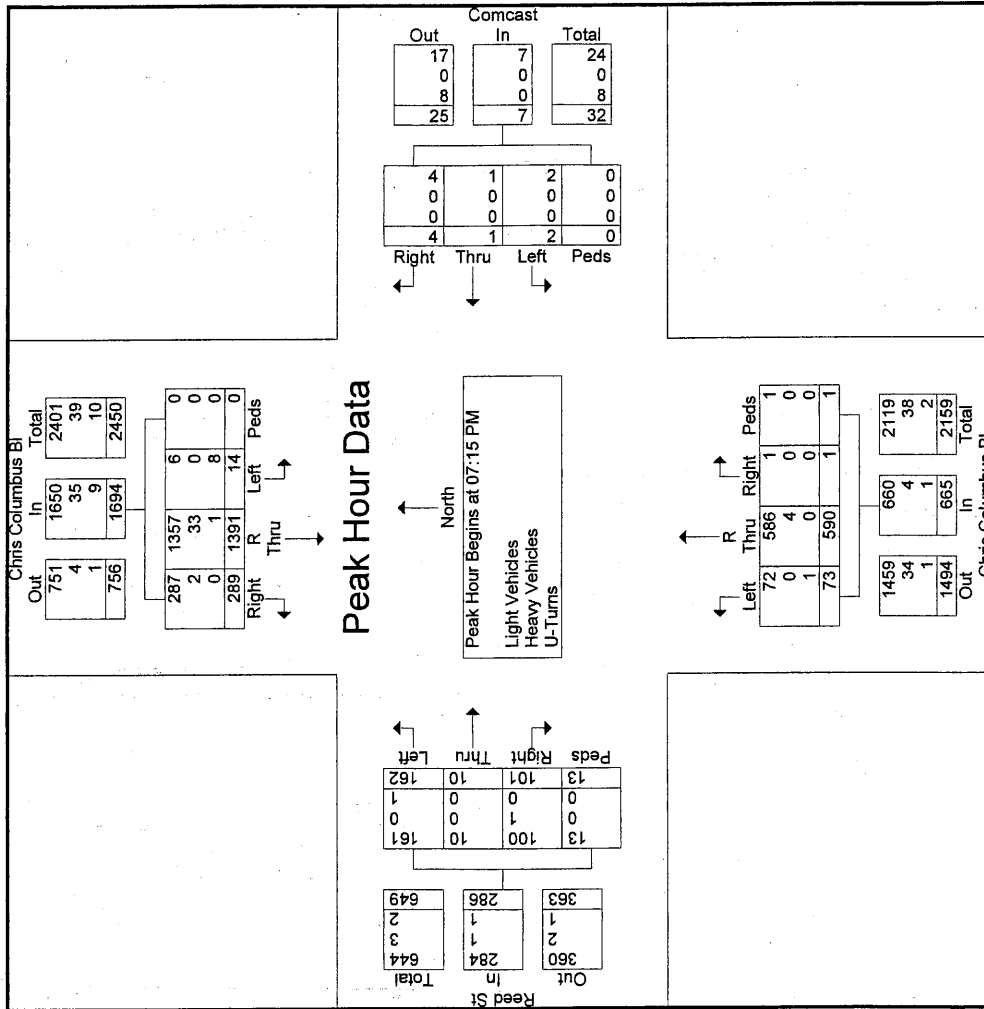


Orth-Rodgers & Associates

230 South Broad St.
Philadelphia, PA 19102
www.orth-rodgers.com

File Name : Columbus & Reed Fri total
Site Code : 00000000
Start Date : 2/3/2006
Page No : 3

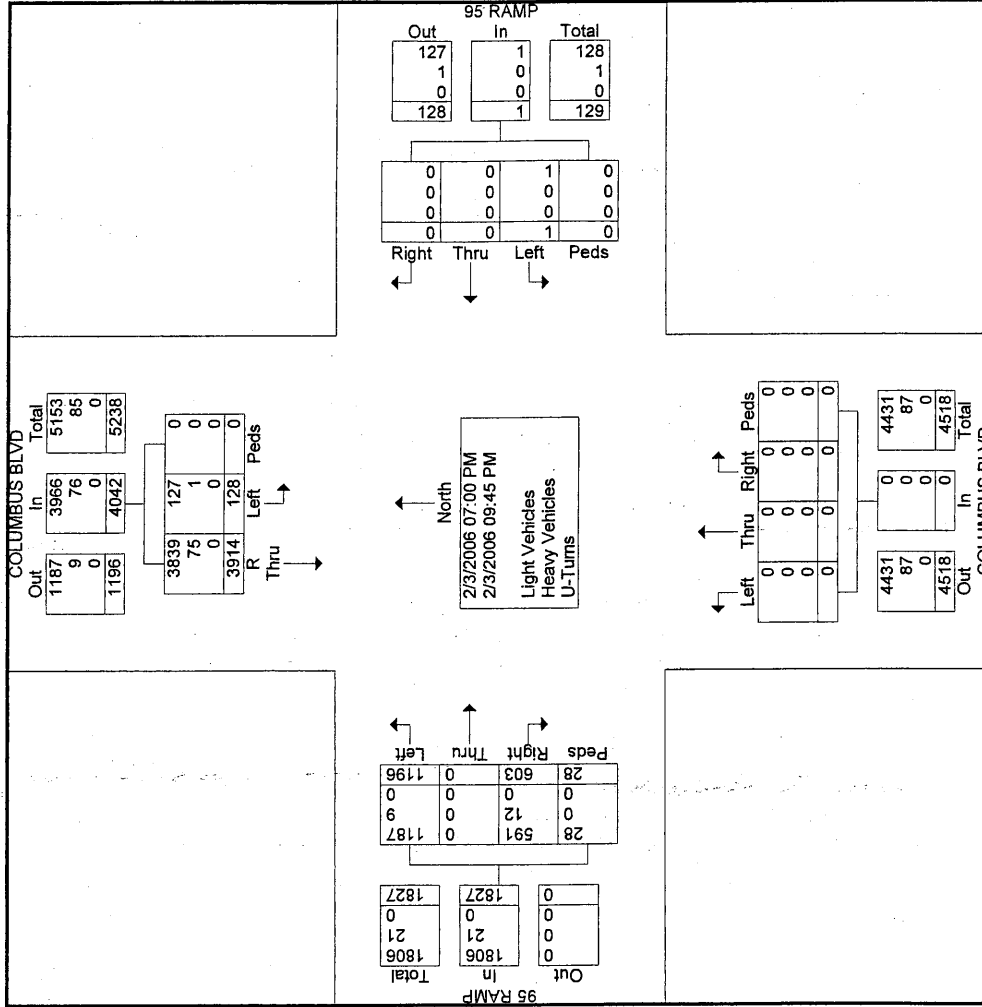
Start Time	Chris Columbus BI Southbound										Comcast Westbound										Chris Columbus BI Northbound										Reed St Eastbound										
	Left	L Thru	C Thru	R Thru	Right	Peds	App. Total	Left	L Thru	C Thru	R Thru	Right	Peds	App. Total	Left	L Thru	C Thru	R Thru	Right	Peds	App. Total	Left	L Thru	C Thru	R Thru	Right	Peds	App. Total													
	Peak Hour Analysis From 07:00 PM to 09:45 PM - Peak 1 of 1																																								
07:15 PM	0	153	151	64	68	0	436	0	0	0	0	0	0	0	25	49	96	50	1	1	1	53	222	1	1	1	1	1	1	1	53	222	0	0	0	0	0	0	0	53	222
07:30 PM	2	122	139	70	68	0	401	0	1	0	0	0	0	0	10	25	64	34	0	0	0	10	133	0	0	0	0	0	0	0	32	133	1	1	1	1	1	1	1	32	133
07:45 PM	8	150	147	54	82	0	441	0	0	0	0	0	0	0	17	15	54	26	0	0	0	41	112	0	0	0	0	0	0	0	41	112	5	5	5	5	5	5	5	41	112
08:00 PM	4	121	138	82	71	0	416	2	0	4	0	6	0	0	21	52	87	38	0	0	0	36	198	0	0	0	0	0	0	0	36	198	4	4	4	4	4	4	4	36	198
Total Volume	14	546	575	270	289	0	1694	2	1	4	4	7	7	7	73	141	301	148	1	1	1	162	665	1	1	1	1	1	1	1	162	665	10	10	10	10	10	10	10	162	665
% App. Total	0.8	32.2	33.9	15.9	17.1	0	1694	28.6	14.3	57.1	0	0	0	0	11	21.2	45.3	22.3	0.2	0.2	0.2	56.6	250	0.2	0.2	0.2	0.2	0.2	0.2	0.2	56.6	250	3.5	3.5	3.5	3.5	3.5	3.5	3.5	56.6	250
PHE	438	892	952	823	881	0	960	250	250	250	0	292	292	292	730	678	784	740	250	250	250	764	749	500	500	500	500	500	500	500	764	749	500	500	500	500	500	500	500	764	749
Light Vehicles	6	536	557	264	287	0	1650	2	1	4	0	7	7	7	72	141	297	148	1	1	1	98.6	100	98.7	100	100	100	100	99.4	99.2	100	100	100	100	100	100	100	99.4	99.2		
% Light Vehicles	42.9	98.2	96.9	97.8	99.3	0	97.4	100	100	100	0	100	100	100	98.6	100	98.7	100	100	100	100	99.4	99.2	100	100	100	100	100	100	100	99.4	99.2									
Heavy Vehicles	0	9	18	6	2	0	35	0	0	0	0	0	0	0	0	0	4	0	0	0	0	0	4	0	0	0	0	0	0	0	0	4									
% Heavy Vehicles	0	1.6	3.1	2.2	0.7	0	2.1	0	0	0	0	0	0	0	0	0	1.3	0	0	0	0	0	0.6	0	0	0	0	0	0	0	0	0.6									
U-Turns	8	1	0	0	0	0	9	0	0	0	0	0	0	0	1	0	0	0	0	0	0	1	1	0	0	0	0	0	0	0	1	1									
% U-Turns	57.1	0.2	0	0	0	0	0.5	0	0	0	0	0	0	0	1.4	0	0	0	0	0	0	0.6	0.2	0	0	0	0	0	0	0	0.6	0.2									
Int. Total																															751										
App. Total																															93										
Right																															57										
Peds																															77										
App. Total																															679										
Right																															286										
Peds																															2652										
App. Total																															883										
Right																															2601										
Peds																															98.1										
App. Total																															40										
Right																															1.5										
Peds																															11										
App. Total																															0.4										



Orth-Rodgers & Associates

230 South Broad St.
 Philadelphia, PA 19102
www.orth-rodgers.com

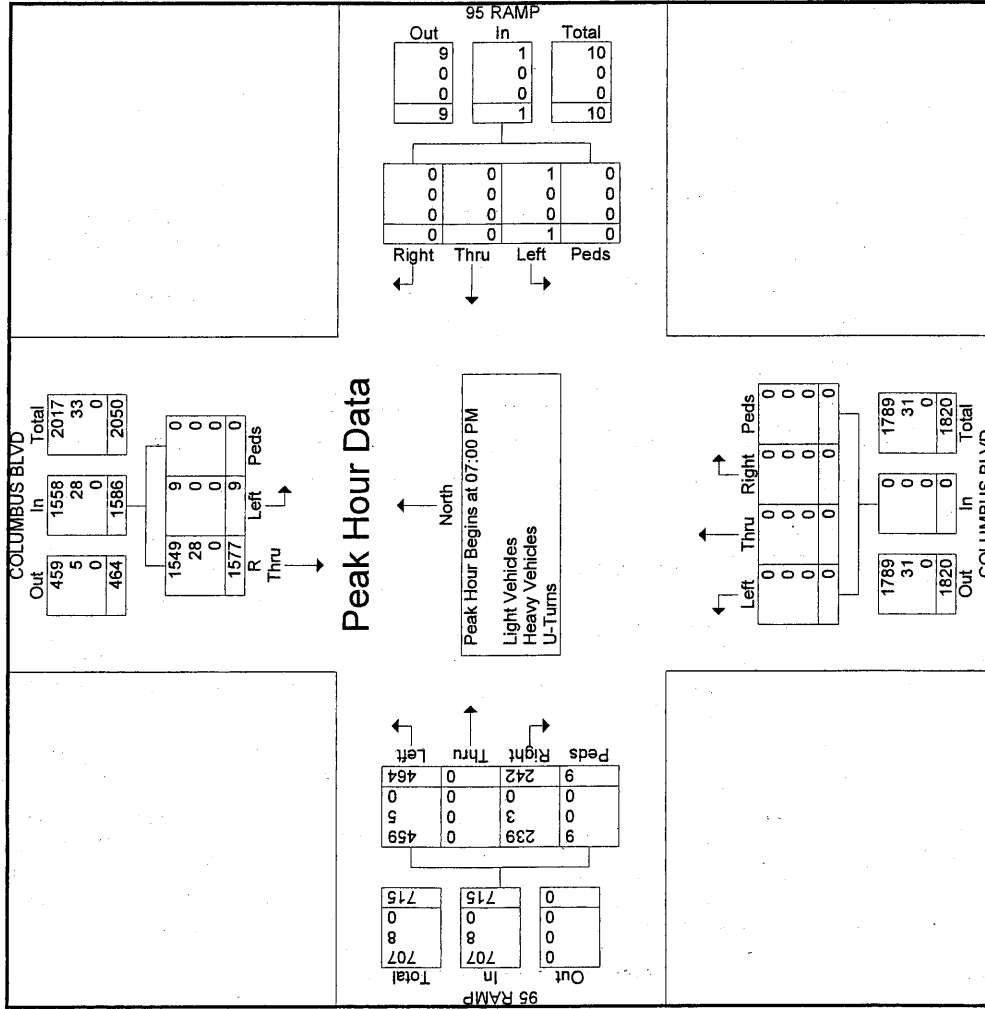
File Name : Columbus & I-95 N Exit Fri total
 Site Code : 00000000
 Start Date : 2/3/2006
 Page No : 2



Orth-Rodgers & Associates

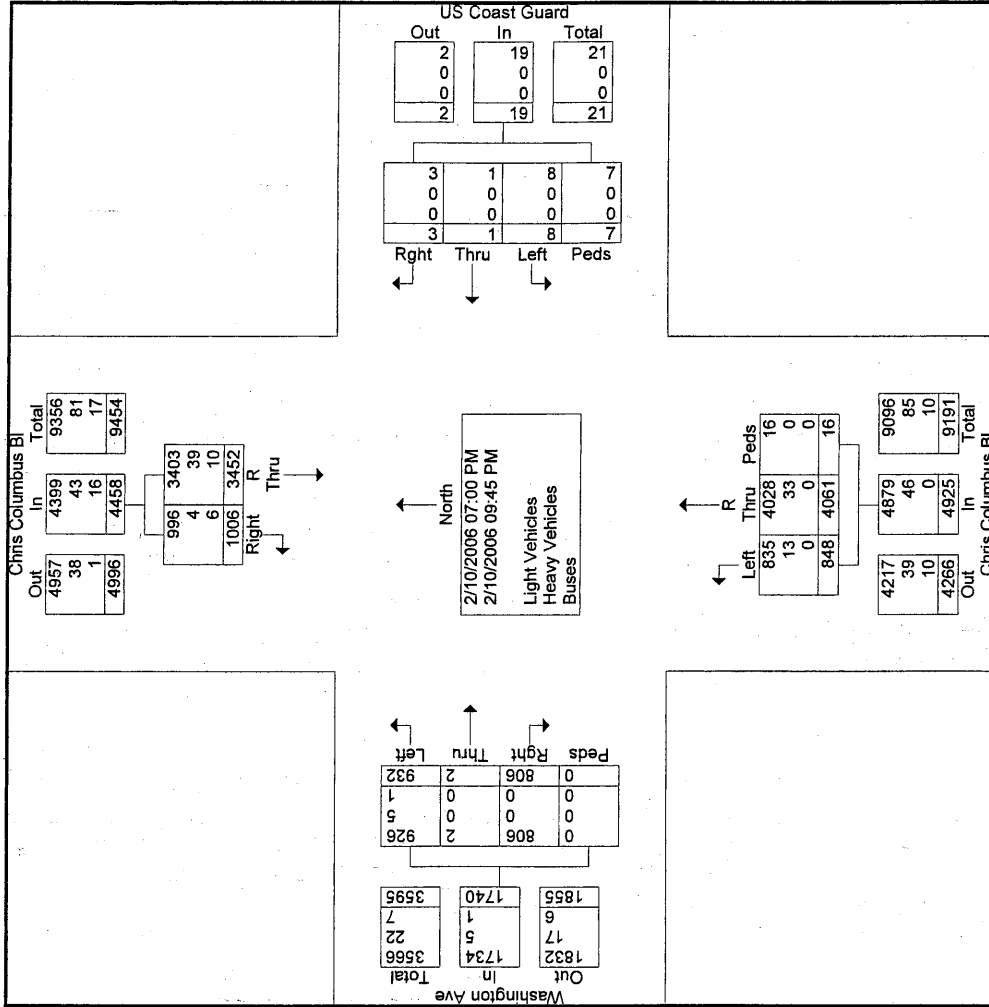
230 South Broad St.
Philadelphia, PA 19102
www.orth-rodgers.com

File Name : Columbus & I-95 N Exit Fri total
Site Code : 00000000
Start Date : 2/3/2006
Page No : 4



counter:
ounted By: JL & TH
eather: Clear
ther:

Start Time	Chris Columbus BI												US Coast Guard												Chris Columbus BI												Washington Ave											
	Southbound						Westbound						Westbound						Northbound						Eastbound						Eastbound																	
	L Thru	C Thru	R Thru	Right	App. Total	Int. To	Left	Thru	Right	Peds	App. Total	Int. To	Left	L Thru	C Thru	R Thru	Peds	App. Total	Int. To	Left	Thru	Right	Peds	App. Total	Int. To	Left	Thru	Right	Peds	App. Total	Int. To																	
07:00 PM	98	147	109	109	463	0	0	0	1	2	3	3	124	159	127	77	0	487	0	93	0	64	0	157	11	93	0	64	0	157	11																	
07:15 PM	143	144	92	111	490	1	0	0	1	0	2	2	75	160	150	104	0	489	0	93	0	97	0	190	11	93	0	97	0	190	11																	
07:30 PM	151	143	78	112	484	1	1	0	0	1	3	3	74	148	141	79	0	442	0	86	0	77	0	163	10	86	0	77	0	163	10																	
07:45 PM	124	126	78	93	421	1	0	0	0	0	1	1	81	153	149	83	6	472	0	66	0	68	0	134	10	66	0	68	0	134	10																	
Total	516	560	357	425	1858	3	1	2	3	3	9	9	354	620	567	343	6	1890	0	338	0	306	0	644	44	338	0	306	0	644	44																	
08:00 PM	92	101	86	96	375	1	0	0	0	0	1	1	85	116	125	69	3	398	0	76	0	86	0	162	9	76	0	86	0	162	9																	
08:15 PM	74	104	101	83	362	1	0	0	1	2	2	2	71	141	108	72	1	393	0	86	1	69	0	156	9	86	1	69	0	156	9																	
08:30 PM	78	112	77	74	341	2	0	0	0	0	2	2	60	121	116	67	0	364	0	85	0	49	0	134	8	85	0	49	0	134	8																	
08:45 PM	71	95	71	75	312	1	0	0	0	0	1	1	60	129	137	65	2	393	0	98	0	65	0	163	8	98	0	65	0	163	8																	
Total	315	412	335	328	1390	5	0	0	1	6	6	6	276	507	486	273	6	1548	0	345	1	269	0	615	35	345	1	269	0	615	35																	
09:00 PM	69	91	71	54	285	0	0	0	0	0	0	0	66	136	136	59	0	397	0	76	0	64	0	140	8	76	0	64	0	140	8																	
09:15 PM	76	120	83	71	350	0	0	0	1	1	1	1	59	125	134	56	0	374	0	51	0	74	0	125	8	51	0	74	0	125	8																	
09:30 PM	69	101	82	54	306	0	0	0	1	1	1	1	32	128	132	60	0	352	0	64	0	57	0	121	7	64	0	57	0	121	7																	
09:45 PM	47	82	66	74	269	0	0	1	1	2	2	2	61	109	107	83	4	364	0	58	1	36	0	95	7	58	1	36	0	95	7																	
Total	261	394	302	253	1210	0	0	1	3	4	4	4	218	498	509	258	4	1487	0	249	1	231	0	481	31	249	1	231	0	481	31																	
Grand Total	1092	1366	994	1006	4458	8	1	3	7	19	19	19	848	1625	1562	874	16	4925	0	932	2	806	0	1740	111	932	2	806	0	1740	111																	
Approach %	24.5	30.6	22.3	22.6		42.1	5.3	15.8	36.8				17.2	33	31.7	17.7	0.3			53.6	0.1	46.3	0			53.6	0.1	46.3	0																			
Total %	9.8	12.3	8.9	9	40	0.1	0	0	0.1	0.2	0.2	0.2	7.6	14.6	14	7.8	0.1	44.2	0	8.4	0	7.2	0	15.6	0	8.4	0	7.2	0	15.6	0																	
Light Vehicles	1088	1346	969	996	4399	8	1	3	7	19	19	19	835	1611	1556	861	16	4879	0	926	2	806	0	1734	110	926	2	806	0	1734	110																	
Heavy Vehicles	99.6	98.5	97.5	99	98.7	100	100	100	100	100	100	100	98.5	99.1	99.6	98.5	100	99.1	0	99.4	100	100	0	99.7	0	99.4	100	100	0	99.7	0																	
Heavy Vehicles	4	17	18	4	43	0	0	0	0	0	0	0	13	14	6	13	0	46	0	5	0	0	0	5	0	5	0	0	0	5	0																	
Heavy Vehicles	0.4	1.2	1.8	0.4	1	0	0	0	0	0	0	0	1.5	0.9	0.4	1.5	0	0.9	0	0.5	0	0	0	0.3	0	0.5	0	0	0	0.3	0																	
Buses	0	3	7	6	16	0	0	0	0	0	0	0	0	0	0	0	0	0	0	1	0	0	0	1	0	1	0	0	0	1	0																	
% Buses	0	0.2	0.7	0.6	0.4	0	0	0	0	0	0	0	0	0	0	0	0	0	0	0.1	0	0	0	0.1	0	0.1	0	0	0	0.1	0																	

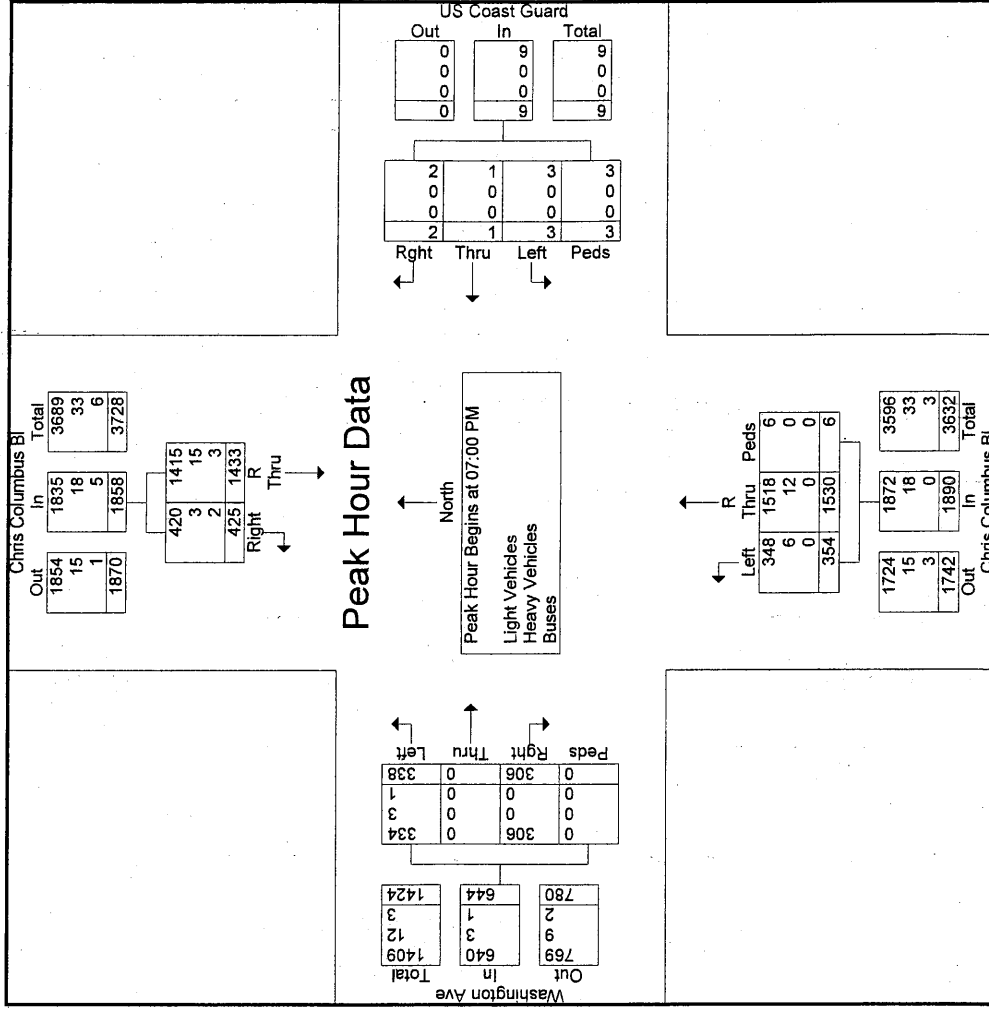


Orth-Rodgers & Associates

230 South Broad St.
Philadelphia, PA 19102
www.orth-rodgers.com

File Name : Columbus & Washington Late
Site Code : 00000000
Start Date : 2/10/2006
Page No : 3

Start Time	Chris Columbus BI Southbound						US Coast Guard Westbound						Chris Columbus BI Northbound						Washington Ave Eastbound								
	L Thru	C Thru	R Thru	Right	App. Total	Int. Tot	Left	Thru	Right	Peds	App. Total	Int. Tot	Left	L Thru	C Thru	R Thru	Peds	App. Total	Int. Tot	Left	Thru	Right	Peds	App. Total	Int. Tot		
Peak Hour Analysis From 07:00 PM to 08:45 PM - Peak 1 of 1 Peak Hour for Entire Intersection Begins at 07:00 PM																											
07:00 PM	98	147	109	109	463		0	0	1	2	3		124	159	127	77	0	487		93	0	64	0	157	117		
07:15 PM	143	144	92	111	490		1	0	1	0	2		75	160	150	104	0	489		93	0	97	0	190	117		
07:30 PM	151	143	78	112	484		1	1	0	1	3		74	148	141	79	0	442		86	0	77	0	163	103		
07:45 PM	124	126	78	93	421		1	0	0	0	1		81	153	149	83	6	472		66	0	68	0	134	102		
Total Volume	516	560	357	425	1858		3	1	2	3	9		354	620	567	343	6	1890		338	0	306	0	644	441		
% App. Total	27.8	30.1	19.2	22.9			33.3	11.1	22.2	33.3	.750		18.7	32.8	30	18.1	0.3			52.5	0	47.5	0				
PHF	.854	.952	.819	.949	.948		.750	.250	.500	.375	.750		.714	.969	.945	.825	.250	.966		.909	.000	.789	.000	.847	.91		
Light Vehicles	513	555	347	420	1835		3	1	2	3	9		348	615	564	339	6	1872		334	0	306	0	640	431		
Heavy Vehicles	99.4	99.1	97.2	98.8	98.8		100	100	100	100	100		98.3	99.2	99.5	98.8	100	99.0		98.8	0	100	0	99.4	99		
Buses	0.6	0.9	2.0	0.7	1.0		0	0	0	0	0		1.7	0.8	0.5	1.2	0	1.0		0.9	0	0	0	0.5	0		
% Buses	0	0	0.8	0.5	0.3		0	0	0	0	0		0	0	0	0	0	0		0.3	0	0	0	0.2	0		

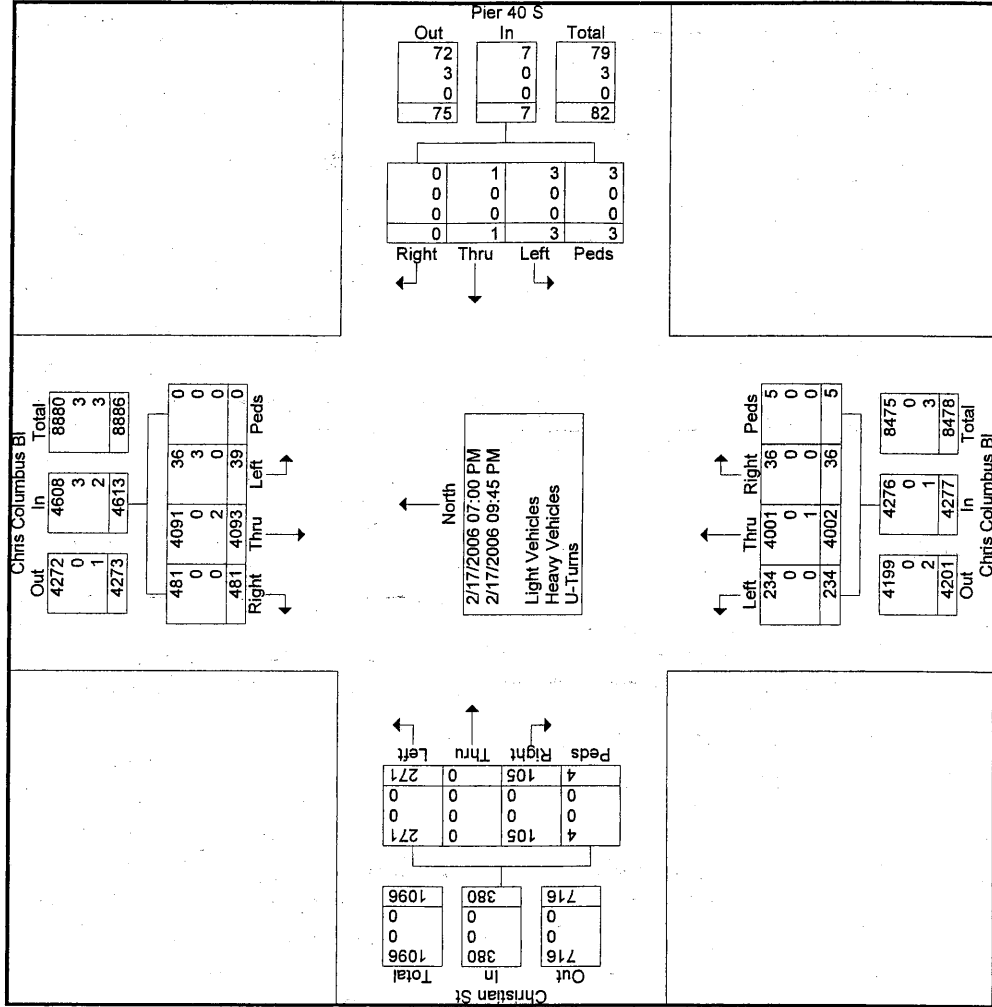


Orth-Rodgers & Associates

230 South Broad St.
Philadelphia, PA 19102
www.orth-rodgers.com

Counter:
Counted By: Russ Stevens
Weather: Clear
Other:

File Name : Columbus & Christian Late Fri
Site Code : 00000000
Start Date : 2/17/2006
Page No : 2



Orth-Rodgers & Associates

230 South Broad St.
Philadelphia, PA 19102
www.orth-rodgers.com

Counter:
Counted By: Russ Stevens
Weather: Clear
Other:

File Name : Columbus & Christian Late Fri
Site Code : 00000000
Start Date : 2/17/2006
Page No : 3

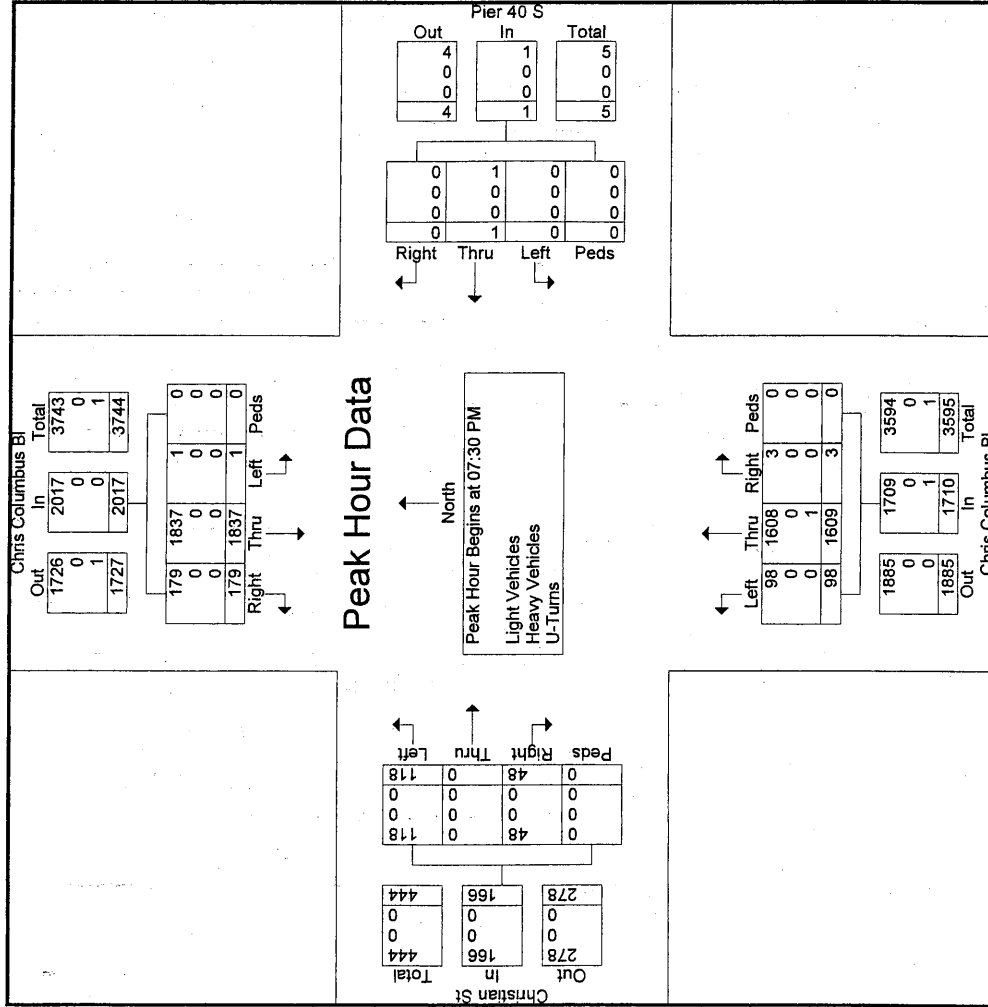
Start Time	Chris Columbus BI Southbound					Pier 40 S Westbound					Chris Columbus BI Northbound					Christian St Eastbound					
	Left	Thru	Right	Peds	App. Total	Left	Thru	Right	Peds	App. Total	Left	Thru	Right	Peds	App. Total	Left	Thru	Right	Peds	App. Total	Int. Total
Peak Hour Analysis From 07:00 PM to 09:45 PM - Peak 1 of 1																					
Peak Hour for Entire Intersection Begins at 07:30 PM																					
07:30 PM	0	529	41	0	570	0	1	0	0	1	25	396	3	0	424	30	0	12	0	42	1037
07:45 PM	0	478	49	0	527	0	0	0	0	0	21	422	0	0	443	34	0	12	0	46	1016
08:00 PM	1	405	41	0	447	0	0	0	0	0	30	399	0	0	429	24	0	15	0	39	915
08:15 PM	0	425	48	0	473	0	0	0	0	0	22	392	0	0	414	30	0	9	0	39	926
Total Volume	1	1837	179	0	2017	0	1	0	0	1	98	1609	3	0	1710	118	0	48	0	166	3894
% App. Total	0	91.1	8.9	0		0	100	0	0		5.7	94.1	0.2	0		71.1	0	28.9	0		
PHF	.250	.868	.913	.000	.885	.000	.250	.000	.000	.250	.817	.953	.250	.000	.965	.868	.000	.800	.000	.902	.939
Light Vehicles	1	1837	179	0	2017	0	1	0	0	1	98	1608	3	0	1709	118	0	48	0	166	3893
% Light Vehicles	100	100	100	0	100	0	100	0	0	100	100	99.9	100	0	99.9	100	0	100	0	100	100.0
Heavy Vehicles	0	0	0	0	0	0	0	0	0	0	0	0	0	0	0	0	0	0	0	0	0
% Heavy Vehicles	0	0	0	0	0	0	0	0	0	0	0	0	0	0	0	0	0	0	0	0	0
U-Turns	0	0	0	0	0	0	0	0	0	0	0	0	0	0	0	0	0	0	0	0	0
% U-Turns	0	0	0	0	0	0	0	0	0	0	0	0	0	0	0.1	0	0	0	0	0	0.0

Orth-Rodgers & Associates

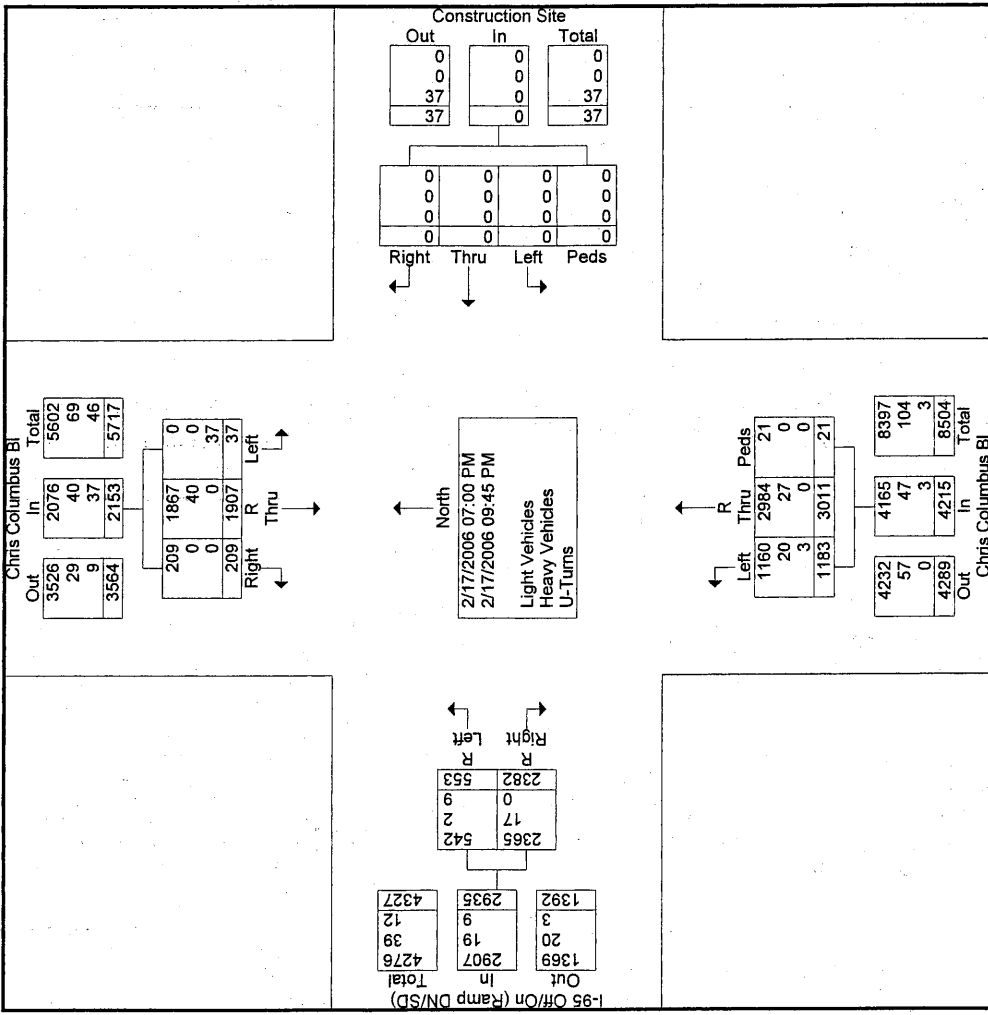
230 South Broad St.
Philadelphia, PA 19102
www.orth-rodgers.com

Counter:
Counted By: Russ Stevens
Weather: Clear
Other:

File Name : Columbus & Christian Late Fri
Site Code : 00000000
Start Date : 2/17/2006
Page No : 4



Start Time	Chris Columbus BI Southbound											Chris Columbus BI Northbound											I-95 Off/On (Ramp DN/SD)								Int. T
	Construction Site Westbound						Construction Site Eastbound					Construction Site Westbound						Construction Site Eastbound					Construction Site Westbound				Construction Site Eastbound				
	Left	L Thru	C Thru	R Thru	Right	App. Total	Left	Thru	Right	Peds	App. Total	Left	L Thru	C Thru	R Thru	Peds	App. Total	Left	R Left	L Right	R Right	App. Total	L Left	R Left	L Right	R Right	App. Total				
07:00 PM	3	51	77	66	14	211	0	0	0	0	0	96	85	110	86	3	380	33	15	109	175	332	33	15	109	175	332	3			
07:15 PM	4	60	67	70	22	223	0	0	0	0	0	98	88	119	72	0	377	39	7	112	162	320	39	7	112	162	320	0			
07:30 PM	2	55	67	58	20	202	0	0	0	0	0	102	95	117	75	1	390	32	9	82	147	270	32	9	82	147	270	0			
07:45 PM	4	56	70	67	16	213	0	0	0	0	0	93	86	94	68	0	341	33	8	63	131	235	33	8	63	131	235	0			
Total	13	222	281	261	72	849	0	0	0	0	0	389	354	440	301	4	1488	137	39	366	615	1157	137	39	366	615	1157	34			
08:00 PM	1	29	59	55	15	159	0	0	0	0	0	99	83	88	63	0	333	42	9	72	141	264	42	9	72	141	264	7			
08:15 PM	2	33	54	57	21	167	0	0	0	0	0	108	107	104	79	0	398	37	6	83	130	256	37	6	83	130	256	0			
08:30 PM	5	35	64	59	13	176	0	0	0	0	0	95	73	101	63	0	332	35	13	58	122	228	35	13	58	122	228	7			
08:45 PM	4	28	45	59	21	157	0	0	0	0	0	99	78	75	59	5	316	37	16	59	121	233	37	16	59	121	233	7			
Total	12	125	222	230	70	659	0	0	0	0	0	401	341	368	264	5	1379	151	44	272	514	981	151	44	272	514	981	30			
09:00 PM	4	33	54	54	17	162	0	0	0	0	0	107	100	109	72	2	390	43	5	65	94	207	43	5	65	94	207	7			
09:15 PM	6	30	63	56	24	179	0	0	0	0	0	93	75	83	65	7	323	28	10	52	116	206	28	10	52	116	206	7			
09:30 PM	0	35	63	65	12	175	0	0	0	0	0	108	71	83	57	2	321	35	10	45	110	200	35	10	45	110	200	0			
09:45 PM	2	24	44	45	14	129	0	0	0	0	0	85	80	94	54	1	314	40	11	29	104	184	40	11	29	104	184	6			
Total	12	122	224	220	67	645	0	0	0	0	0	393	326	369	248	12	1348	146	36	191	424	797	146	36	191	424	797	27			
Grand Total	37	469	727	711	209	2153	0	0	0	0	0	1183	1021	1177	813	21	4215	434	119	829	1553	2935	434	119	829	1553	2935	93			
Approch %	1.7	21.8	33.8	33	9.7		0	0	0	0	0	28.1	24.2	27.9	19.3	0.5		14.8	4.1	28.2	52.9		14.8	4.1	28.2	52.9					
Total %	0.4	5	7.8	7.6	2.2	23.1	0	0	0	0	0	12.7	11	12.7	8.7	0.2	45.3	4.7	1.3	8.9	16.7	31.5	4.7	1.3	8.9	16.7	31.5				
Light Vehicles	0	466	715	686	209	2076	0	0	0	0	0	1160	1010	1172	802	21	4165	425	117	817	1548	2907	425	117	817	1548	2907	91			
Light Vehicles	0	99.4	98.3	96.5	100	96.4	0	0	0	0	0	98.1	98.9	99.6	98.6	100	98.8	97.9	98.3	98.6	99.7	99	97.9	98.3	98.6	99.7	99	91			
Heavy Vehicles	0	3	12	25	0	40	0	0	0	0	0	20	11	5	11	0	47	0	2	12	5	19	0	2	12	5	19	1			
Heavy Vehicles	0	0.6	1.7	3.5	0	1.9	0	0	0	0	0	1.7	1.1	0.4	1.4	0	1.1	0	0	1.7	0.3	0.6	0	0	1.7	0.3	0.6	0			
U-Turns	37	0	0	0	0	37	0	0	0	0	0	3	0	0	0	0	3	9	0	0	0	9	9	0	0	0	9	0			
% U-Turns	100	0	0	0	0	1.7	0	0	0	0	0	0.3	0	0	0	0	0.1	2.1	0	0	0	0.3	2.1	0	0	0	0.3	0			

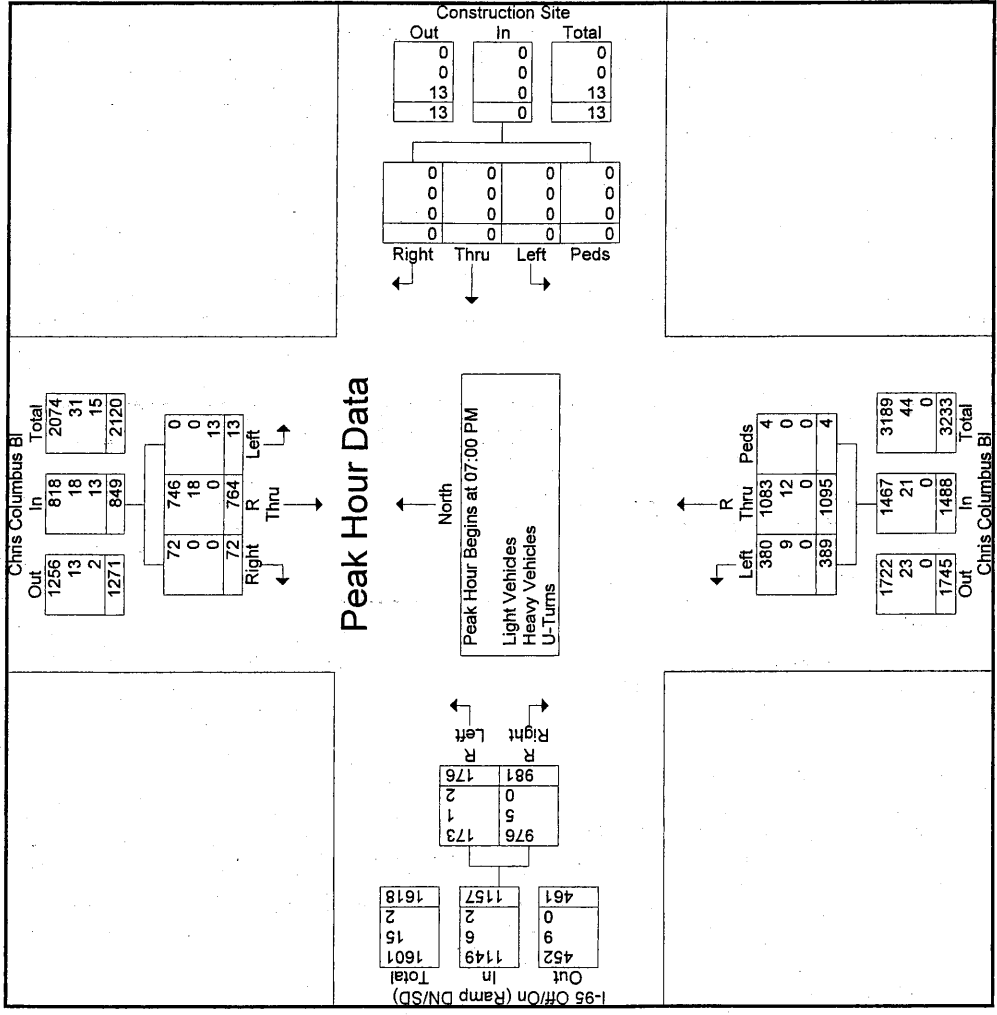


Orth-Rodgers & Associates

230 South Broad St.
Philadelphia, PA 19102
www.orth-rodgers.com

File Name : Columbus & I-95 Center City Late
Site Code : 00000000
Start Date : 2/17/2006
Page No : 3

Start Time	Chris Columbus BI Southbound										Construction Site Westbound										Chris Columbus BI Northbound										I-95 Off/On (Ramp DN/SD) Eastbound										Int. Tc
	Left	L Thru	C Thru	R Thru	Right	App. Total	Left	Thru	Right	Peds	App. Total	Left	L Thru	C Thru	R Thru	Peds	App. Total	L Left	R Left	L Right	R Right	App. Total	L Left	R Left	L Right	R Right	App. Total														
	ak Hour Analysis From 07:00 PM to 09:45 PM - Peak 1 of 1										ak Hour for Entire Intersection Begins at 07:00 PM																														
07:00 PM	3	51	77	66	14	211	0	0	0	0	0	96	85	110	86	3	380	33	15	109	175	332	33	15	109	175	332														
07:15 PM	4	60	67	70	22	223	0	0	0	0	0	98	88	119	72	0	377	39	7	112	162	320	39	7	112	162	320														
07:30 PM	2	55	67	58	20	202	0	0	0	0	0	102	95	117	75	1	390	32	9	82	147	270	32	9	82	147	270														
07:45 PM	4	56	70	67	16	213	0	0	0	0	0	93	86	94	68	0	341	33	8	63	131	235	33	8	63	131	235														
Total Volume	13	222	281	261	72	849	0	0	0	0	0	389	354	440	301	4	1488	137	39	366	615	1157	137	39	366	615	1157														
% App. Total	1.5	26.1	33.1	30.7	8.5	952	0	0	0	0	0	26.1	23.8	29.6	20.2	0.3	954	11.8	3.4	31.6	53.2	87.1	11.8	3.4	31.6	53.2	87.1														
PHF	.813	.925	.912	.932	.818	.952	.000	.000	.000	.000	.000	.953	.932	.924	.875	.333	.954	.878	.650	.817	.879	.871	.878	.650	.817	.879	.871														
Light Vehicles	0	221	275	250	72	818	0	0	0	0	0	380	348	439	296	4	1467	135	38	361	615	1149	135	38	361	615	1149														
Light Vehicles	0	99.5	97.9	95.8	100	96.3	0	0	0	0	0	97.7	98.3	99.8	98.3	100	98.6	98.5	97.4	98.6	100	99.3	98.5	97.4	98.6	100	99.3														
Heavy Vehicles	0	1	6	11	0	18	0	0	0	0	0	9	6	1	5	0	21	0	1	5	0	6	0	1	5	0	6														
Heavy Vehicles	0	0.5	2.1	4.2	0	2.1	0	0	0	0	0	2.3	1.7	0.2	1.7	0	1.4	0	2.6	1.4	0	0.5	0	2.6	1.4	0	0.5														
U-Turns	13	0	0	0	0	13	0	0	0	0	0	0	0	0	0	0	0	2	0	0	0	2	2	0	0	0	2														
% U-Turns	100	0	0	0	0	1.5	0	0	0	0	0	0	0	0	0	0	0	1.5	0	0	0	0.2	1.5	0	0	0	0.2														



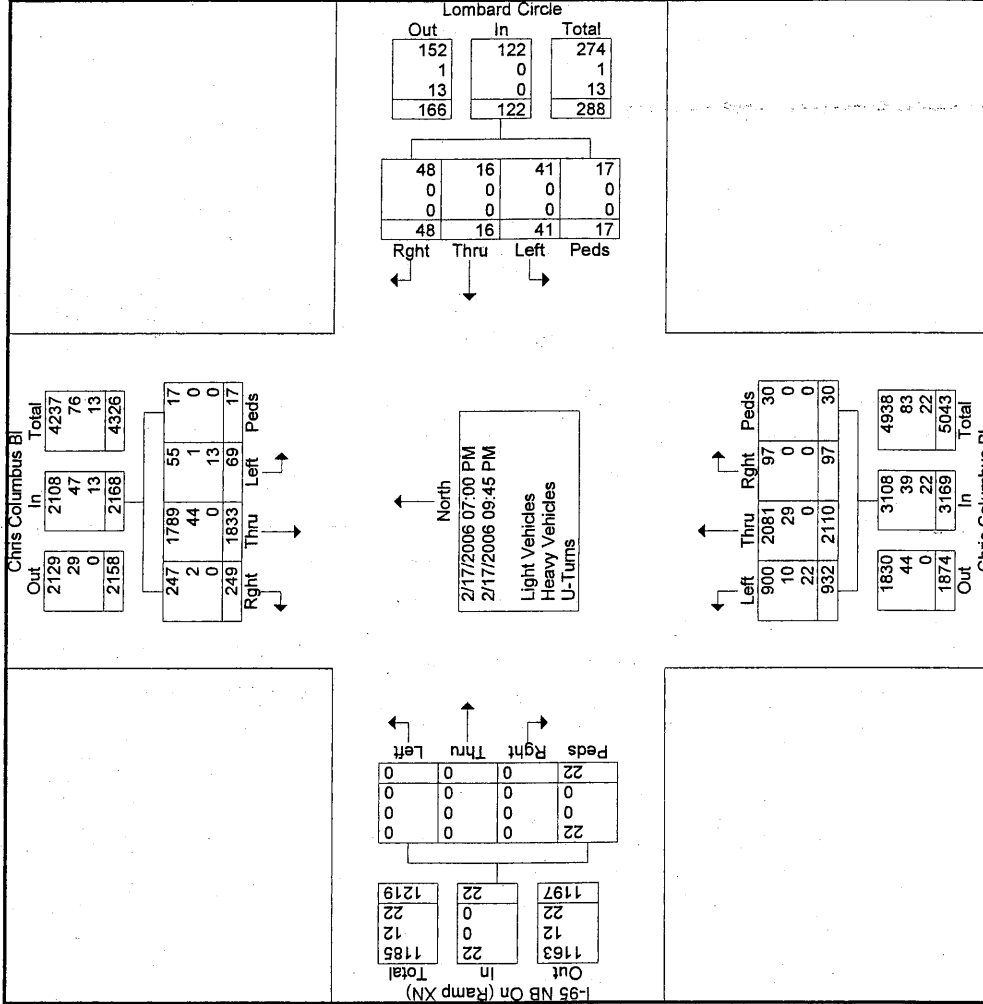
Orth-Rodgers & Associates

230 South Broad St.
Philadelphia, PA 19102
www.orth-rodgers.com

Counter:
Counted By: Allen Thomas & Khadijah King
Weather: Clear
Other:

File Name : Columbus & Lombard Late Fri
Site Code : 00000000
Start Date : 2/17/2006
Page No : 1

Start Time	Chris Columbus BI Southbound												Chris Columbus BI Northbound												I-95 NB On (Ramp XN) Eastbound											
	Lombard Circle Westbound				Lombard Circle Westbound				Lombard Circle Westbound				Chris Columbus BI Northbound				Chris Columbus BI Northbound				I-95 NB On (Ramp XN) Eastbound				I-95 NB On (Ramp XN) Eastbound											
	Left	Thru	Right	Peds	App. Total	Left	Thru	Right	Peds	App. Total	Left	Thru	Right	Peds	App. Total	Left	Thru	Right	Peds	App. Total	Left	Thru	Right	Peds	App. Total	Left	Thru	Right	Peds	App. Total	Left	Thru	Right	Peds	App. Total	
07:00 PM	3	81	7	0	91	0	2	0	2	4	24	68	11	0	103	0	0	0	0	0	0	0	0	0	0	0	0	0	0	0	0	0	0	0	0	
07:15 PM	9	183	10	0	202	2	1	5	0	8	93	197	17	0	307	0	0	0	0	0	0	0	0	0	0	0	0	0	0	0	0	0	0	0	0	
07:30 PM	4	166	16	0	186	5	0	8	7	20	103	182	12	16	313	0	0	0	0	0	0	0	0	0	0	0	0	0	0	0	0	0	0	0	0	
07:45 PM	4	166	20	3	193	1	1	1	2	5	90	169	11	4	274	0	0	0	0	0	0	0	0	0	0	0	0	0	0	0	0	0	0	0	0	
Total	20	596	53	3	672	8	4	14	11	37	310	616	51	20	997	0	0	0	0	0	0	0	0	0	0	0	0	0	0	0	0	0	0	0	0	
08:00 PM	9	156	20	2	187	1	1	3	2	7	74	216	8	3	301	0	0	0	0	0	0	0	0	0	0	0	0	0	0	0	0	0	0	0	0	
08:15 PM	6	154	23	0	183	9	2	2	0	13	80	187	9	2	278	0	0	0	0	0	0	0	0	0	0	0	0	0	0	0	0	0	0	0	0	
08:30 PM	4	154	18	4	180	3	2	4	0	9	87	194	9	0	290	0	0	0	0	0	0	0	0	0	0	0	0	0	0	0	0	0	0	0	0	
08:45 PM	10	148	28	0	186	2	0	5	1	8	60	190	3	0	253	0	0	0	0	0	0	0	0	0	0	0	0	0	0	0	0	0	0	0	0	
Total	29	612	89	6	736	15	5	14	3	37	301	787	29	5	1122	0	0	0	0	0	0	0	0	0	0	0	0	0	0	0	0	0	0	0	0	
09:00 PM	6	160	27	1	194	2	1	6	0	9	100	178	5	0	283	0	0	0	0	0	0	0	0	0	0	0	0	0	0	0	0	0	0	0	0	
09:15 PM	6	159	29	3	197	9	1	7	3	20	84	176	2	0	262	0	0	0	0	0	0	0	0	0	0	0	0	0	0	0	0	0	0	0	0	
09:30 PM	5	157	21	0	183	2	1	3	0	6	69	176	4	0	249	0	0	0	0	0	0	0	0	0	0	0	0	0	0	0	0	0	0	0	0	
09:45 PM	3	149	30	4	186	5	4	4	0	13	68	177	6	5	256	0	0	0	0	0	0	0	0	0	0	0	0	0	0	0	0	0	0	0	0	
Total	20	625	107	8	760	18	7	20	3	48	321	707	17	5	1050	0	0	0	0	0	0	0	0	0	0	0	0	0	0	0	0	0	0	0	0	
Grand Total	69	1833	249	17	2168	41	16	48	17	122	932	2110	97	30	3169	0	0	0	0	0	0	0	0	0	0	0	0	0	0	0	0	0	0	0	0	
Approach %	3.2	84.5	11.5	0.8		33.6	13.1	39.3	13.9		29.4	66.6	3.1	0.9		0	0	0	0	0	0	0	0	0	0	0	0	0	0	0	0	0	0	0	0	
Total %	1.3	33.4	4.5	0.3	39.6	0.7	0.3	0.9	0.3	2.2	17	38.5	1.8	0.5	57.8	0	0	0	0	0	0	0	0	0	0	0	0	0	0	0	0	0	0	0	0	
Light Vehicles	55	1789	247	17	2108	41	16	48	17	122	900	2081	97	30	3108	0	0	0	0	0	0	0	0	0	0	0	0	0	0	0	0	0	0	0	0	
% Light Vehicles	79.7	97.6	99.2	100	97.2	100	100	100	100	100	96.6	98.6	100	100	98.1	0	0	0	0	0	0	0	0	0	0	0	0	0	0	0	0	0	0	0	0	
Heavy Vehicles	1	44	2	0	47	0	0	0	0	0	10	29	0	0	39	0	0	0	0	0	0	0	0	0	0	0	0	0	0	0	0	0	0	0	0	
% Heavy Vehicles	1.4	2.4	0.8	0	2.2	0	0	0	0	0	1.1	1.4	0	0	1.2	0	0	0	0	0	0	0	0	0	0	0	0	0	0	0	0	0	0	0	0	
U-Turns	13	0	0	0	13	0	0	0	0	0	22	0	0	0	22	0	0	0	0	0	0	0	0	0	0	0	0	0	0	0	0	0	0	0	0	
% U-Turns	18.8	0	0	0	0.6	0	0	0	0	0	2.4	0	0	0	0.7	0	0	0	0	0	0	0	0	0	0	0	0	0	0	0	0	0	0	0	0	

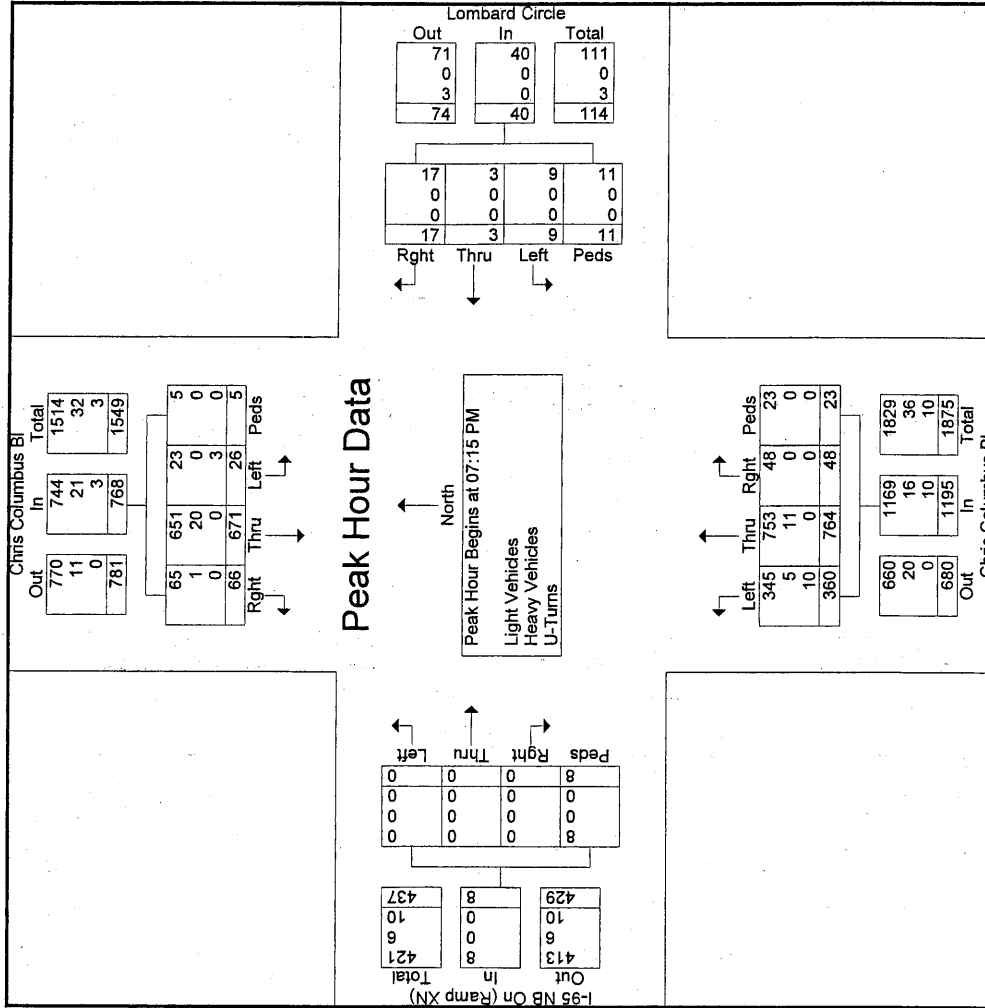


Orth-Rodgers & Associates

230 South Broad St.
Philadelphia, PA 19102
www.orth-rodgers.com

File Name : Columbus & Lombard Late Fri
Site Code : 00000000
Start Date : 2/17/2006
Page No : 3

Start Time	Chris Columbus BI Southbound					Lombard Circle Westbound					Chris Columbus BI Northbound					I-95 NB On (Ramp XN) Eastbound						
	Left	Thru	Right	Peds	App. Total	Left	Thru	Right	Peds	App. Total	Left	Thru	Right	Peds	App. Total	Left	Thru	Right	Peds	App. Total	Int. Total	
Peak Hour Analysis From 07:00 PM to 09:45 PM - Peak 1 of 1																						
Peak Hour for Entire Intersection Begins at 07:15 PM																						
07:15 PM	9	183	10	0	202	2	1	5	0	8	93	197	17	0	307	0	0	0	0	0	0	517
07:30 PM	4	166	16	0	186	5	0	8	7	20	103	182	12	16	313	0	0	0	0	0	0	519
07:45 PM	4	166	20	3	193	1	1	1	2	5	90	169	11	4	274	0	0	0	6	6	478	
08:00 PM	9	156	20	2	187	1	1	3	2	7	74	216	8	3	301	0	0	0	2	2	497	
Total Volume	26	671	66	5	768	9	3	17	11	40	360	764	48	23	1195	0	0	0	8	8	2011	
% App. Total	3.4	87.4	8.6	0.7		22.5	7.5	42.5	27.5		30.1	63.9	4	1.9		0	0	0	100			
PHF	.722	.917	.825	.417	.950	.450	.750	.531	.393	.500	.874	.884	.706	.359	.954	.000	.000	.000	.333	.333		
Light Vehicles	23	651	65	5	744	9	3	17	11	40	345	753	48	23	1169	0	0	0	8	8	1961	
% Light Vehicles	88.5	97.0	98.5	100	96.9	100	100	100	100	100	95.8	98.6	100	100	97.8	0	0	0	100	100	97.5	
Heavy Vehicles	0	20	1	0	21	0	0	0	0	0	5	11	0	0	16	0	0	0	0	0	37	
% Heavy Vehicles	0	3.0	1.5	0	2.7	0	0	0	0	0	1.4	1.4	0	0	1.3	0	0	0	0	0	1.8	
U-Turns	3	0	0	0	3	0	0	0	0	0	10	0	0	0	10	0	0	0	0	0	13	
% U-Turns	11.5	0	0	0	0.4	0	0	0	0	0	2.8	0	0	0.8	0	0	0	0	0	0	0.6	



**SATURDAY LATE MORNING AND EARLY AFTERNOON
TURNING MOVEMENT COUNTS
NOVEMBER 2005
FEBRUARY 2006**

Orth-Rodgers & Associates

230 South Broad St.
Philadelphia, PA 19102
www.orth-rodgers.com

Counter: Counted By: John Lucas & Margie Hesser
Weather: Rain
Other:

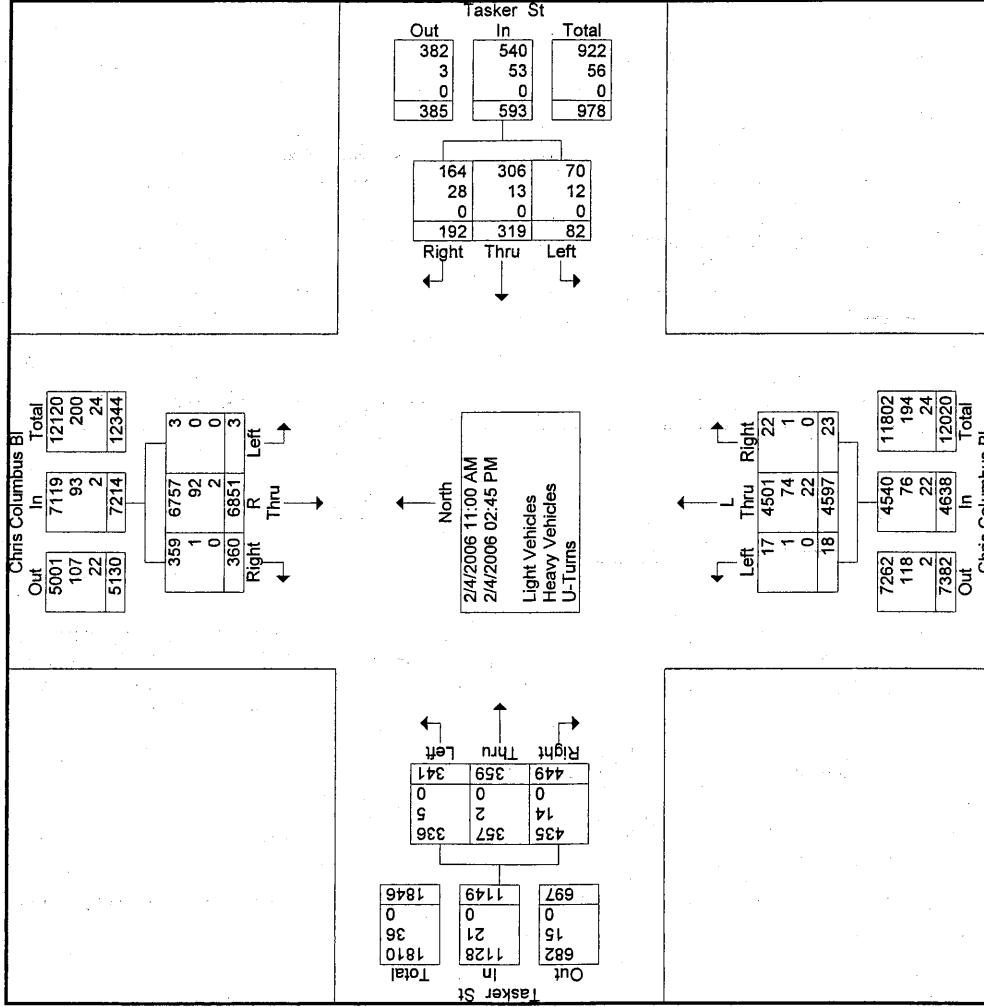
File Name : Columbus & Tasker Early Sat
Site Code : 00000000
Start Date : 2/4/2006
Page No : 1

Start Time	Chris Columbus Bl Southbound												Chris Columbus Bl Northbound												Tasker St Westbound				Tasker St Eastbound			
	Left	L Thru	C Thru	R Thru	Right	App. Total	Left	R Thru	L Thru	1.0	1.0	1.0	1.0	1.0	1.0	1.0	1.0	1.0	1.0	1.0	1.0	1.0	1.0	Left	Thru	Right	App. Total	Int. Total				
	1.0	1.0	1.0	1.0	1.0	1.0	1.0	1.0	1.0	1.0	1.0	1.0	1.0	1.0	1.0	1.0	1.0	1.0	1.0	1.0	1.0	1.0	1.0	1.0	1.0	1.0	1.0	1.0	1.0			
Factor	0	0	0	0	0	0	0	0	0	0	0	0	0	0	0	0	0	0	0	0	0	0	0	0	0	0	0	0	0			
11:00 AM	0	107	114	158	31	410	3	22	7	32	0	117	45	84	2	248	10	34	27	71	761	761	10	34	27	71	761	761				
11:15 AM	0	115	134	151	37	437	6	19	10	35	0	90	63	74	2	229	25	17	30	72	773	773	25	17	30	72	773	773				
11:30 AM	0	143	131	167	22	463	3	22	11	46	0	113	69	48	2	232	24	18	31	73	804	804	24	18	31	73	804	804				
11:45 AM	3	162	147	131	23	466	7	18	14	39	3	105	57	57	3	225	22	15	25	62	792	792	22	15	25	62	792	792				
Total	3	527	526	607	113	1776	19	81	42	142	3	425	234	263	9	934	81	84	113	278	3130	3130	81	84	113	278	3130	3130				
12:00 PM	0	143	152	155	38	488	2	9	14	25	1	154	81	57	2	295	29	23	23	75	883	883	29	23	23	75	883	883				
12:15 PM	0	156	153	158	19	486	16	19	17	52	1	154	75	52	2	284	19	25	34	78	900	900	19	25	34	78	900	900				
12:30 PM	0	167	136	148	18	469	8	21	9	38	0	159	67	69	1	296	26	21	26	73	876	876	26	21	26	73	876	876				
12:45 PM	0	146	144	168	28	486	6	22	14	42	0	144	79	82	0	305	24	18	28	70	903	903	24	18	28	70	903	903				
Total	0	612	585	629	103	1929	32	71	54	157	2	611	302	260	5	1180	98	87	111	296	3562	3562	98	87	111	296	3562	3562				
01:00 PM	0	152	170	149	24	495	4	20	17	41	1	141	61	66	1	270	17	28	30	75	881	881	17	28	30	75	881	881				
01:15 PM	0	149	141	181	24	495	7	19	12	38	1	148	79	71	3	302	23	27	29	79	914	914	23	27	29	79	914	914				
01:30 PM	0	147	146	170	25	488	4	26	12	42	2	166	112	69	0	349	24	22	19	65	944	944	24	22	19	65	944	944				
01:45 PM	0	137	154	194	19	504	1	31	9	41	1	152	89	66	3	311	19	22	37	78	934	934	19	22	37	78	934	934				
Total	0	585	611	694	92	1982	16	96	50	162	5	607	341	272	7	1232	83	99	115	297	3673	3673	83	99	115	297	3673	3673				
02:00 PM	0	151	151	154	14	470	5	20	12	37	2	179	103	81	1	366	21	19	30	70	943	943	21	19	30	70	943	943				
02:15 PM	0	144	122	131	14	411	3	15	11	29	1	148	74	73	1	297	22	25	29	76	813	813	22	25	29	76	813	813				
02:30 PM	0	104	128	63	12	307	5	21	18	44	2	147	77	93	0	319	20	21	26	67	737	737	20	21	26	67	737	737				
02:45 PM	0	100	125	102	12	339	2	15	5	22	3	145	66	96	0	310	16	24	25	65	736	736	16	24	25	65	736	736				
Total	0	499	526	450	52	1527	15	71	46	132	8	619	320	343	2	1292	79	89	110	278	3229	3229	79	89	110	278	3229	3229				
Grand Total	3	2223	2248	2380	360	7214	82	319	192	593	18	2262	1197	1138	23	4638	341	359	449	1149	13594	13594	341	359	449	1149	13594	13594				
Approach %	0	30.8	31.2	33	5		13.8	53.8	32.4		0.4	48.8	25.8	24.5	0.5		29.7	31.2	39.1				29.7	31.2	39.1							
Total %	0	16.4	16.5	17.5	2.6	53.1	0.6	2.3	1.4	4.4	0.1	16.6	8.8	8.4	0.2	34.1	2.5	2.6	3.3	8.5			2.5	2.6	3.3							
Light Vehicles	3	2198	2223	2336	359	7119	70	306	164	540	17	2197	1192	1112	22	4540	336	357	435	1128	13327	13327	336	357	435	1128	13327	13327				
% Light Vehicles	100	98.9	98.9	98.2	99.7	98.7	85.4	95.9	85.4	91.1	94.4	97.1	99.6	97.7	95.7	97.9	98.5	99.4	96.9	98.2	98		98.5	99.4	96.9	98.2	98					
Heavy Vehicles	0	23	25	44	1	93	12	13	28	53	1	65	5	4	1	76	5	2	14	21	243	243	5	2	14	21	243	243				
% Heavy Vehicles	0	1	1.1	1.8	0.3	1.3	14.6	4.1	14.6	8.9	5.6	2.9	0.4	0.4	4.3	1.6	1.5	0.6	3.1	1.8	1.8		1.5	0.6	3.1	1.8	1.8					
U-Turns	0	2	0	0	0	2	0	0	0	0	0	0	0	0	0	22	0	0	0	0	24	24	0	0	0	0	24	24				
% U-Turns	0	0.1	0	0	0	0	0	0	0	0	0	0	0	0	1.9	0	0	0	0	0	0.2		0	0	0	0	0.2					

Orth-Rodgers & Associates

230 South Broad St.
 Philadelphia, PA 19102
www.orth-rodgers.com

File Name : Columbus & Tasker Early Sat
 Site Code : 00000000
 Start Date : 2/4/2006
 Page No : 2

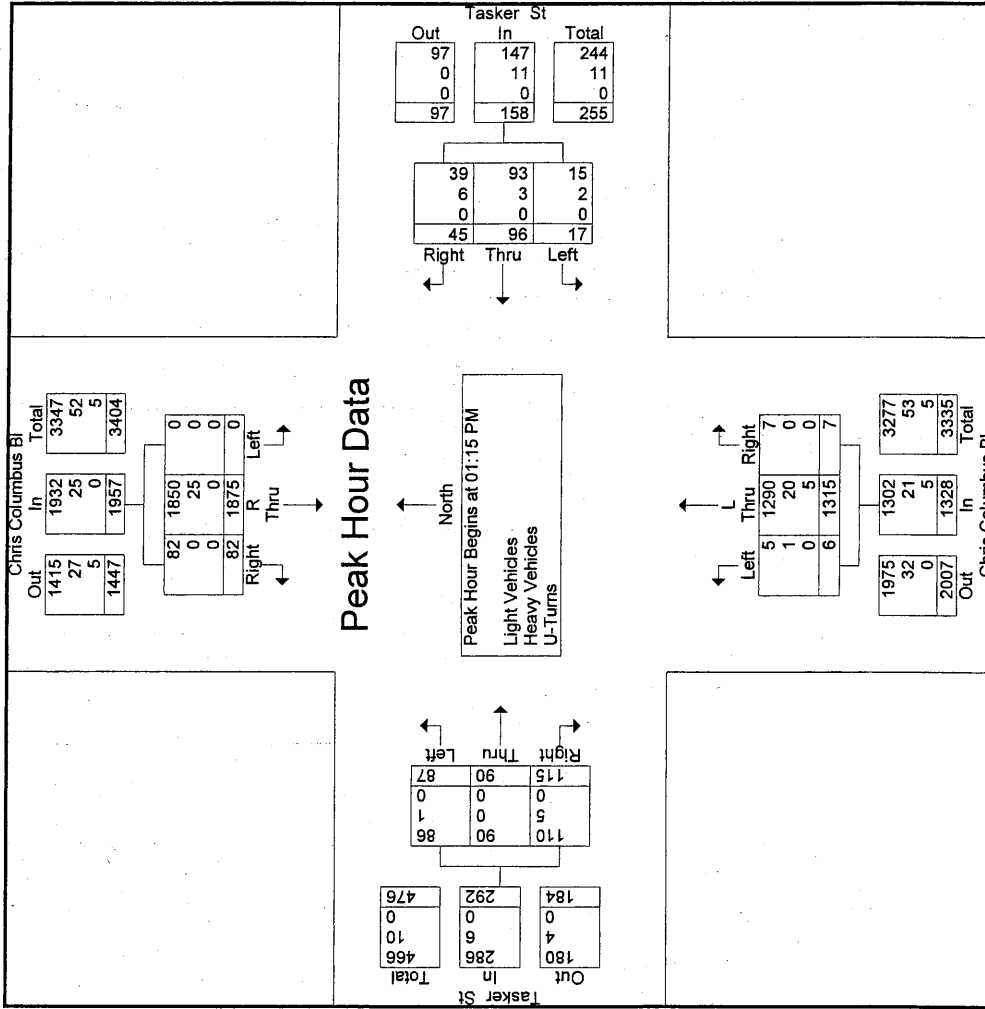


Orth-Rodgers & Associates

230 South Broad St.
Philadelphia, PA 19102
www.orth-rodgers.com

File Name : Columbus & Tasker Early Sat
Site Code : 00000000
Start Date : 2/4/2006
Page No : 3

Start Time	Chris Columbus BI Southbound						Tasker St Westbound			Chris Columbus BI Northbound						Tasker St Eastbound					
	Left	L Thru	C Thru	R Thru	Right	App. Total	Left	Thru	Right	App. Total	Left	R Thru	L Thru	Right	App. Total	Left	Thru	Right	App. Total	Int. Total	
Peak Hour Analysis From 11:00 AM to 02:45 PM - Peak 1 of 1																					
Peak Hour for Entire Intersection Begins at 01:15 PM																					
01:15 PM	0	149	141	181	24	495	7	19	12	38	1	148	79	71	3	302	23	27	29	79	914
01:30 PM	0	147	146	170	25	488	4	26	12	42	2	166	112	69	0	349	24	22	19	65	944
01:45 PM	0	137	154	194	19	504	1	31	9	41	1	152	89	66	3	311	19	22	37	78	934
02:00 PM	0	151	151	154	14	470	5	20	12	37	2	179	103	81	1	366	21	19	30	70	943
Total Volume	0	584	592	699	82	1957	17	96	45	158	6	645	383	287	7	1328	87	90	115	292	3735
% App. Total	0	29.8	30.3	35.7	4.2		10.8	60.8	28.5		0.5	48.6	28.8	21.6	0.5		29.8	30.8	39.4		
PHF	.000	.967	.961	.901	.820	.971	.607	.774	.938	.940	.750	.901	.855	.886	.583	.907	.906	.833	.777	.924	.989
Light Vehicles	0	577	587	686	82	1932	15	93	39	147	5	625	383	282	7	1302	86	90	110	286	3667
% Light Vehicles	0	98.8	99.2	98.1	100	98.7	88.2	96.9	86.7	93.0	83.3	96.9	100	98.3	100	98.0	98.9	100	95.7	97.9	98.2
Heavy Vehicles	0	7	5	13	0	25	2	3	6	11	1	20	0	0	0	21	1	0	5	6	63
% Heavy Vehicles	0	1.2	0.8	1.9	0	1.3	11.8	3.1	13.3	7.0	16.7	3.1	0	0	0	1.6	1.1	0	4.3	2.1	1.7
U-Turns	0	0	0	0	0	0	0	0	0	0	0	0	0	0	0	5	0	0	0	0	5
% U-Turns	0	0	0	0	0	0	0	0	0	0	0	0	0	0	0	0.4	0	0	0	0	0.1



Orth-Rodgers & Associates

230 South Broad St.
Philadelphia, PA 19102
www.orth-rodgers.com

Counter:
Counted By: Joe Malak
Weather: Rain
Other:

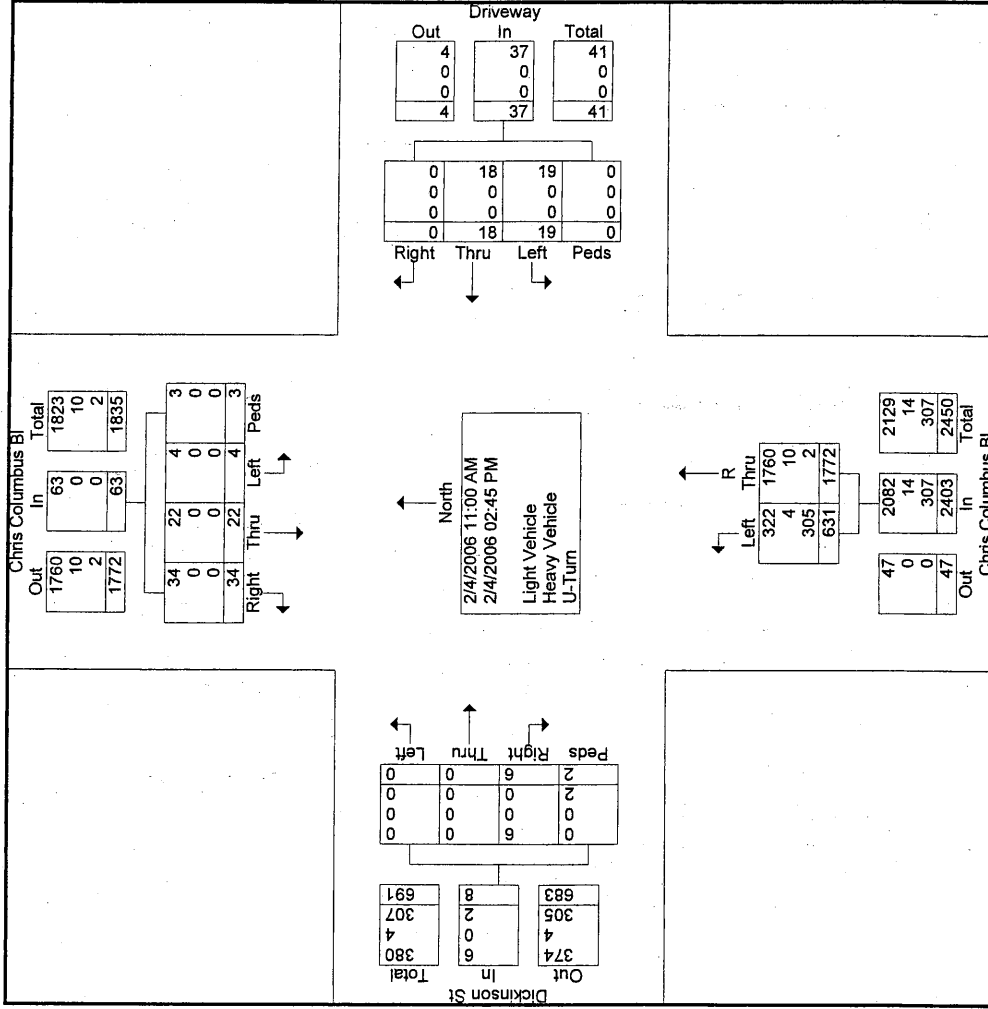
File Name : Columbus & Dickinson Sat total
Site Code : 00000000
Start Date : 2/4/2006
Page No : 1

Start Time	Chris Columbus BI Southbound										Chris Columbus BI Northbound										Dickinson St Eastbound																			
	Left					Right					Peds					App. Total					Left					Right					Peds					App. Total				
	1.0	1.0	1.0	1.0	1.0	1.0	1.0	1.0	1.0	1.0	1.0	1.0	1.0	1.0	1.0	1.0	1.0	1.0	1.0	1.0	1.0	1.0	1.0	1.0	1.0	1.0	1.0	1.0	1.0	1.0	1.0	1.0	1.0	1.0	1.0					
Factor	0	22	12	3	37	18	18	0	0	36	6	15	7	1	29	45	1	0	0	46	47	0	0	0	47	0	0	0	0	49	0	0	0	0	49	0	0	0	0	50
11:00 AM	0	0	0	0	0	0	0	0	0	0	0	0	0	0	0	0	0	0	0	0	0	0	0	0	0	0	0	0	0	0	0	0	0	0	0	0	0	0	0	0
11:15 AM	0	0	1	0	1	0	0	0	0	0	0	0	0	0	0	0	0	0	0	0	0	0	0	0	0	0	0	0	0	0	0	0	0	0	0	0	0	0	0	0
11:30 AM	0	0	1	0	1	0	0	0	0	0	0	0	0	0	0	0	0	0	0	0	0	0	0	0	0	0	0	0	0	0	0	0	0	0	0	0	0	0	0	0
11:45 AM	0	0	1	0	1	0	0	0	0	0	0	0	0	0	0	0	0	0	0	0	0	0	0	0	0	0	0	0	0	0	0	0	0	0	0	0	0	0	0	0
Total	0	22	15	3	40	18	18	0	0	36	147	16	7	1	171	147	16	7	1	171	0	0	0	0	0	0	0	0	0	0	0	0	0	0	0	0	0	0	0	0
12:00 PM	0	0	0	0	0	0	0	0	0	0	0	0	0	0	0	0	0	0	0	0	0	0	0	0	0	0	0	0	0	0	0	0	0	0	0	0	0	0	0	0
12:15 PM	0	0	2	0	2	0	0	0	0	0	0	0	0	0	0	0	0	0	0	0	0	0	0	0	0	0	0	0	0	0	0	0	0	0	0	0	0	0	0	0
12:30 PM	0	0	7	0	7	0	0	0	0	0	0	0	0	0	0	0	0	0	0	0	0	0	0	0	0	0	0	0	0	0	0	0	0	0	0	0	0	0	0	0
12:45 PM	0	0	3	0	3	0	0	0	0	0	0	0	0	0	0	0	0	0	0	0	0	0	0	0	0	0	0	0	0	0	0	0	0	0	0	0	0	0	0	0
Total	0	0	12	0	12	0	0	0	0	0	182	0	0	0	182	182	0	0	0	182	0	0	0	0	0	0	0	0	0	0	0	0	0	0	0	0	0	0	0	0
01:00 PM	1	0	7	0	8	0	0	0	0	0	38	0	0	0	38	38	0	0	0	38	0	0	0	0	0	0	0	0	0	0	0	0	0	0	0	0	0	0	0	0
01:15 PM	1	0	0	0	1	0	0	0	0	0	35	51	103	36	225	35	51	103	36	225	0	0	0	0	0	0	0	0	0	0	0	0	0	0	0	0	0	0	0	0
01:30 PM	0	0	0	0	0	0	0	0	0	0	52	73	147	59	331	52	73	147	59	331	0	0	0	0	0	0	0	0	0	0	0	0	0	0	0	0	0	0	0	0
01:45 PM	0	0	0	0	0	0	0	0	0	0	51	69	135	39	294	51	69	135	39	294	0	0	0	0	0	0	0	0	0	0	0	0	0	0	0	0	0	0	0	0
Total	2	0	7	0	9	0	0	0	0	0	176	193	385	134	888	176	193	385	134	888	0	0	0	0	0	0	0	0	0	0	0	0	0	0	0	0	0	0	0	0
02:00 PM	0	0	0	0	0	1	0	0	0	1	43	46	155	58	302	43	46	155	58	302	0	0	0	0	0	0	0	0	0	0	0	0	0	0	0	0	0	0	0	0
02:15 PM	2	0	0	0	2	0	0	0	0	0	15	52	103	34	204	15	52	103	34	204	0	0	0	0	0	0	0	0	0	0	0	0	0	0	0	0	0	0	0	0
02:30 PM	0	0	0	0	0	0	0	0	0	0	18	79	132	45	274	18	79	132	45	274	0	0	0	0	0	0	0	0	0	0	0	0	0	0	0	0	0	0	0	0
02:45 PM	0	0	0	0	0	0	0	0	0	0	50	85	183	64	382	50	85	183	64	382	0	0	0	0	0	0	0	0	0	0	0	0	0	0	0	0	0	0	0	0
Total	2	0	0	0	2	1	0	0	0	1	126	262	573	201	1162	126	262	573	201	1162	0	0	0	0	0	0	0	0	0	0	0	0	0	0	0	0	0	0	0	0
Grand Total	4	22	34	3	63	19	18	0	0	37	631	471	965	336	2403	631	471	965	336	2403	0	0	0	0	0	0	0	0	0	0	0	0	0	0	0	0	0	0	0	0
Approach %	6.3	34.9	54	4.8	63	51.4	48.6	0	0	37	26.3	19.6	40.2	14	2403	26.3	19.6	40.2	14	2403	0	0	0	0	0	0	0	0	0	0	0	0	0	0	0	0	0	0	0	0
Total %	0.2	0.9	1.4	0.1	2.5	0.8	0.7	0	0	1.5	25.1	18.8	38.4	13.4	95.7	25.1	18.8	38.4	13.4	95.7	0	0	0	0	0	0	0	0	0	0	0	0	0	0	0	0	0	0	0	0
Light Vehicle	4	22	34	3	63	19	18	0	0	37	322	464	960	336	2082	322	464	960	336	2082	0	0	0	0	0	0	0	0	0	0	0	0	0	0	0	0	0	0	0	0
% Light Vehicle	100	100	100	100	100	100	100	0	0	100	51	98.5	99.5	100	86.6	51	98.5	99.5	100	86.6	0	0	0	0	0	0	0	0	0	0	0	0	0	0	0	0	0	0	0	0
Heavy Vehicle	0	0	0	0	0	0	0	0	0	0	4	5	5	0	14	4	5	5	0	14	0	0	0	0	0	0	0	0	0	0	0	0	0	0	0	0	0	0	0	0
% Heavy Vehicle	0	0	0	0	0	0	0	0	0	0	0.6	1.1	0.5	0	0.6	0.6	1.1	0.5	0	0.6	0	0	0	0	0	0	0	0	0	0	0	0	0	0	0	0	0	0	0	0
U-Turn	0	0	0	0	0	0	0	0	0	0	305	2	0	0	307	305	2	0	0	307	0	0	0	0	0	0	0	0	0	0	0	0	0	0	0	0	0	0	0	0
% U-Turn	0	0	0	0	0	0	0	0	0	0	48.3	0.4	0	0	12.8	48.3	0.4	0	0	12.8	0	0	0	0	0	0	0	0	0	0	0	0	0	0	0	0	0	0	0	0

Orth-Rodgers & Associates

230 South Broad St.
Philadelphia, PA 19102
www.orth-roddgers.com

File Name : Columbus & Dickinson Sat total
Site Code : 00000000
Start Date : 2/4/2006
Page No : 2



Orth-Rodgers & Associates

230 South Broad St.
Philadelphia, PA 19102
www.orth-roddgers.com

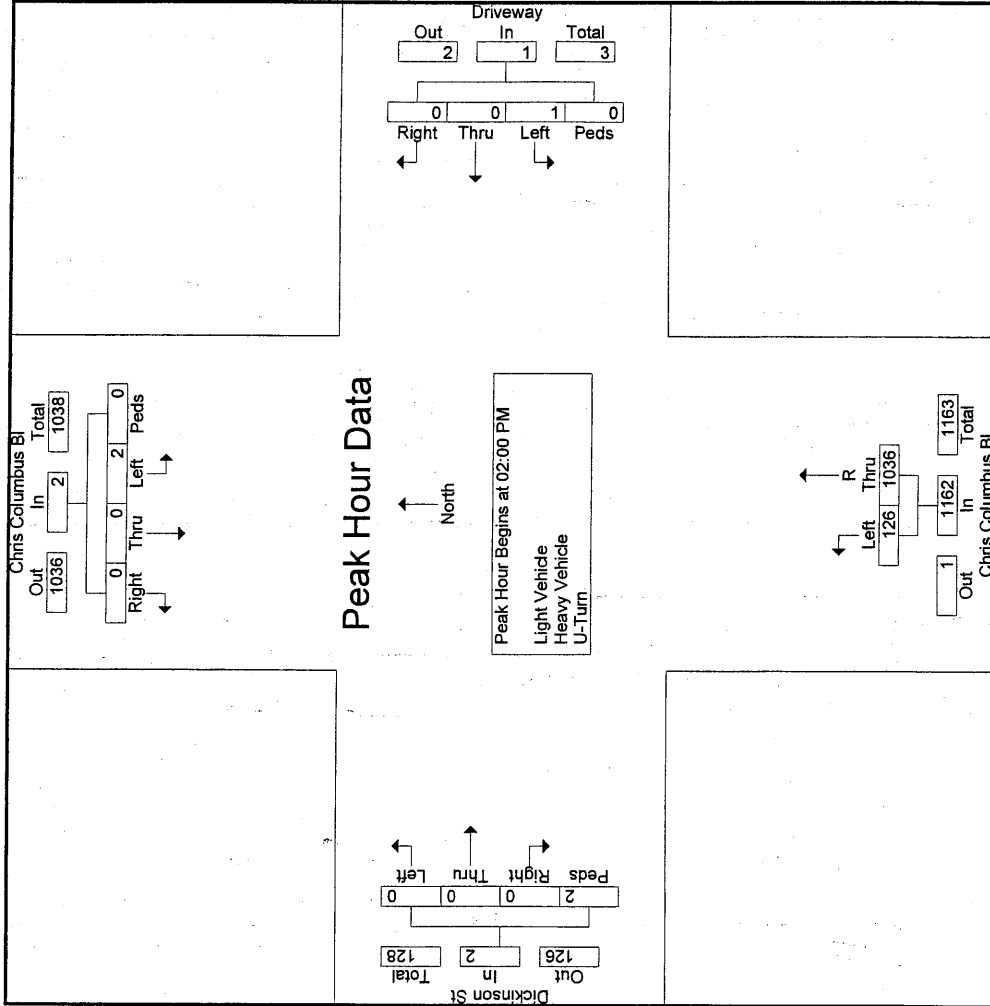
File Name : Columbus & Dickinson Sat total
Site Code : 00000000
Start Date : 2/4/2006
Page No : 3

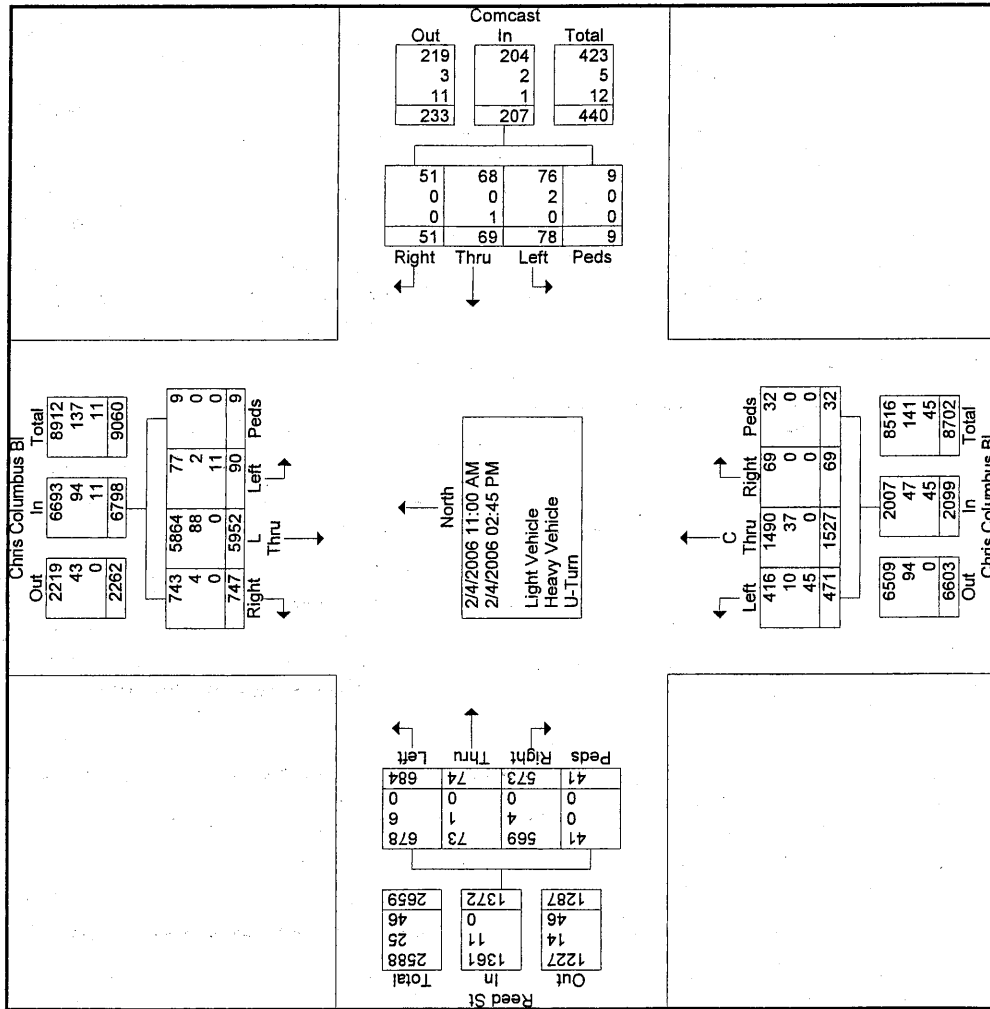
Start Time	Chris Columbus BI Southbound					Driveway Westbound					Chris Columbus BI Northbound					Dickinson St Eastbound						
	Left	Thru	Right	Peds	App. Total	Left	Thru	Right	Peds	App. Total	Left	L Thru	C Thru	R Thru	App. Total	Left	Thru	Right	Peds	App. Total	Int. Total	
Peak Hour Analysis From 11:00 AM to 02:45 PM - Peak 1 of 1																						
Peak Hour for Entire Intersection Begins at 02:00 PM																						
02:00 PM	0	0	0	0	0	1	0	0	0	1	43	46	155	58	302	0	0	0	0	0	0	303
02:15 PM	2	0	0	0	2	0	0	0	0	0	15	52	103	34	204	0	0	0	2	2	0	208
02:30 PM	0	0	0	0	0	0	0	0	0	0	18	79	132	45	274	0	0	0	0	0	0	274
02:45 PM	0	0	0	0	0	0	0	0	0	0	50	85	183	64	382	0	0	0	0	0	0	382
Total Volume	2	0	0	0	2	1	0	0	0	1	126	262	573	201	1162	0	0	0	2	2	0	1167
% App. Total	100	0	0	0	100	250	0	0	0	250	10.8	22.5	49.3	17.3	760	0	0	0	100	250	0	1167
PHF	.250	.000	.000	.000	.250	.630	.771	.783	.785	.250	.630	.771	.783	.785	.760	.000	.000	.000	.250	.250	.000	.764

Orth-Rodgers & Associates

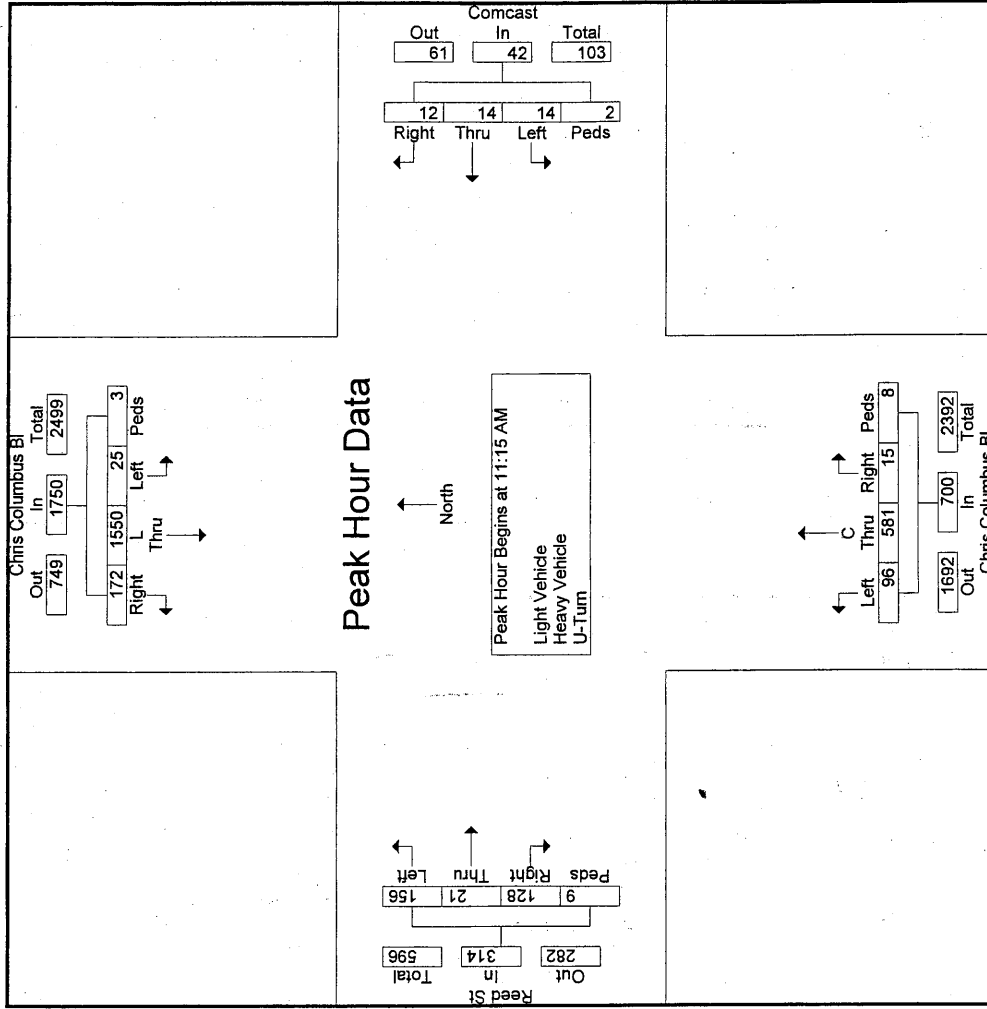
230 South Broad St.
Philadelphia, PA 19102
www.orth-rodgers.com

File Name : Columbus & Dickinson Sat total
Site Code : 00000000
Start Date : 2/4/2006
Page No : 4





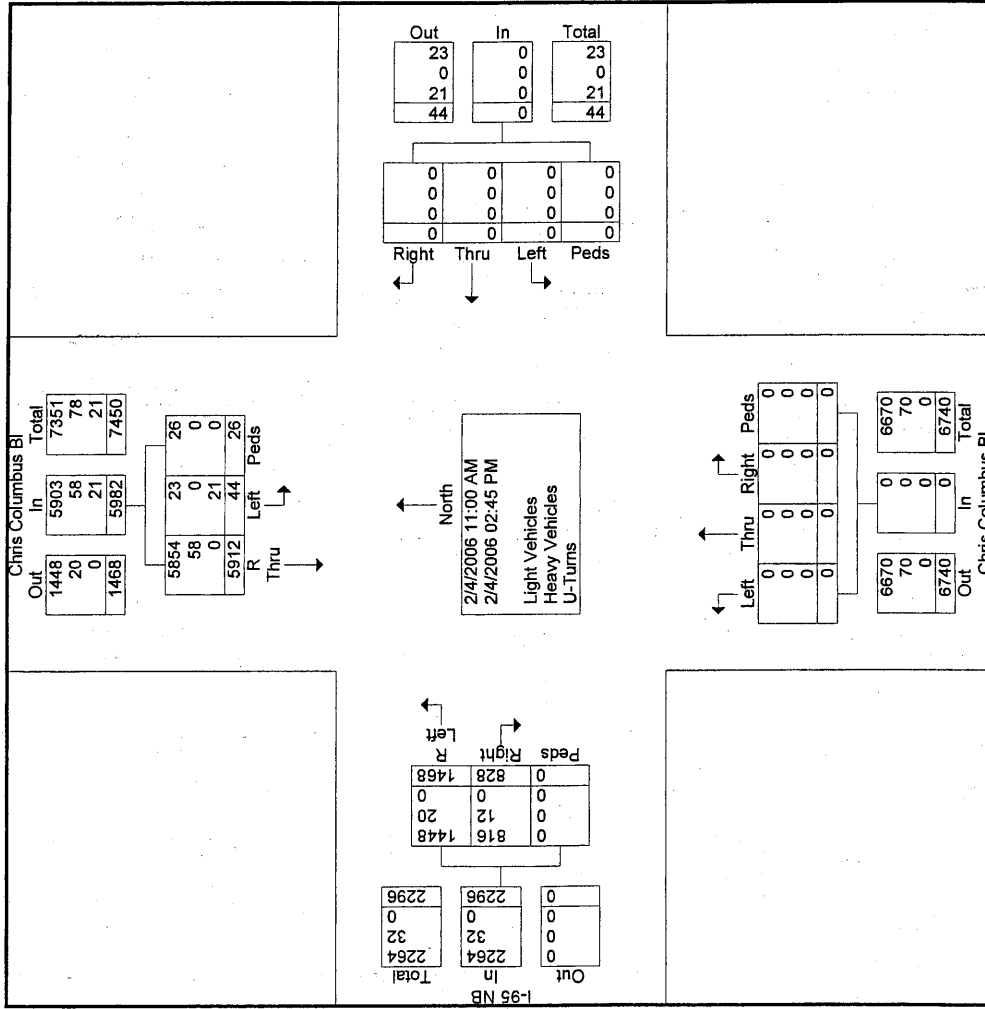
Start Time	Chris Columbus BI Southbound						Comcast Westbound						Chris Columbus BI Northbound						Reed St Eastbound					
	Left	C Thru	R Thru	L Thru	Right	Peds	Left	Thru	Right	Peds	App. Total	Left	R Thru	C Thru	Right	Peds	App. Total	Left	Thru	Right	Peds	App. Total	Int. T	
Peak Hour Analysis From 11:00 AM to 02:45 PM - Peak 1 of 1																								
Peak Hour for Entire Intersection Begins at 11:15 AM																								
11:15 AM	9	120	111	112	33	0	4	4	0	0	8	23	78	64	39	5	1	210	30	2	30	0	62	6
11:30 AM	4	155	108	144	45	2	3	3	6	0	12	19	77	56	40	2	1	195	40	5	32	1	78	7
11:45 AM	6	141	108	141	47	0	3	3	2	0	8	24	75	34	28	1	2	164	41	11	37	6	95	7
12:00 PM	6	410	0	0	47	1	4	4	4	2	14	30	90	0	0	7	4	131	45	3	29	2	79	6
Total Volume	25	826	327	397	172	3	14	14	12	2	42	96	320	154	107	15	8	700	156	21	128	9	314	28
App. Total	1.4	47.2	18.7	22.7	9.8	0.2	33.3	33.3	28.6	4.8	13.7	45.7	22	15.3	2.1	1.1		49.7	6.7	40.8	2.9			
PHF	.694	.504	.736	.689	.915	.375	.875	.875	.500	.250	.750	.800	.889	.602	.669	.536	.500	.833	.867	.477	.865	.375	.826	.9



Orth-Rodgers & Associates

230 South Broad St.
Philadelphia, PA 19102
www.orth-rodgers.com

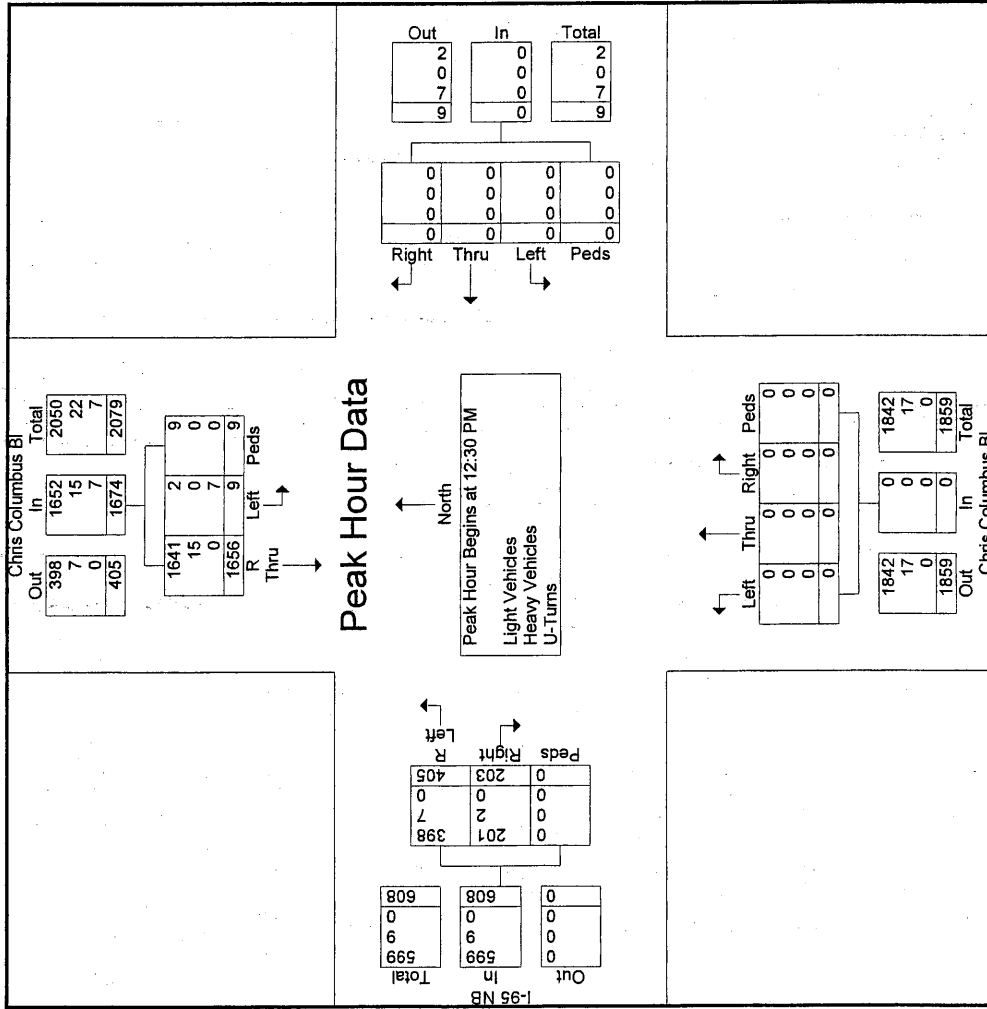
File Name : Columbus & 95 N Sat early
Site Code : 20060775
Start Date : 2/4/2006
Page No : 2



Orth-Rodgers & Associates

230 South Broad St.
Philadelphia, PA 19102
www.orth-rodgers.com

File Name : Columbus & 95 N Sat early
Site Code : 20060775
Start Date : 2/4/2006
Page No : 4



Orth-Rodgers & Associates

230 South Broad St.
Philadelphia, PA 19102
www.orth-rodgers.com

Counter: Counted By: Charles & Shirley VandeGriff
Weather: Other:

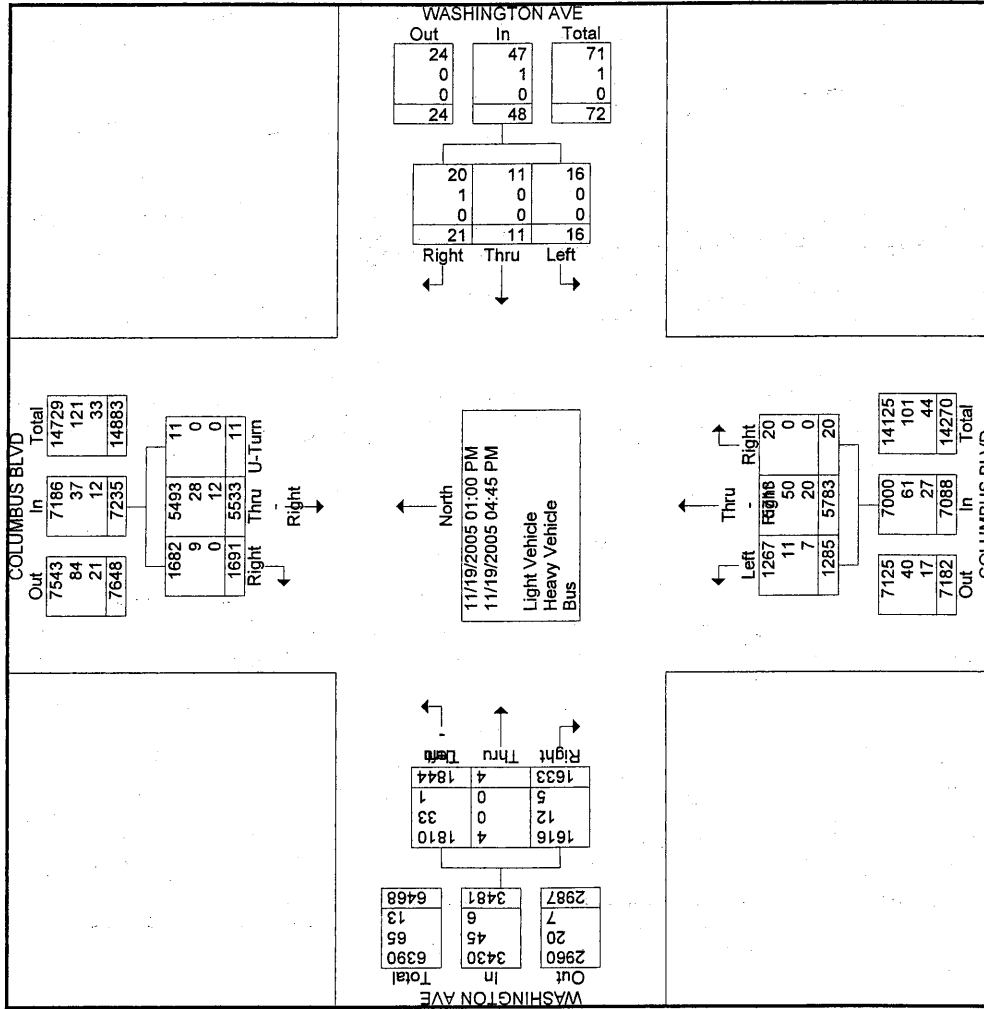
File Name : Columbus & Washington Sat
Site Code : 00000000
Start Date : 11/19/2005
Page No : 1

Start Time	COLUMBUS BLVD												COLUMBUS BLVD												WASHINGTON AVE											
	Southbound						Westbound						Northbound						Eastbound																	
	Thru-Left	Thru-Center	Thru-Right	U-Turn	App. Total	Left	Thru	Right	App. Total	Left	Thru	Right	App. Total	Left	Thru	Right	App. Total	Left	Thru	Right	App. Total	Left	Thru	Right	App. Total	Int. Total										
Factor	1.0	1.0	1.0	1.0	1.0	1.0	1.0	1.0	1.0	1.0	1.0	1.0	1.0	1.0	1.0	1.0	1.0	1.0	1.0	1.0	1.0	1.0	1.0	1.0	1.0											
01:00 PM	75	156	137	132	2	502	1	0	0	1	84	205	157	4	450	72	3	0	89	164	1117															
01:15 PM	98	153	99	117	1	468	0	0	1	1	80	269	115	1	465	114	2	4	88	208	1142															
01:30 PM	96	139	112	106	2	455	1	0	0	1	87	299	130	0	516	109	7	0	63	179	1151															
01:45 PM	106	138	98	102	2	446	1	1	3	5	76	214	154	2	446	112	19	0	104	235	1132															
Total	375	586	446	457	7	1871	3	1	4	8	327	987	556	7	1877	407	31	4	344	786	4542															
02:00 PM	93	131	104	94	1	423	2	3	1	6	72	235	134	0	441	118	14	0	105	237	1107															
02:15 PM	109	130	105	104	0	448	1	1	2	4	69	174	160	2	405	117	5	0	116	238	1095															
02:30 PM	106	147	100	107	0	460	2	1	4	7	83	201	142	0	426	92	2	0	101	195	1088															
02:45 PM	113	139	100	108	0	460	1	0	2	3	76	202	155	2	435	98	14	0	100	212	1110															
Total	421	547	409	413	1	1791	6	5	9	20	300	812	591	4	1707	425	35	0	422	882	4400															
03:00 PM	119	152	80	106	0	457	2	2	2	6	80	215	123	1	419	123	20	0	102	245	1127															
03:15 PM	137	147	94	90	0	468	1	1	2	4	102	188	176	2	468	99	10	0	99	208	1148															
03:30 PM	107	127	95	131	0	460	0	0	1	1	89	269	80	0	438	122	5	0	137	264	1163															
03:45 PM	115	130	76	103	0	424	0	0	0	0	70	296	82	3	451	110	7	0	128	245	1120															
Total	478	556	345	430	0	1809	3	3	5	11	341	968	461	6	1776	454	42	0	466	962	4558															
04:00 PM	126	134	88	121	1	470	2	1	1	4	81	246	122	1	450	109	20	0	101	230	1154															
04:15 PM	118	130	96	78	0	422	2	0	0	2	77	306	56	0	439	106	3	0	96	205	1068															
04:30 PM	107	148	87	86	2	430	0	0	0	0	77	225	99	0	401	110	3	0	90	203	1034															
04:45 PM	106	147	83	106	0	442	0	1	2	3	82	253	101	2	438	95	4	0	114	213	1096															
Total	457	559	354	391	3	1764	4	2	3	9	317	1030	378	3	1728	420	30	0	401	851	4352															
Grand Total	1731	2248	1554	1691	11	7235	16	11	21	48	1285	3797	1986	20	7088	1706	138	4	1633	3481	17852															
Approach %	23.9	31.1	21.5	23.4	0.2		33.3	22.9	43.8		18.1	53.6	28	0.3		49	4	0.1	46.9																	
Total %	9.7	12.6	8.7	9.5	0.1	40.5	0.1	0.1	0.1	0.3	7.2	21.3	11.1	0.1	39.7	9.6	0.8	0	9.1	19.5																
Light Vehicle	1725	2237	1531	1682	11	7186	16	11	20	47	1267	3750	1963	20	7000	1674	136	4	1616	3430	17663															
% Light Vehicle	99.7	99.5	98.5	99.5	100	99.3	100	100	95.2	97.9	98.6	98.8	98.8	100	98.8	98.1	98.6	100	99	98.5	98.5	98.9														
Heavy Vehicle	5	9	14	9	0	37	0	0	1	1	11	28	22	0	61	31	2	0	12	45	144															
% Heavy Vehicle	0.3	0.4	0.9	0.5	0	0.5	0	0	4.8	2.1	0.9	0.7	1.1	0	0.9	1.8	1.4	0	0.7	1.3	0.8															
Bus	1	2	9	0	0	12	0	0	0	0	7	19	1	0	27	1	0	0	5	6	45															
% Bus	0.1	0.1	0.6	0	0	0.2	0	0	0	0	0.5	0.5	0.1	0	0.4	0.1	0	0	0.3	0.2	0.3															

Orth-Rodgers & Associates

230 South Broad St.
Philadelphia, PA 19102
www.orth-rodgers.com

File Name : Columbus & Washington Sat
Site Code : 00000000
Start Date : 11/19/2005
Page No : 2

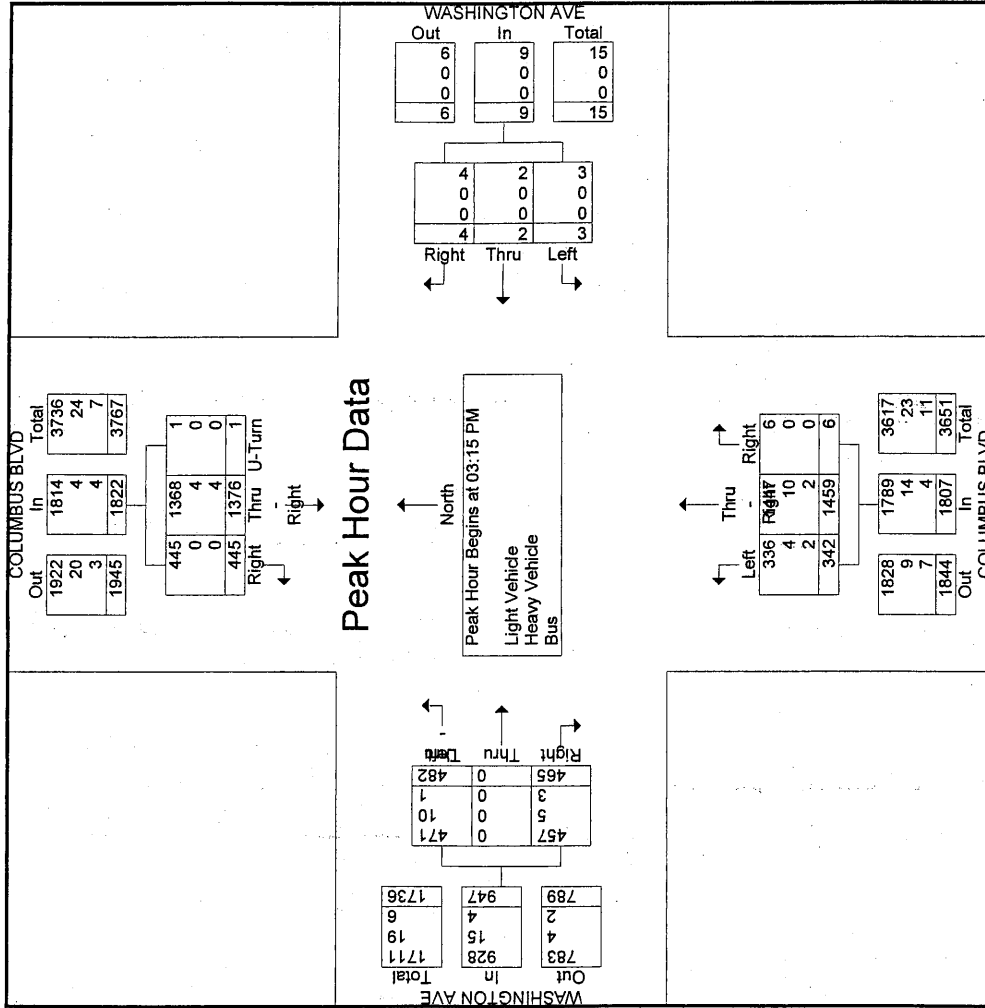


Orth-Rodgers & Associates

230 South Broad St.
Philadelphia, PA 19102
www.orth-rodgers.com

File Name : Columbus & Washington Sat
Site Code : 00000000
Start Date : 11/19/2005
Page No : 3

Start Time	COLUMBUS BLVD Southbound										WASHINGTON AVE Westbound					COLUMBUS BLVD Northbound					WASHINGTON AVE Eastbound						
	Thru - Left	Thru - Center	Thru - Right	Right	U-Turn	App. Total	Left	Thru	Right	App. Total	Left	Thru	Right	App. Total	Left	Thru	Right	App. Total	Left	Thru	Right	App. Total	Left	Thru	Right	App. Total	Int. Total
	Peak Hour for Entire Intersection Begins at 03:15 PM										Peak Hour for Entire Intersection Begins at 03:15 PM					Peak Hour for Entire Intersection Begins at 03:15 PM					Peak Hour for Entire Intersection Begins at 03:15 PM						
03:15 PM	137	147	94	90	0	468	1	1	2	4	102	188	176	2	468	99	10	0	99	208	1148						
03:30 PM	107	127	95	131	0	460	0	0	1	1	89	269	80	0	438	122	5	0	137	264	1163						
03:45 PM	115	130	76	103	0	424	0	0	0	0	70	296	82	3	451	110	7	0	128	245	1120						
04:00 PM	126	134	88	121	1	470	2	1	1	4	81	246	122	1	450	109	20	0	101	230	1154						
Total Volume	485	538	353	445	1	1822	3	2	4	9	342	999	460	6	1807	440	42	0	465	947	4585						
% App. Total	26.6	29.5	19.4	24.4	0.1	969	33.3	22.2	44.4	563	18.9	55.3	25.5	0.3	965	46.5	4.4	0	49.1	897	986						
PHF	.885	.915	.929	.849	.250	.969	.375	.500	.500	.563	.838	.844	.653	.500	.965	.902	.525	.000	.849	.897	.986						
Light Vehicle	484	537	347	445	1	1814	3	2	4	9	336	990	457	6	1789	430	41	0	457	928	4540						
% Light Vehicle	99.8	99.8	98.3	100	100	99.6	100	100	100	100	98.2	99.1	99.3	100	99.0	97.7	97.6	0	98.3	98.0	99.0						
Heavy Vehicle	1	1	2	0	0	4	0	0	0	0	4	7	3	0	14	9	1	0	5	15	33						
% Heavy Vehicle	0.2	0.2	0.6	0	0	0.2	0	0	0	0	1.2	0.7	0.7	0	0.8	2.0	2.4	0	1.1	1.6	0.7						
Bus	0	0	4	0	0	4	0	0	0	0	2	2	0	0	4	1	0	0	3	4	12						
% Bus	0	0	1.1	0	0	0.2	0	0	0	0	0.6	0.2	0	0.2	0.2	0.2	0	0	0.6	0.4	0.3						



Orth-Rodgers & Associates

230 South Broad St.
Philadelphia, PA 19102
www.orth-rodgers.com

Counter: Counted By: John Lucas & Margie Hesser
Weather: Other:

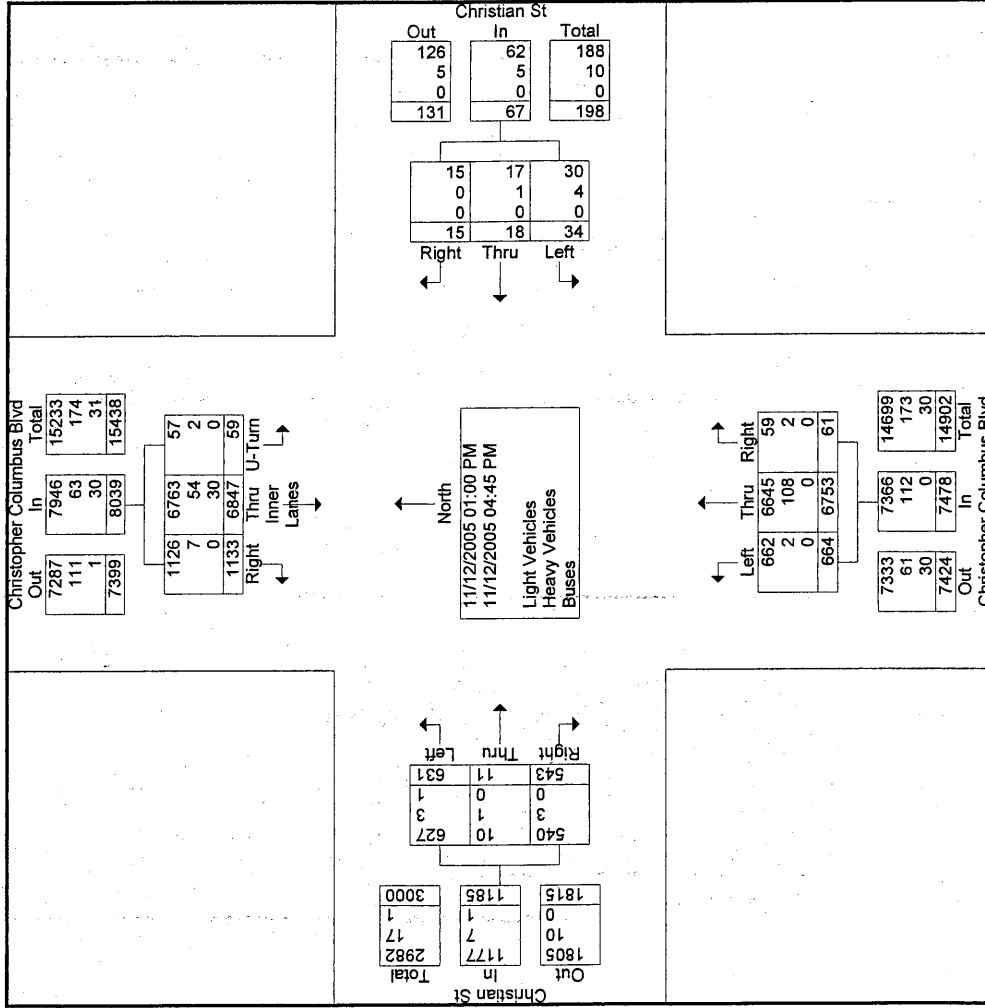
File Name : Columbus & Christian Sat
Site Code : 00000000
Start Date : 11/12/2005
Page No : 1

Start Time	Christopher Columbus Blvd Southbound							Christopher Columbus Blvd Northbound							Christian St Eastbound									
	Left	U-Turn	This Outer Lane	This Inner Lane	Right	App. Total	Left	Thru	Right	App. Total	Left	U-Turn	Thru	Right	App. Total	Left	Thru	Right	App. Total	Left	Thru	Right	App. Total	Int. Total
Factor	1.0	1.0	1.0	1.0	1.0		1.0	1.0	1.0	1.0	1.0	1.0	1.0	1.0	1.0	1.0	1.0	1.0	1.0	1.0	1.0	1.0	1.0	
01:00 PM	1	3	102	270	82	458	0	4	3	7	0	33	389	7	429	40	7	44	91	40	7	44	91	985
01:15 PM	0	3	103	327	81	514	5	0	1	6	0	47	387	2	436	33	2	31	66	33	2	31	66	1022
01:30 PM	1	6	108	345	78	538	4	1	1	6	0	40	420	2	462	36	0	32	68	36	0	32	68	1074
01:45 PM	0	2	99	333	77	511	1	1	0	2	1	44	405	4	454	36	0	38	74	36	0	38	74	1041
Total	2	14	412	1275	318	2021	10	6	5	21	1	164	1601	15	1781	145	9	145	299	145	9	145	299	4122
02:00 PM	4	4	90	314	79	491	2	0	0	2	0	33	202	1	236	46	0	35	81	46	0	35	81	810
02:15 PM	1	3	115	323	59	501	2	2	0	4	1	86	355	5	447	37	0	28	65	37	0	28	65	1017
02:30 PM	0	0	122	332	61	515	1	0	1	2	7	35	490	5	537	35	0	44	79	35	0	44	79	1133
02:45 PM	2	2	113	329	72	518	2	1	5	8	1	33	427	3	464	42	1	33	76	42	1	33	76	1066
Total	7	9	440	1298	271	2025	7	3	6	16	9	187	1474	14	1684	160	1	140	301	160	1	140	301	4026
03:00 PM	4	1	94	272	62	433	1	0	0	1	0	36	480	4	520	44	0	31	75	44	0	31	75	1029
03:15 PM	6	0	113	257	56	432	0	1	1	2	1	45	447	3	496	37	0	38	75	37	0	38	75	1005
03:30 PM	0	1	128	333	51	513	2	1	0	3	2	29	449	2	482	44	1	28	73	44	1	28	73	1071
03:45 PM	1	2	96	318	85	502	3	0	0	3	1	37	429	2	469	40	0	20	60	40	0	20	60	1034
Total	11	4	431	1180	254	1880	6	2	1	9	4	147	1805	11	1967	165	1	117	283	165	1	117	283	4139
04:00 PM	1	2	108	345	80	536	3	2	1	6	0	38	457	5	500	36	0	29	65	36	0	29	65	1107
04:15 PM	3	1	127	328	60	519	3	2	1	6	0	45	454	6	505	38	0	41	79	38	0	41	79	1109
04:30 PM	2	1	119	328	68	518	2	1	0	3	1	27	465	1	494	41	0	44	85	41	0	44	85	1100
04:45 PM	0	2	111	345	82	540	3	2	1	6	0	41	497	9	547	46	0	27	73	46	0	27	73	1166
Total	6	6	465	1346	290	2113	11	7	3	21	1	151	1873	21	2046	161	0	141	302	161	0	141	302	4482
Grand Total	26	33	1748	5099	1133	8039	34	18	15	67	15	649	6753	61	7478	631	11	543	1185	631	11	543	1185	16769
Approch %	0.3	0.4	21.7	63.4	14.1		50.7	26.9	22.4		0.2	8.7	90.3	0.8		53.2	0.9	45.8		53.2	0.9	45.8		
Total %	0.2	0.2	10.4	30.4	6.8	47.9	0.2	0.1	0.1	0.4	0.1	3.9	40.3	0.4	44.6	3.8	0.1	3.2	7.1	3.8	0.1	3.2	7.1	
% Light Vehicles	24	33	1723	5040	1126	7946	30	17	15	62	13	649	6645	59	7366	627	10	540	1177	627	10	540	1177	16551
% Heavy Vehicles	2	0	17	37	7	63	4	1	0	5	2	0	108	2	112	3	1	3	7	3	1	3	7	187
% Heavy Vehicles	7.7	0	1	0.7	0.6	0.8	11.8	5.6	0	7.5	13.3	0	1.6	3.3	1.5	0.5	9.1	0.6	0.6	0.5	9.1	0.6	0.6	1.1
% Buses	0	0	8	22	0	30	0	0	0	0	0	0	0	0	0	0.2	0	0	0.1	0.2	0	0	0.1	31
% Buses	0	0	0.5	0.4	0	0.4	0	0	0	0	0	0	0	0	0	0.2	0	0	0.1	0.2	0	0	0.1	0.2

Orth-Rodgers & Associates

230 South Broad St.
Philadelphia, PA 19102
www.orth-rodgers.com

File Name : Columbus & Christian Sat
Site Code : 00000000
Start Date : 11/12/2005
Page No : 2

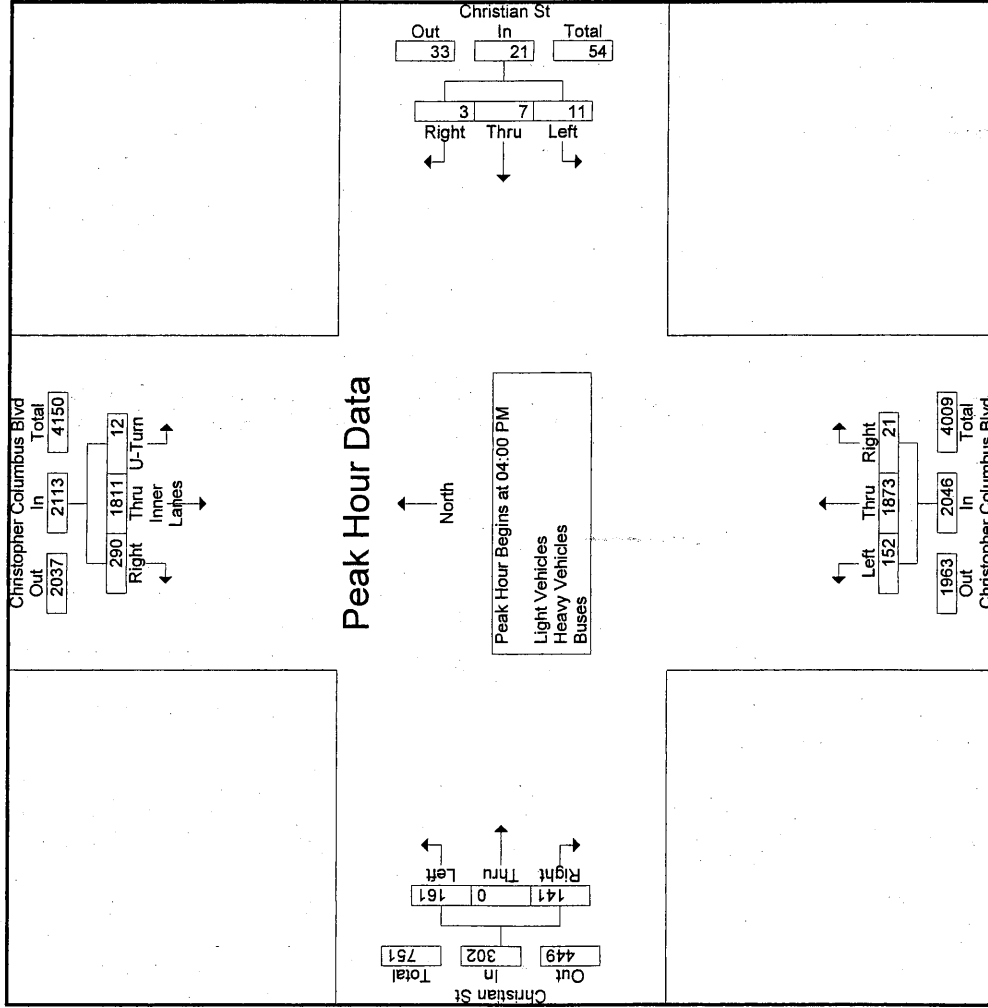


Orth-Rodgers & Associates

230 South Broad St.
Philadelphia, PA 19102
www.orth-rodgers.com

File Name : Columbus & Christian Sat
Site Code : 00000000
Start Date : 11/12/2005
Page No : 3

Start Time	Christopher Columbus Blvd Southbound					Christian St Westbound					Christopher Columbus Blvd Northbound					Christian St Eastbound				
	Left	U-Turn	Thru Other Lanes	Right	App. Total	Left	Thru	Right	App. Total	Left	U-Turn	Thru	Right	App. Total	Left	Thru	Right	App. Total	Int. Total	
Peak Hour Analysis From 01:00 PM to 04:45 PM - Peak 1 of 1																				
Peak Hour for Entire Intersection Begins at 04:00 PM																				
04:00 PM	1	2	108	345	80	3	2	1	6	0	38	457	5	500	36	0	29	65	1107	
04:15 PM	3	1	127	328	60	3	2	1	6	0	45	454	6	505	38	0	41	79	1109	
04:30 PM	2	1	119	328	68	2	1	0	3	1	27	465	1	494	41	0	44	85	1100	
04:45 PM	0	2	111	345	82	3	2	1	6	0	41	497	9	547	46	0	27	73	1166	
Total Volume	6	6	465	1346	290	11	7	3	21	1	151	1873	21	2046	161	0	141	302	4482	
% App. Total	0.3	0.3	22	63.7	13.7	52.4	33.3	14.3	8.75	0	7.4	91.5	1	53.3	0	0	46.7	88.8	961	
PHF	.500	.750	.915	.975	.884	.917	.875	.750	.875	.250	.839	.942	.583	.935	.875	.000	.801	.888	.961	



Orth-Rodgers & Associates

230 South Broad St.
Philadelphia, PA 19102
www.orth-rodgers.com

Counter: CG & MP
Counted By: Clear
Weather: Clear
Other:

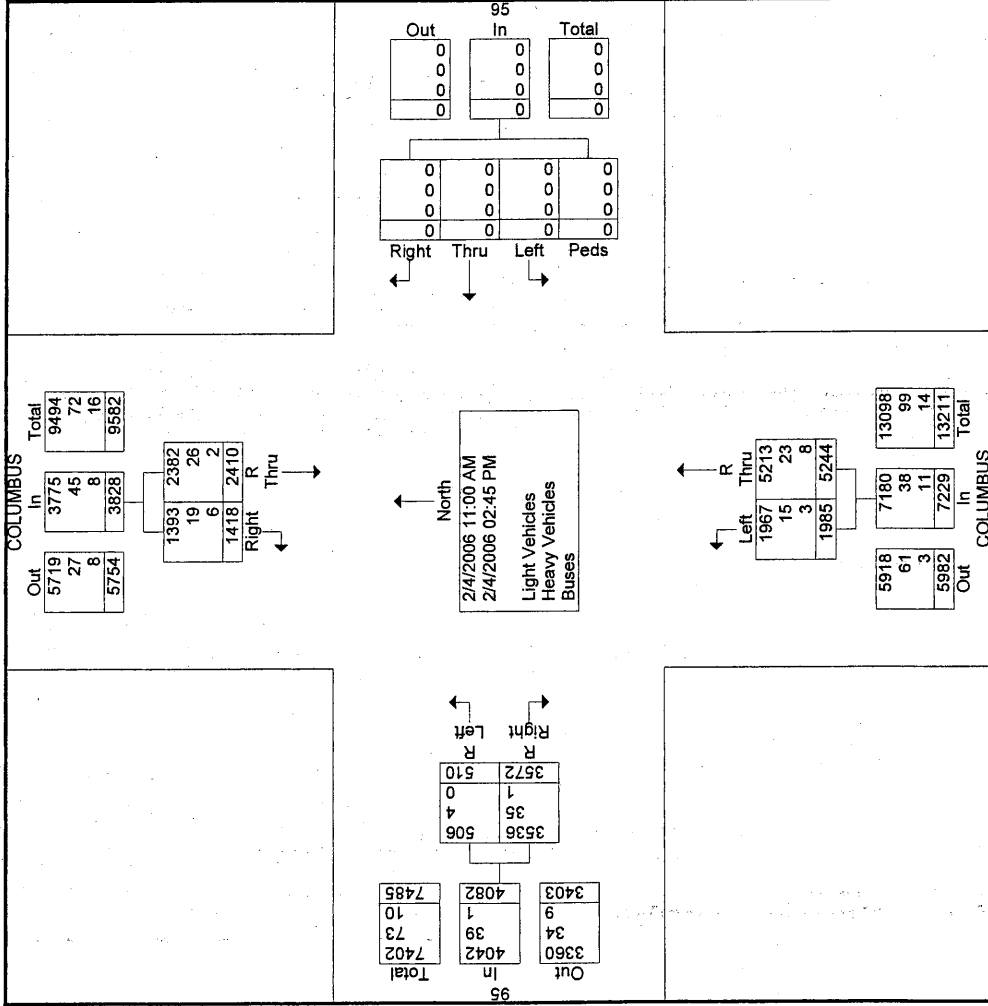
File Name : Columbus & I-95 Center City Early Sat
Site Code : 00000000
Start Date : 2/4/2006
Page No : 1

Start Time	COLUMBUS Southbound										COLUMBUS Northbound										95 Eastbound										Int. Total																																																																																																																																																																																																																																																																																																																																																																																																																																																																																																																																																																																																																																																											
	L Thru					R Thru					Left					Right					C Thru					R Thru						L Left					R Right					L Right					R Right																																																																																																																																																																																																																																																																																																																																																																																																																																																																																																																																																																																																																																											
	1.0	1.0	1.0	1.0	1.0	1.0	1.0	1.0	1.0	1.0	1.0	1.0	1.0	1.0	1.0	1.0	1.0	1.0	1.0	1.0	1.0	1.0	1.0	1.0	1.0	1.0	1.0	1.0	1.0	1.0		1.0	1.0	1.0	1.0	1.0	1.0	1.0	1.0	1.0	1.0	1.0	1.0	1.0	1.0	1.0	1.0	1.0	1.0	1.0	1.0																																																																																																																																																																																																																																																																																																																																																																																																																																																																																																																																																																																																																																							
Factor	1	40	75	47	163	0	0	0	0	0	0	93	127	108	70	398	21	1	98	135	255	816	11:00 AM	2	43	100	89	234	0	0	0	0	0	0	126	122	116	72	436	11	1	80	162	254	924	11:15 AM	0	51	90	99	240	0	0	0	0	0	0	139	106	111	67	423	21	1	59	169	250	913	11:30 AM	4	47	94	109	254	0	0	0	0	0	0	128	116	127	62	433	24	7	78	151	260	947	11:45 AM	7	181	359	344	891	0	0	0	0	0	0	486	471	462	271	1690	77	10	315	617	1019	3600	Total	1	52	87	82	222	0	0	0	0	0	0	125	112	128	61	426	26	2	92	163	283	931	12:00 PM	1	76	97	125	299	0	0	0	0	0	0	99	155	116	51	421	12	3	90	163	268	988	12:15 PM	2	55	88	95	240	0	0	0	0	0	0	114	166	134	53	467	15	10	88	176	289	996	12:30 PM	3	64	90	93	250	0	0	0	0	0	0	128	168	132	46	474	22	8	119	175	324	1048	12:45 PM	7	247	362	395	1011	0	0	0	0	0	0	466	601	510	211	1788	75	23	389	677	1164	3963	Total	1	72	113	118	304	0	0	0	0	0	0	128	166	122	50	466	16	6	74	132	228	998	01:00 PM	3	67	90	73	233	0	0	0	0	0	0	140	163	124	55	482	18	5	146	101	270	985	01:15 PM	4	77	82	91	254	0	0	0	0	0	0	113	159	124	44	440	29	8	126	104	267	961	01:30 PM	0	80	94	98	272	0	0	0	0	0	0	137	128	159	60	484	21	9	107	93	230	986	01:45 PM	8	296	379	380	1063	0	0	0	0	0	0	518	616	529	209	1872	84	28	453	430	995	3930	Total	1	76	91	88	256	0	0	0	0	0	0	137	126	123	74	460	28	11	128	93	260	976	02:00 PM	3	63	67	71	204	0	0	0	0	0	0	135	141	139	74	489	29	11	114	92	246	939	02:15 PM	4	72	72	73	221	0	0	0	0	0	0	105	139	126	65	435	39	21	106	60	226	882	02:30 PM	8	49	58	67	182	0	0	0	0	0	0	138	141	138	78	495	62	12	56	42	172	849	02:45 PM	16	260	288	299	863	0	0	0	0	0	0	515	547	526	291	1879	158	55	404	287	904	3646	Total	38	984	1388	1418	3828	0	0	0	0	0	0	1985	2235	2027	982	7229	394	116	1561	2011	4082	15139	Grand Total	1	25.7	36.3	37	94	0	0	0	0	0	0	27.5	30.9	28	13.6	47.8	9.7	2.8	38.2	49.3	27	14997	Approch %	0.3	6.5	9.2	9.4	25.3	0	0	0	0	0	0	13.1	14.8	13.4	6.5	47.8	2.6	0.8	10.3	13.3	27	14997	Total %	37	977	1368	1393	3775	0	0	0	0	0	0	1967	2219	2021	973	7180	391	115	1547	1989	4042	14997	% Light Vehicles	97.4	99.3	98.6	98.2	98.6	0	0	0	0	0	0	99.1	99.3	99.7	99.1	99.3	99.2	99.1	99.1	98.9	99	99.1	% Heavy Vehicles	1	7	18	19	45	0	0	0	0	0	0	15	16	5	2	38	3	1	13	22	39	122	% Heavy Vehicles	2.6	0.7	1.3	1.3	1.2	0	0	0	0	0	0	0.8	0.7	0.2	0.2	0.5	0.8	0.9	0.8	1.1	1	0.8	% Buses	0	0	2	6	8	0	0	0	0	0	0	3	0	1	7	11	0	0	0	0	1	20	% Buses	0	0	0.1	0.4	0.2	0	0	0	0	0	0	0.2	0	0	0.7	0.2	0	0	0.1	0	0	0

Orth-Rodgers & Associates

230 South Broad St.
Philadelphia, PA 19102
www.orth-rodgers.com

File Name : Columbus & I-95 Center City Early Sat
Site Code : 00000000
Start Date : 2/4/2006
Page No : 2

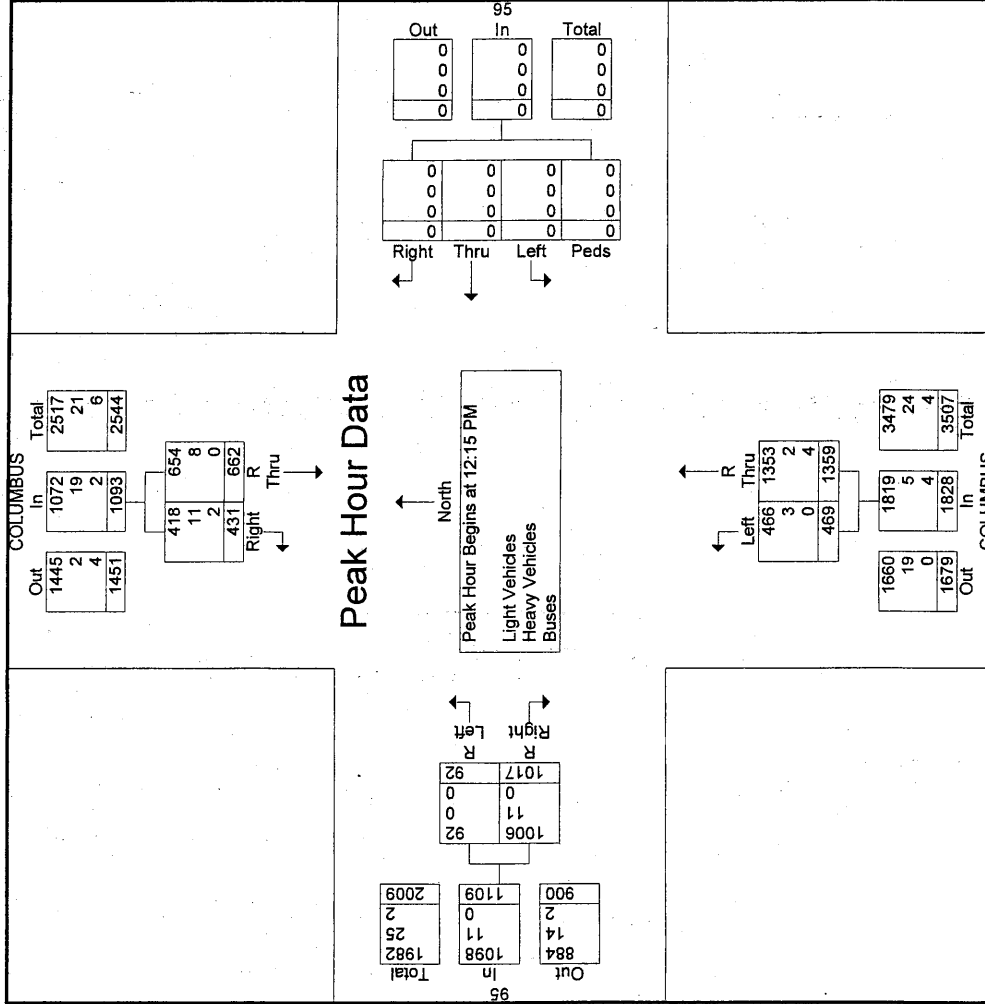


Orth-Rodgers & Associates

230 South Broad St.
Philadelphia, PA 19102
www.orth-rodgers.com

File Name : Columbus & I-95 Center City Early Sat
Site Code : 00000000
Start Date : 2/4/2006
Page No : 3

Start Time	COLUMBUS Southbound										COLUMBUS Northbound										Int. Total
	95 Westbound					95 Eastbound					95 Westbound					95 Eastbound					
	L Thru	C Thru	R Thru	Right	App. Total	Left	Thru	Right	Peds	App. Total	Left	L Thru	C Thru	R Thru	App. Total	L Left	R Left	L Right	R Right	App. Total	
Peak Hour Analysis From 11:00 AM to 02:45 PM - Peak 1 of 1																					
Peak Hour for Entire Intersection Begins at 12:15 PM																					
12:15 PM	1	76	97	125	299	0	0	0	0	0	99	155	116	51	421	12	3	90	163	268	988
12:30 PM	2	55	88	95	240	0	0	0	0	0	114	166	134	53	467	15	10	88	176	289	996
12:45 PM	3	64	90	93	250	0	0	0	0	0	128	168	132	46	474	22	8	119	175	324	1048
01:00 PM	1	72	113	118	304	0	0	0	0	0	128	166	122	50	466	16	6	74	132	228	998
Total Volume	7	267	388	431	1093	0	0	0	0	0	469	655	504	200	1828	65	27	371	646	1109	4030
% App. Total	0.6	24.4	35.5	39.4		0	0	0	0	0	25.7	35.8	27.6	10.9		5.9	2.4	33.5	58.3		
PHF	.583	.878	.858	.862	.899	.000	.000	.000	.000	.000	.916	.975	.940	.943	.964	.739	.675	.779	.918	.856	.961
Light Vehicles	7	264	383	418	1072	0	0	0	0	0	466	653	503	197	1819	65	27	368	638	1098	3989
% Light Vehicles	100	98.9	98.7	97.0	98.1	0	0	0	0	0	99.4	99.7	99.8	98.5	99.5	100	100	99.2	98.8	99.0	99.0
Heavy Vehicles	0	3	5	11	19	0	0	0	0	0	3	2	0	0	5	0	0	3	8	11	35
% Heavy Vehicles	0	1.1	1.3	2.6	1.7	0	0	0	0	0	0.6	0.3	0	0	0.3	0	0	0.8	1.2	1.0	0.9
Buses	0	0	0	2	2	0	0	0	0	0	0	0	1	3	4	0	0	0	0	0	6
% Buses	0	0	0	0.5	0.2	0	0	0	0	0	0	0	0.2	0.2	0.2	0	0	0	0	0	0.1



Orth-Rodgers & Associates

230 South Broad St.
Philadelphia, PA 19102
www.orth-rodgers.com

Counter:
Counted By: C. Galvis & M. Prettyman
Weather:
Other:

File Name : Columbus & Lombard Early Sat
Site Code : 00000000
Start Date : 2/18/2006
Page No : 1

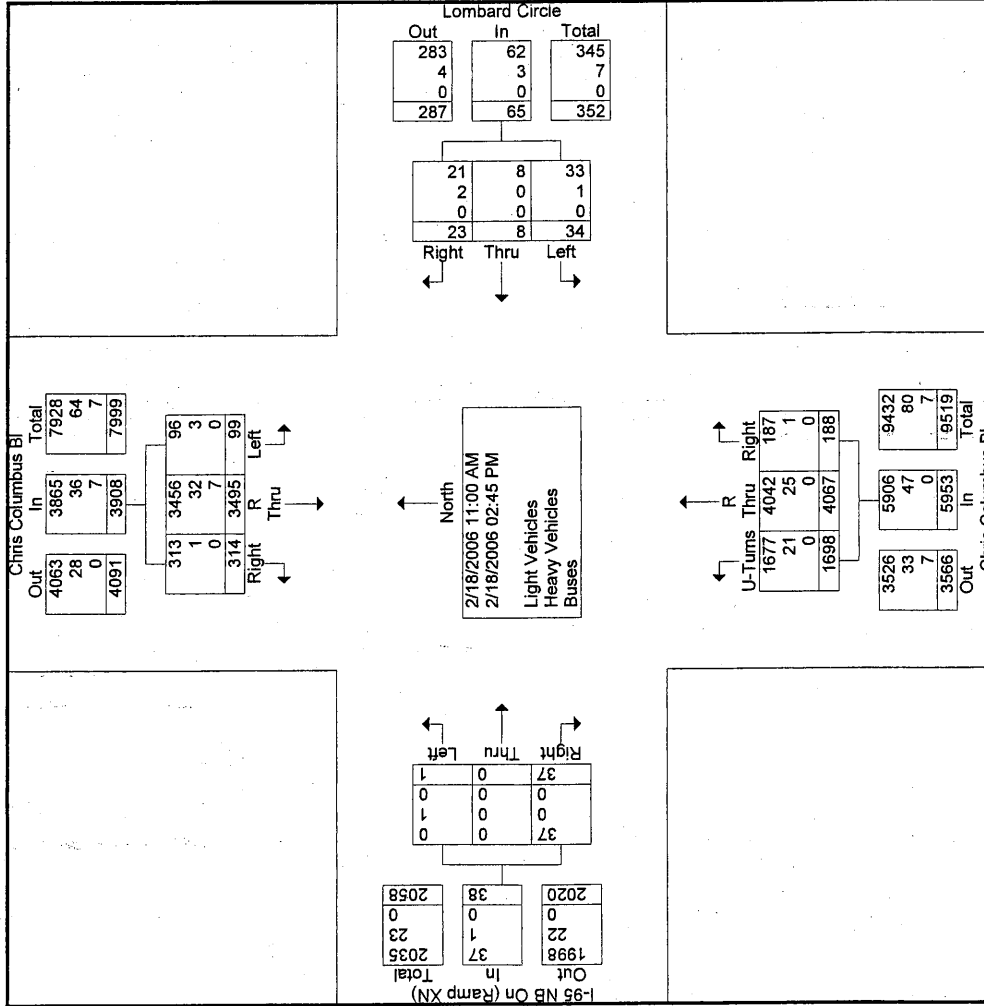
Groups Printed- Light Vehicles - Heavy Vehicles - Buses

Start Time	Chris Columbus Bl Southbound										Chris Columbus Bl Northbound										I-95 NB On (Ramp XN) Eastbound									
	Lombard Circle Westbound					Chris Columbus Bl Southbound					Lombard Circle Westbound					Chris Columbus Bl Northbound					I-95 NB On (Ramp XN) Eastbound			I-95 NB On (Ramp XN) Eastbound						
	Left	L Thru	C Thru	R Thru	Right	Left	L Thru	C Thru	R Thru	Right	Left	L Thru	C Thru	R Thru	Right	Left	L Thru	C Thru	R Thru	Right	Left	Thru	Right	Left	Thru	Right	App. Total	App. Total	Int. Total	
11:00 AM	4	21	90	78	18	211	1	0	0	1	72	0	69	100	14	23	278	0	0	0	0	0	0	0	0	0	0	0	0	490
11:15 AM	8	26	100	88	11	233	5	0	2	7	70	0	85	102	22	21	300	0	0	0	0	0	0	0	0	0	0	0	0	540
11:30 AM	6	33	93	92	12	236	1	1	2	4	69	0	85	106	16	16	292	0	0	0	0	0	0	0	0	0	0	0	0	532
11:45 AM	4	26	83	65	21	199	1	0	0	1	94	0	90	105	23	4	316	0	0	0	0	0	0	0	0	0	0	0	0	516
Total	22	106	366	323	62	879	8	1	4	13	305	0	329	413	75	64	1186	0	0	0	0	0	0	0	0	0	0	0	0	2078
12:00 PM	2	38	98	69	23	230	0	0	0	0	114	0	87	120	24	6	351	0	0	0	0	0	0	0	0	0	0	0	0	585
12:15 PM	2	35	91	90	24	242	2	0	1	3	111	0	103	122	28	13	377	0	0	0	0	0	0	0	0	0	0	0	0	623
12:30 PM	6	48	97	92	20	263	2	0	2	4	102	0	100	128	25	6	361	0	0	0	0	0	0	0	0	0	0	0	0	629
12:45 PM	10	32	85	73	18	218	4	1	1	6	113	0	113	123	17	12	378	0	0	0	0	0	0	0	0	0	0	0	0	602
Total	20	153	371	324	85	953	8	1	4	13	440	0	403	493	94	37	1467	0	0	0	0	0	0	0	0	0	0	0	0	2439
01:00 PM	9	35	108	90	19	261	0	1	0	1	111	0	121	123	3	9	367	0	0	0	0	0	0	0	0	0	0	0	0	630
01:15 PM	6	26	105	84	17	238	0	0	2	2	110	0	106	136	11	12	375	0	0	0	0	0	0	0	0	0	0	0	0	615
01:30 PM	4	31	109	73	23	240	2	1	2	5	120	0	125	159	19	12	435	0	0	0	0	0	0	0	0	0	0	0	0	682
01:45 PM	6	57	106	99	16	284	2	1	1	4	114	6	112	124	14	20	390	1	0	21	1	0	21	0	0	0	22	700	2627	
Total	25	149	428	346	75	1023	4	3	5	12	455	6	464	542	47	53	1567	1	0	24	0	0	24	0	0	0	25	2627		
02:00 PM	10	39	89	83	20	241	3	1	3	7	110	0	154	124	5	9	402	0	0	0	0	0	0	0	0	0	3	653		
02:15 PM	9	52	92	90	23	266	5	1	3	9	102	0	128	121	6	9	366	0	0	0	0	0	0	0	0	0	3	644		
02:30 PM	7	58	91	86	24	266	3	0	3	6	132	0	143	179	1	5	460	0	0	0	0	0	0	0	0	0	0	732		
02:45 PM	6	60	101	88	25	280	3	1	1	5	148	0	160	186	0	11	505	0	0	0	0	0	0	0	0	0	1	791		
Total	32	209	373	347	92	1053	14	3	10	27	492	0	585	610	12	34	1733	0	0	7	0	0	7	0	0	0	7	2820		
Grand Total	99	617	1538	1340	314	3908	34	8	23	65	1692	6	1781	2058	228	188	5953	1	0	37	1	0	37	0	0	0	38	9964		
Approach %	2.5	15.8	39.4	34.3	8	8	52.3	12.3	35.4	0.7	28.4	0.1	29.9	34.6	3.8	3.2	59.7	2.6	0	97.4	2.6	0	97.4	0	0	0	0.4	0.4		
Total %	1	6.2	15.4	13.4	3.2	39.2	0.3	0.1	0.2	0.7	17	0.1	17.9	20.7	2.3	1.9	59.7	0	0	0.4	0	0	0.4	0	0	0	0.4	0.4		
Light Vehicles	96	616	1528	1312	313	3865	33	8	21	62	1671	6	1758	2056	228	187	5906	0	0	37	0	0	37	0	0	0	37	9870		
% Light Vehicles	97	99.8	99.3	97.9	99.7	98.9	97.1	100	91.3	95.4	98.8	100	98.7	99.9	100	99.5	99.2	0	0	100	0	0	100	0	0	0	97.4	99.1		
Heavy Vehicles	3	1	10	21	1	36	1	0	2	3	21	0	23	2	0	1	47	1	0	0	1	0	0	0	0	0	1	87		
% Heavy Vehicles	3	0.2	0.7	1.6	0.3	0.9	2.9	0	0.8	4.6	1.2	0	1.3	0.1	0	0.5	0.8	100	0	0	100	0	0	0	0	0	2.6	0.9		
Buses	0	0	0	0	0	7	0	0	0	0	0	0	0	0	0	0	0	0	0	0	0	0	0	0	0	0	0	0		
% Buses	0	0	0	0	0	0.2	0	0	0	0	0	0	0	0	0	0	0	0	0	0	0	0	0	0	0	0	0	0.1		

Orth-Rodgers & Associates

230 South Broad St.
Philadelphia, PA 19102
www.orth-rodgers.com

File Name : Columbus & Lombard Early Sat
Site Code : 00000000
Start Date : 2/18/2006
Page No : 2



Orth-Rodgers & Associates

230 South Broad St.
Philadelphia, PA 19102
www.orth-rodgers.com

File Name : Columbus & Lombard Early Sat
Site Code : 00000000
Start Date : 2/18/2006
Page No : 3

Start Time	Chris Columbus BI Southbound						Lombard Circle Westbound						Chris Columbus BI Northbound						I-95 NB On (Ramp XN) Eastbound							
	Left	L Thru	C Thru	R Thru	Right	App. Total	Left	Thru	Right	App. Total	Left	U-Turns	L Thru	C Thru	R Thru	Right	App. Total	Left	Thru	Right	App. Total	Left	Thru	Right	App. Total	Int. Total
Peak Hour Analysis From 11:00 AM to 02:45 PM - Peak 1 of 1																										
Peak Hour for Entire Intersection Begins at 02:00 PM																										
02:00 PM	10	39	89	83	20	241	3	1	3	7	110	0	154	124	5	9	402	0	0	3	3	0	0	0	0	653
02:15 PM	9	52	92	90	23	266	5	1	3	9	102	0	128	121	6	9	366	0	0	3	3	0	0	0	0	644
02:30 PM	7	58	91	86	24	266	3	0	3	6	132	0	143	179	1	5	460	0	0	0	0	0	0	0	0	732
02:45 PM	6	60	101	88	25	280	3	1	1	5	148	0	160	186	0	11	505	0	0	1	1	0	0	0	0	791
Total Volume	32	209	373	347	92	1053	14	3	10	27	492	0	585	610	12	34	1733	0	0	7	7	0	0	0	0	2820
% App. Total	3	19.8	35.4	33	8.7	940	51.9	11.1	37	28.4	0	0	33.8	35.2	0.7	2	0	0	0	100	100	0	0	0	0	891
PHF	.800	.871	.923	.964	.920	.940	.700	.750	.833	.750	.831	.000	.914	.820	.500	.773	.858	.000	.000	.583	.583	.000	.000	.000	.583	891
Light Vehicles	31	209	373	340	92	1045	14	3	10	27	490	0	581	610	12	34	1727	0	0	7	7	0	0	0	0	2806
% Light Vehicles	96.9	100	100	98.0	100	99.2	100	100	100	100	99.6	0	99.3	100	100	100	99.7	0	0	100	100	0	0	0	0	99.5
Heavy Vehicles	1	0	0	5	0	6	0	0	0	0	2	0	4	0	0	0	6	0	0	0	0	0	0	0	0	12
% Heavy Vehicles	3.1	0	0	1.4	0	0.6	0	0	0	0	0.4	0	0.7	0	0	0	0.3	0	0	0	0	0	0	0	0	0.4
Buses	0	0	0	2	0	2	0	0	0	0	0	0	0	0	0	0	0	0	0	0	0	0	0	0	0	2
% Buses	0	0	0	0.6	0	0.2	0	0	0	0	0	0	0	0	0	0	0	0	0	0	0	0	0	0	0	0.1

