



Trans Associates  
 4955 Steubenville Pike  
 Suite 400  
 Pittsburgh, PA., 15205

File Name : AYHPL00\_05380\_FRANK\_#10\_Fri  
 Site Code : 53800010  
 Start Date : 12/2/2005  
 Page No : 2

Start Time	Southbound			Westbound			Washington Pl. Northbound			Bedford Av. Eastbound		
	Left	Thru	Right	Left	Thru	Right	Left	Thru	Right	Left	Thru	Right
Peak Hour From 09:00 PM to 09:45 PM - Peak 1 of 1												
Intersection	0	0	0	0	0	0	0	0	0	0	0	0
Volume	0	0	0	0	0	0	0	0	0	67	85	41
Percent	0.0	0.0	0.0	0.0	0.0	0.0	0.0	0.0	0.0	34.7	44.0	21.2
09:45 Volume	0	0	0	0	0	0	0	0	0	28	38	12
Peak Factor												
High Int. Volume	0	0	0	0	0	0	0	0	0	09:45 PM		
Peak Factor										28	38	12
										193	193	78
										0.619	0.619	0.619

Groups Printed- All Vehicles (Board # D4-1943)

Start Time	Southbound					Bedford Ave Westbound					Mario Lemieux PI Northbound					Bedford Ave Eastbound					Int. Total	
	Left	Thru	Right	T/B	App. Total	Left	To HOV	T/B	App. Total	To Ram p	To HOV	Right	T/B	App. Total	Hard Left Onto Ram p	Thru	Right	To HOV	App. Total	Exclu. Total		Inclu. Total
	Factor	1.0	1.0	1.0	1.0	1.0	1.0	1.0	1.0	1.0	1.0	1.0	1.0	1.0	1.0	1.0	1.0	1.0	1.0	1.0		1.0
06:00 PM	0	0	0	0	0	0	20	0	22	0	4	1	0	5	14	18	1	8	33	8	60	68
06:15 PM	0	0	0	0	0	18	3	0	21	1	0	0	0	1	11	19	2	2	32	2	54	56
06:30 PM	0	0	0	0	0	13	7	1	21	1	0	1	0	2	14	25	3	1	42	2	65	67
06:45 PM	0	0	0	0	0	16	3	0	19	4	0	0	0	4	2	18	1	1	21	1	44	45
<b>Total</b>	<b>0</b>	<b>0</b>	<b>0</b>	<b>0</b>	<b>0</b>	<b>49</b>	<b>33</b>	<b>1</b>	<b>83</b>	<b>6</b>	<b>4</b>	<b>2</b>	<b>0</b>	<b>12</b>	<b>41</b>	<b>80</b>	<b>7</b>	<b>12</b>	<b>128</b>	<b>13</b>	<b>223</b>	<b>236</b>
07:00 PM	0	0	0	0	0	22	0	0	22	4	0	0	0	4	10	25	2	3	37	3	63	66
07:15 PM	0	0	0	0	0	13	1	0	14	0	0	0	0	0	14	26	4	5	44	5	58	63
07:30 PM	0	0	0	0	0	14	3	0	18	0	1	0	0	1	13	22	2	6	37	6	56	62
07:45 PM	0	0	0	0	0	1	0	0	1	0	0	0	0	0	0	1	0	0	1	0	2	2
<b>Total</b>	<b>0</b>	<b>0</b>	<b>0</b>	<b>0</b>	<b>0</b>	<b>50</b>	<b>4</b>	<b>0</b>	<b>55</b>	<b>4</b>	<b>1</b>	<b>0</b>	<b>0</b>	<b>5</b>	<b>37</b>	<b>74</b>	<b>8</b>	<b>14</b>	<b>119</b>	<b>14</b>	<b>179</b>	<b>193</b>
08:00 PM	0	0	0	0	0	1	16	1	18	2	1	0	0	3	7	16	3	2	26	2	47	49
08:15 PM	0	0	0	0	0	19	1	0	20	0	0	0	0	0	11	29	5	2	45	2	65	67
08:30 PM	0	0	0	0	0	17	2	0	21	1	0	0	0	1	6	17	2	3	25	3	47	50
08:45 PM	0	0	0	0	0	12	0	0	14	1	0	0	1	1	7	11	1	2	19	3	34	37
<b>Total</b>	<b>0</b>	<b>0</b>	<b>0</b>	<b>0</b>	<b>0</b>	<b>64</b>	<b>4</b>	<b>0</b>	<b>73</b>	<b>4</b>	<b>1</b>	<b>0</b>	<b>1</b>	<b>5</b>	<b>31</b>	<b>73</b>	<b>11</b>	<b>9</b>	<b>115</b>	<b>10</b>	<b>193</b>	<b>203</b>
09:00 PM	0	0	0	0	0	1	14	2	17	1	0	0	0	1	4	14	0	3	18	3	36	39
09:15 PM	0	0	0	0	0	13	3	0	17	0	0	0	0	0	4	17	1	5	22	5	39	44
09:30 PM	0	0	0	0	0	21	2	0	23	0	0	0	0	0	3	15	1	2	19	2	42	44
09:45 PM	0	0	0	0	0	10	0	0	11	1	0	0	0	1	5	16	0	1	21	1	33	34
<b>Total</b>	<b>0</b>	<b>0</b>	<b>0</b>	<b>0</b>	<b>0</b>	<b>58</b>	<b>7</b>	<b>0</b>	<b>68</b>	<b>2</b>	<b>0</b>	<b>0</b>	<b>0</b>	<b>2</b>	<b>16</b>	<b>62</b>	<b>2</b>	<b>11</b>	<b>80</b>	<b>11</b>	<b>150</b>	<b>161</b>
<b>Grand Total</b>	<b>0</b>	<b>0</b>	<b>0</b>	<b>0</b>	<b>0</b>	<b>221</b>	<b>48</b>	<b>1</b>	<b>279</b>	<b>16</b>	<b>6</b>	<b>2</b>	<b>1</b>	<b>24</b>	<b>125</b>	<b>289</b>	<b>28</b>	<b>46</b>	<b>442</b>	<b>48</b>	<b>745</b>	<b>793</b>
<b>Approch %</b>	<b>0.0</b>	<b>0.0</b>	<b>0.0</b>	<b>0.0</b>	<b>0.0</b>	<b>79.2</b>	<b>17.2</b>		<b>66.7</b>	<b>25.0</b>	<b>8.3</b>			<b>28.3</b>	<b>65.4</b>	<b>6.3</b>			<b>59.3</b>	<b>6.1</b>	<b>93.9</b>	
<b>Total %</b>	<b>0.0</b>	<b>0.0</b>	<b>0.0</b>	<b>0.0</b>	<b>0.0</b>	<b>29.7</b>	<b>6.4</b>		<b>37.4</b>	<b>2.1</b>	<b>0.8</b>	<b>0.3</b>		<b>3.2</b>	<b>16.8</b>	<b>38.8</b>	<b>3.8</b>		<b>59.3</b>	<b>6.1</b>	<b>93.9</b>	

Start Time	Southbound					Bedford Ave Westbound					Mario Lemieux PI Northbound					Bedford Ave Eastbound					Int. Total	
	Left	Thru	Right	T/B	App. Total	Left	To HOV	T/B	App. Total	To Ram p	To HOV	Right	T/B	App. Total	Hard Left Onto Ramp	Thru	Right	To HOV	App. Total	Exclu. Total		Inclu. Total
	Factor	1.0	1.0	1.0	1.0	1.0	1.0	1.0	1.0	1.0	1.0	1.0	1.0	1.0	1.0	1.0	1.0	1.0	1.0	1.0		1.0
Peak Hour From 06:00 PM to 09:45 PM - Peak 1 of 1	0	0	0	0	0	1	64	11	76	9	0	1	10	40	94	10	144	230				
Intersection Volume	0	0	0	0	0	1.3	84.2	14.5	76	90.0	0.0	10.0	10	27.8	65.3	6.9	144	230				
Percent	0.0	0.0	0.0	0.0	0.0	1	13	7	21	1	0	1	2	14	25	3	42	65				
06:30 Volume	0	0	0	0	0	1	13	7	21	1	0	1	2	14	25	3	42	65				
Peak Factor	0	0	0	0	0	0.07	0.13	0.07	0.21	0.01	0.00	0.01	0.02	0.14	0.25	0.03	0.42	0.65				
High Int. Volume	0	0	0	0	0	07:00 PM	0	0	22	06:45 PM	0	0	07:15 PM	14	26	4	44	0.885				

Peak Factor

0.864

0.625

0.818





Groups Printed- All Vehicles (Board # T-3213)

Start Time	Washington PI Southbound					Centre Ave Westbound					Washington PI Northbound					Centre Ave Eastbound							
	Left	Thru	Right	T/B	App. Total	Left	Thru	Right	T/B	App. Total	Left	Thru	Right	T/B	App. Total	Left	Thru	Right	T/B	App. Total	Exclu. Total	Inclu. Total	Int. Total
Factor	1.0	1.0	1.0	1.0	1.0	1.0	1.0	1.0	1.0	1.0	1.0	1.0	1.0	1.0	1.0	1.0	1.0	1.0	1.0	1.0			
06:00 PM	4	22	1	1	27	11	19	14	4	44	4	57	5	0	66	5	26	12	1	43	6	180	186
06:15 PM	7	21	0	4	28	0	28	20	2	48	7	66	2	0	75	6	33	18	1	57	7	208	215
06:30 PM	9	11	1	2	21	6	29	14	2	49	2	41	3	0	46	4	23	11	0	38	4	154	158
06:45 PM	5	17	6	2	28	4	29	15	4	48	6	48	4	1	58	2	9	17	0	28	7	162	169
Total	25	71	8	9	104	21	105	63	12	189	19	212	14	1	245	17	91	58	2	166	24	704	728
07:00 PM	5	12	1	1	18	4	24	14	2	42	7	43	6	1	56	11	24	6	0	41	4	157	161
07:15 PM	9	23	0	3	32	4	19	26	1	49	8	60	6	0	74	2	21	14	0	37	4	192	196
07:30 PM	5	28	0	3	33	5	19	13	1	37	5	53	3	2	61	5	22	10	0	37	6	168	174
07:45 PM	7	12	1	0	20	3	24	16	2	43	5	35	4	0	44	2	19	13	0	34	2	141	143
Total	26	75	2	7	103	16	86	69	6	171	25	191	19	3	235	20	86	43	0	149	16	658	674
08:00 PM	5	13	1	1	19	1	18	11	0	30	8	44	2	0	54	2	22	6	0	30	1	133	134
08:15 PM	6	9	0	2	15	1	19	7	2	27	9	41	4	1	54	8	12	13	0	33	5	129	134
08:30 PM	4	11	2	1	17	2	10	13	2	25	9	42	3	0	54	5	18	8	0	31	3	127	130
08:45 PM	6	8	3	1	17	3	15	6	1	24	1	27	1	2	29	4	15	9	0	28	4	98	102
Total	21	41	6	5	68	7	62	37	5	106	27	154	10	3	191	19	67	36	0	122	13	487	500
09:00 PM	7	15	3	1	25	0	15	8	1	23	4	31	1	0	36	6	27	12	0	45	2	129	131
09:15 PM	4	15	0	0	19	4	19	9	1	32	7	38	3	1	48	7	11	11	0	29	2	128	130
09:30 PM	9	8	1	2	18	3	13	8	1	24	1	39	3	0	43	4	15	5	1	24	4	109	113
09:45 PM	7	18	4	1	29	0	12	3	0	15	3	52	3	0	58	2	14	12	0	28	1	130	131
Total	27	56	8	4	91	7	59	28	3	94	15	160	10	1	185	19	67	40	1	126	9	496	505
Grand Total	99	243	24	25	366	51	312	197	26	560	86	717	53	8	856	75	311	177	3	563	62	2345	2407
Approch %	27.0	66.4	6.6		15.6	9.1	55.7	35.2		23.9	10.0	83.8	6.2		36.5	13.3	55.2	31.4		24.0	2.6	97.4	
Total %	4.2	10.4	1.0			2.2	13.3	8.4			3.7	30.6	2.3			3.2	13.3	7.5					

Start Time	Washington PI Southbound					Centre Ave Westbound					Washington PI Northbound					Centre Ave Eastbound								
	Left	Thru	Right	T/B	App. Total	Left	Thru	Right	T/B	App. Total	Left	Thru	Right	T/B	App. Total	Left	Thru	Right	T/B	App. Total	Exclu. Total	Inclu. Total	Int. Total	
Peak Hour From 06:00 PM to 09:45 PM - Peak 1 of 1																								
Intersection 06:00 PM	25	24.0	7	21	0	71	68.3	21	0	25	25	24.0	7	21	0	71	68.3	21	0	25				
Volume	25	24.0	7	21	0	71	68.3	21	0	25	25	24.0	7	21	0	71	68.3	21	0	25				
Percent	24.0	24.0	7	21	0	68.3	68.3	21	0	25	24.0	24.0	7	21	0	68.3	68.3	21	0	25				
06:15 Volume	7	7	21	0	28	0	28	20		20	189	189	7	66	2	19	212	14		14	245	166	704	
Peak Factor	0.15	0.15	0.15	0.15	0.15	0.15	0.15	0.15		0.15	0.15	0.15	0.15		0.15	0.15	0.15	0.15		0.15	0.15	0.15	0.15	
High Int. 06:15 PM	7	7	21	0	28	0	28	20		20	189	189	7	66	2	19	212	14		14	245	166	704	
Volume	7	7	21	0	28	0	28	20		20	189	189	7	66	2	19	212	14		14	245	166	704	
Peak Factor	0.15	0.15	0.15	0.15	0.15	0.15	0.15	0.15		0.15	0.15	0.15	0.15		0.15	0.15	0.15	0.15		0.15	0.15	0.15	0.15	









Trans Associates  
 4955 Steubenville Pike  
 Suite 400  
 Pittsburgh, PA., 15205

File Name : AYHPL00\_05380\_#17\_Fri\_Nov25  
 Site Code : 05380017  
 Start Date : 11/25/2005  
 Page No : 1

Groups Printed- All Vehicles (Board # D1-2264)

Start Time	Crawford Ave Southbound					Centre Ave Westbound					Crawford Ave Northbound					Centre Ave Eastbound							
	Left	Thru	Right	T/B	App. Total	Left	Thru	Right	T/B	App. Total	Left	Thru	Right	T/B	App. Total	Left	Thru	Right	T/B	App. Total	Exclu. Total	Inclu. Total	Int. Total
Factor	1.0	1.0	1.0	1.0	1.0	1.0	1.0	1.0	1.0	1.0	1.0	1.0	1.0	1.0	1.0	1.0	1.0	1.0	1.0	1.0			
06:00 PM	2	5	5	1	12	5	23	3	3	31	10	18	4	4	32	6	20	16	6	42	14	117	131
06:15 PM	2	7	6	2	15	5	28	4	3	37	15	11	8	3	34	1	31	13	5	45	13	131	144
06:30 PM	4	5	6	0	15	5	23	5	2	33	11	10	4	1	25	5	23	7	4	35	7	108	115
06:45 PM	2	2	7	1	11	2	20	5	2	27	12	12	6	3	30	2	21	4	2	27	8	95	103
Total	10	19	24	4	53	17	94	17	10	128	48	51	22	11	121	14	95	40	17	149	42	451	493
07:00 PM	3	12	7	3	22	3	15	1	1	19	7	5	2	3	14	6	24	19	6	49	13	104	117
07:15 PM	4	6	8	0	18	4	21	0	4	25	12	5	13	1	30	4	26	17	5	47	10	120	130
07:30 PM	4	5	2	0	11	1	16	0	1	17	14	11	2	2	27	5	27	10	5	42	8	97	105
07:45 PM	3	6	5	3	14	2	18	3	2	23	7	6	8	3	21	2	26	14	5	42	13	100	113
Total	14	29	22	6	65	10	70	4	8	84	40	27	25	9	92	17	103	60	21	180	44	421	465
08:00 PM	0	5	3	0	8	5	13	1	0	19	5	11	7	3	23	7	20	14	2	41	5	91	96
08:15 PM	6	4	7	1	17	2	13	2	2	17	7	5	8	0	20	5	11	11	3	27	6	81	87
08:30 PM	4	5	4	2	13	4	10	0	3	14	5	9	7	1	21	2	19	4	2	25	8	73	81
08:45 PM	2	1	5	1	8	2	14	0	0	16	4	8	2	0	14	3	19	6	1	28	2	66	68
Total	12	15	19	4	46	13	50	3	5	66	21	33	24	4	78	17	69	35	8	121	21	311	332
09:00 PM	0	1	3	0	4	4	19	2	1	25	6	12	12	0	30	2	19	12	1	33	2	92	94
09:15 PM	3	4	9	2	16	2	21	4	1	27	1	11	6	1	18	2	17	6	1	25	5	86	91
09:30 PM	2	6	4	0	12	2	10	4	1	16	7	5	7	0	19	2	12	16	0	30	1	77	78
09:45 PM	0	5	5	0	10	6	10	1	2	17	5	9	7	1	21	7	15	9	1	31	4	79	83
Total	5	16	21	2	42	14	60	11	5	85	19	37	32	2	88	13	63	43	3	119	12	334	346
Grand Total	41	79	86	16	206	54	274	35	28	363	128	148	103	26	379	61	330	178	49	569	119	1517	1636
Approch %	19.9	38.3	41.7		14.9	75.5	9.6			23.9	33.8	39.1	27.2		25.0	10.7	58.0	31.3		37.5	7.3	92.7	
Total %	2.7	5.2	5.7		13.6	3.6	18.1	2.3		23.9	8.4	9.8	6.8		25.0	4.0	21.8	11.7		37.5	7.3	92.7	

Start Time	Crawford Ave Southbound					Centre Ave Westbound					Crawford Ave Northbound					Centre Ave Eastbound								
	Left	Thru	Right	T/B	App. Total	Left	Thru	Right	T/B	App. Total	Left	Thru	Right	T/B	App. Total	Left	Thru	Right	T/B	App. Total	Exclu. Total	Inclu. Total	Int. Total	
Peak Hour From 06:00 PM to 09:45 PM - Peak 1 of 1																								
Intersection	10	19	24		53	17	94	17	10	128	48	51	22	11	121	14	95	40	17	149	42	451	493	
Volume	18.9	35.8	45.3		15	13.3	73.4	13.3	4	37	39.7	42.1	18.2		34	9.4	63.8	26.8		45	131	144	155	
Percent	2	7	6		15	5	28	4		37	15	11	8		34	1	31	13		45	108	115	125	
Peak Factor					0.883					0.865					0.890						0.828			
High Int. Volume	2	7	6		15	5	28	4		37	15	11	8		34	1	31	13		45	108	115	125	
Peak Factor					0.883					0.865					0.890						0.828			



Trans Associates  
 4955 Steubenville Pike  
 Suite 400  
 Pittsburgh, PA., 15205

File Name : AYHPL00\_05380\_#18\_FRI\_6-10  
 Site Code : 05380018  
 Start Date : 12/2/2005  
 Page No : 2

Start Time	Devilliers Southbound			Centre Ave Westbound			Devilliers/Dinwiddie Northbound			Centre Ave Eastbound		
	Left	Right	App. Total	Left	Right	App. Total	Left	Right	App. Total	Left	Right	App. Total
Peak Hour From 09:00 PM to 09:45 PM - Peak 1 of 1												
Intersection 09:00 PM	1	13	14	4	17	125	2	1	3	28	4	147
Volume	0	0.0	0.0	3.2	13.6	83.2	66.7	0.0	19.0	115	78.2	289
Percent	0	5	5	1	6	37	1	0	1	5	25	31
09:00 Volume												
Peak Factor												
High Int. Volume	0	5	5	09:00 PM	6	44	09:00 PM	0	09:30 PM	34	0	41
Volume	0	5	5	1	6	44	1	0	7	7	0	41
Peak Factor			0.700			0.710			0.750			0.896



Trans Associates  
 4955 Steubenville Pike  
 Suite 400  
 Pittsburgh, PA., 15205

File Name : AYHPL00\_05380\_#18\_FRI\_6-10  
 Site Code : 05380018  
 Start Date : 12/2/2005  
 Page No : 1

Start Time	Devilliers Southbound						Centre Ave Westbound						Devilliers/Dinwiddle Northbound						Centre Ave Eastbound					
	Left	Thru	Right	T/B	App. Total		Left	Thru	Right	T/B	App. Total		Left	Thru	Right	T/B	App. Total		Left	Thru	Right	T/B	App. Total	
	1.0	1.0	1.0	1.0	1.0		1.0	1.0	1.0	1.0	1.0		1.0	1.0	1.0	1.0	1.0		1.0	1.0	1.0	1.0	1.0	
Factor	1.0	1.0	1.0	1.0	1.0		1.0	1.0	1.0	1.0	1.0		1.0	1.0	1.0	1.0	1.0		1.0	1.0	1.0	1.0	1.0	
06:00 PM	0	0	0	0	0		11	0	0	0	11		4	0	18	0	22		0	0	6	0	6	
06:15 PM	0	0	0	0	0		13	0	0	0	13		1	0	19	0	19		0	0	13	1	13	
06:30 PM	0	0	0	0	0		13	0	0	0	13		2	0	18	0	21		0	0	4	0	4	
06:45 PM	0	0	0	0	0		10	0	0	0	10		3	0	15	0	18		0	0	5	0	5	
Total	0	0	0	0	0		47	0	0	0	47		10	0	70	0	80		0	0	28	1	28	
07:00 PM	0	0	0	0	0		9	0	0	0	9		2	0	20	1	22		0	0	6	0	6	
07:15 PM	0	0	0	0	0		17	0	0	0	17		3	0	11	0	14		0	0	14	0	14	
07:30 PM	0	0	0	0	0		6	0	0	0	6		1	0	8	0	9		0	0	6	0	6	
07:45 PM	0	0	0	0	0		15	0	0	0	15		1	0	17	0	18		0	0	2	0	2	
Total	0	0	0	0	0		47	0	0	0	47		7	0	56	1	63		0	0	28	0	28	
08:00 PM	0	0	0	0	0		10	0	0	0	10		3	0	12	0	15		0	0	3	0	3	
08:15 PM	0	0	0	0	0		6	0	0	0	6		2	0	13	0	15		0	0	6	0	6	
08:30 PM	0	0	0	0	0		9	0	0	0	9		4	0	12	0	16		0	0	7	0	7	
08:45 PM	0	0	0	0	0		17	0	0	0	17		1	0	9	0	10		0	0	6	0	6	
Total	0	0	0	0	0		42	0	0	0	42		10	0	46	0	56		0	0	22	0	22	
09:00 PM	0	0	0	0	0		14	0	0	0	14		3	0	12	0	15		0	0	5	0	5	
09:15 PM	0	0	0	0	0		10	0	0	0	10		1	0	11	0	12		0	0	4	0	4	
09:30 PM	0	0	0	0	0		6	0	0	0	6		2	0	9	0	11		0	0	5	0	5	
09:45 PM	0	0	0	0	0		7	0	0	0	7		1	0	9	0	10		0	0	3	0	3	
Total	0	0	0	0	0		37	0	0	0	37		7	0	41	0	48		0	0	17	0	17	
Grand Total	0	0	0	0	0		173	0	0	0	173		34	0	213	1	247		0	0	95	1	95	
Approach %	0.0	0.0	0.0	0.0	0.0		100.0	0.0	0.0	0.0	100.0		13.8	0.0	86.2	0.0	100.0		0.0	0.0	100.0	0.0	100.0	
Total %	0.0	0.0	0.0	0.0	0.0		33.6	0.0	0.0	0.0	33.6		6.6	0.0	41.4	0.0	48.0		0.0	0.0	18.4	0.0	18.4	

Start Time	Devilliers Southbound						Centre Ave Westbound						Devilliers/Dinwiddle Northbound						Centre Ave Eastbound					
	Left	Thru	Right	T/B	App. Total		Left	Thru	Right	T/B	App. Total		Left	Thru	Right	T/B	App. Total		Left	Thru	Right	T/B	App. Total	
	1.0	1.0	1.0	1.0	1.0		1.0	1.0	1.0	1.0	1.0		1.0	1.0	1.0	1.0	1.0		1.0	1.0	1.0	1.0	1.0	
Peak Hour From 06:00 PM to 09:45 PM - Peak 1 of 1	0	0	0	0	0		47	0	0	0	47		10	0	70	0	80		0	0	28	1	28	
Intersection 06:00 PM	0	0	0	0	0		100.0	0.0	0.0	0.0	100.0		12.5	0.0	87.5	0.0	100.0		0.0	0.0	100.0	0.0	100.0	
Volume	0	0	0	0	0		0	0	0	0	0		1	0	18	0	19		0	0	13	0	13	
Percent	0.0	0.0	0.0	0.0	0.0		0	0	0	0	0		0.0	0.0	0.0	0.0	0.0		0.0	0.0	0.0	0.0	0.0	
06:15 Volume	0	0	0	0	0		0	0	0	0	0		1	0	18	0	19		0	0	13	0	13	
Peak Factor	0	0	0	0	0		0	0	0	0	0		0.0600 PM	0	0.0615 PM	0	0.0615 PM		0	0	0.0615 PM	0	0.0615 PM	
High Int. 5:45:00 PM	0	0	0	0	0		13	0	0	0	13		4	0	18	0	22		0	0	13	0	13	
Volume	0	0	0	0	0		0	0	0	0	0		0.904	0	0.909	0	0.909		0	0	0.538	0	0.538	
Peak Factor	0	0	0	0	0		0	0	0	0	0		0.904	0	0.909	0	0.909		0	0	0.538	0	0.538	



Trans Associates  
 4955 Steubenville Pike  
 Suite 400  
 Pittsburgh, PA., 15205

File Name : AYHPL00\_05380\_#18\_FRI\_6-10  
 Site Code : 05380018  
 Start Date : 12/2/2005  
 Page No : 2

Start Time	Devillers Southbound			Centre Ave Westbound			Devillers/Dinwiddle Northbound			Centre Ave Eastbound			Int. Total			
	Left	Thru	Right	Left	Thru	Right	Left	Thru	Right	Left	Thru	Right		App. Total	App. Total	App. Total
Peak Hour From 09:00 PM to 09:45 PM - Peak 1 of 1																
Intersection	0	0	0	0	0	0	0	0	41	0	0	17				
Volume	0.0	0.0	0.0	0.0	0.0	85.4	0.0	0.0	100.0	0.0	0.0	100.0				
Percent	0	0	0	0	0	12	0	0	5	0	0	5				
09:00 Volume	0	0	0	0	0	14	0	0	15	0	0	5				
Peak Factor																
High Int. Volume	0	0	0	0	0	14	0	0	12	0	0	5				
Peak Factor																

Trans Associates  
 4955 Steubenville Pike  
 Suite 400  
 Pittsburgh, PA., 15205

File Name : AYHPL00\_05380\_#19\_Fri\_Nov25  
 Site Code : 05380019  
 Start Date : 11/25/2005  
 Page No : 1

Groups Printed- All Vehicles (Board # D4-3473)

Start Time	Washington PI Southbound					Colwell Westbound					Washington PI Northbound					Garage Eastbound							
	Left	Thru	Right	T/B	App. Total	Left	Thru	Right	T/B	App. Total	Left	Thru	Right	T/B	App. Total	Left	Thru	Right	T/B	App. Total	Exclu. Total	Inclu. Total	Int. Total
Factor	1.0	1.0	1.0	1.0	1.0	1.0	1.0	1.0	1.0	1.0	1.0	1.0	1.0	1.0	1.0	1.0	1.0	1.0	1.0	1.0			
06:00 PM	15	35	1	0	51	3	0	5	0	8	1	51	0	0	52	4	0	6	0	10	0	121	121
06:15 PM	9	33	1	1	43	2	0	16	0	18	1	56	4	0	61	3	1	3	0	7	1	129	130
06:30 PM	6	30	2	1	38	3	0	6	0	9	0	44	2	0	46	2	0	5	0	7	1	100	101
06:45 PM	14	23	0	1	37	0	0	5	0	5	0	55	2	2	57	2	1	1	0	4	3	103	106
Total	44	121	4	3	169	8	0	32	0	40	2	206	8	2	216	11	2	15	0	28	5	453	458
07:00 PM	3	33	0	0	36	1	0	5	0	6	1	44	0	0	45	2	0	3	0	5	0	92	92
07:15 PM	6	41	1	0	48	3	0	3	0	6	1	52	5	1	58	3	0	4	0	7	1	119	120
07:30 PM	8	44	1	0	53	6	0	3	0	9	0	55	2	1	57	1	0	0	0	1	1	120	121
07:45 PM	12	22	0	0	34	1	0	4	0	5	0	40	1	0	41	0	0	3	0	3	0	83	83
Total	29	140	2	0	171	11	0	15	0	26	2	191	8	2	201	6	0	10	0	16	2	414	416
08:00 PM	9	25	0	0	34	1	0	3	0	4	1	56	0	0	57	0	0	0	0	0	0	95	95
08:15 PM	3	17	2	0	22	1	0	4	0	5	0	43	3	1	46	1	0	0	0	1	1	74	75
08:30 PM	5	18	0	0	23	2	0	5	0	7	3	33	1	0	37	0	0	2	0	2	0	69	69
08:45 PM	2	13	0	0	15	0	0	2	0	2	0	22	1	1	23	1	0	0	0	1	1	41	42
Total	19	73	2	0	94	4	0	14	0	18	4	154	5	2	163	2	0	2	0	4	2	279	281
09:00 PM	2	29	0	0	31	1	0	2	0	3	0	44	3	0	47	0	0	1	0	1	0	82	82
09:15 PM	2	24	0	0	26	2	0	3	1	5	0	42	0	1	42	0	0	0	0	0	2	73	75
09:30 PM	4	13	0	0	17	0	0	2	0	2	0	43	2	0	45	1	0	0	0	1	0	65	65
09:45 PM	14	21	0	1	35	0	0	3	0	3	2	52	0	0	54	0	0	0	0	0	1	92	93
Total	22	87	0	1	109	3	0	10	1	13	2	181	5	1	188	1	0	1	0	2	3	312	315
Grand Total	114	421	8	4	543	26	0	71	1	97	10	732	26	7	768	20	2	28	0	50	12	1458	1470
Approch %	21.0	77.5	1.5		26.8	0.0	73.2			6.7	1.3	95.3	3.4		52.7	40.0	4.0	56.0		3.4	0.8	99.2	
Total %	7.8	28.9	0.5		37.2	1.8	0.0	4.9		6.7	0.7	50.2	1.8		52.7	1.4	0.1	1.9		3.4	0.8	99.2	

Start Time	Washington PI Southbound					Colwell Westbound					Washington PI Northbound					Garage Eastbound								
	Left	Thru	Right	T/B	App. Total	Left	Thru	Right	T/B	App. Total	Left	Thru	Right	T/B	App. Total	Left	Thru	Right	T/B	App. Total	Exclu. Total	Inclu. Total	Int. Total	
Peak Hour From 06:00 PM to 09:45 PM - Peak 1 of 1																								
Intersection	06:00 PM																							
Volume	44	121	4		169	8	0	32		40	2	206	8		216	11	2	15		28			453	
Percent	26.0	71.6	2.4		43	20.0	0.0	80.0		18	0.9	95.4	3.7		61	39.3	7.1	53.6		7			129	
Peak Factor	9	33	1		0.828	2	0	16		0.556	1	56	4		0.885	3	1	3		0.878				
High Int. Volume	15	35	1		51	2	0	16		18	1	56	4		61	4	0	6		10				
Peak Factor	0.600 PM				0.828	0.615 PM				0.556	0.615 PM				0.885	0.600 PM				0.700				

Trans Associates  
 4955 Steubenville Pike  
 Suite 400  
 Pittsburgh, PA., 15205

File Name : AYHPL00\_05380\_#19\_Fri\_Nov25  
 Site Code : 05380019  
 Start Date : 11/25/2005  
 Page No : 2

Start Time	Washington PI Southbound			Colwell Westbound			Washington PI Northbound			Garage Eastbound				
	Left	Thru	Right	Left	Thru	Right	Left	Thru	Right	Left	Thru	Right		
Peak Hour From 09:00 PM to 09:45 PM - Peak 1 of 1														
Intersection														
Volume	22	87	0	0	10	13	2	181	5	1	0	1	2	312
Percent	20.2	79.8	0.0	0.0	76.9	3	1.1	96.3	2.7	50.0	0.0	50.0	0	92
09:45 Volume	14	21	0	0	3	3	2	52	0	0	0	0	0	0.848
Peak Factor														
High Int. Volume	14	21	0	0	3	5	09:45 PM 2	09:45 PM 52	0	09:00 PM 0	0	09:00 PM 1	1	0.500
Peak Factor				0.779		0.650				0.870				







Trans Associates  
 4955 Steubenville Pike  
 Suite 400  
 Pittsburgh, PA., 15205

File Name : AYHPL00\_05380\_#22\_FRI\_6-10  
 Site Code : 05380022  
 Start Date : 12/2/2005  
 Page No : 1

Start Time	Groups Printed- Unshifted												Int. Total								
	Southbound				Westbound				Armstrong Tun. Northbound					Fifth Ave Eastbound							
	Left	Thru	Right	T/B	App. Total	Left	Thru	Right	T/B	App. Total	Left	Thru		Right	T/B	App. Total	Exclu. Total	Inclu. Total			
Factor	1.0	1.0	1.0	1.0	1.0	1.0	1.0	1.0	1.0	1.0	1.0	1.0	1.0	1.0	1.0						
06:00 PM	0	0	0	0	0	0	0	0	0	0	27	0	70	1	81	100	8	182	9	279	288
06:15 PM	0	0	0	0	0	9	0	108	1	117	0	90	98	13	188	14	305	319	14	305	319
06:30 PM	1	0	0	0	1	24	0	72	1	96	0	88	79	9	167	10	264	274	10	264	274
06:45 PM	0	0	0	0	0	15	0	60	1	75	0	82	88	10	170	11	245	256	11	245	256
Total	1	0	0	0	1	75	0	310	4	385	1	341	365	40	707	44	1093	1137	44	1093	1137
07:00 PM	0	0	0	0	0	12	0	78	0	90	0	83	96	8	179	8	269	277	8	269	277
07:15 PM	0	0	0	0	0	17	0	69	1	86	0	64	58	6	122	7	208	215	7	208	215
07:30 PM	0	0	0	0	0	9	0	54	1	63	0	80	63	9	143	10	206	216	10	206	216
07:45 PM	0	0	0	0	0	8	0	47	1	55	0	49	51	5	100	6	155	161	6	155	161
Total	0	0	0	0	0	46	0	248	3	294	0	276	268	28	544	31	838	869	31	838	869
08:00 PM	0	0	0	0	0	8	0	57	1	65	0	53	56	8	109	9	174	183	9	174	183
08:15 PM	0	0	0	0	0	19	0	55	0	74	0	32	53	4	85	4	159	163	4	159	163
08:30 PM	0	0	0	0	0	5	0	66	0	71	0	64	52	7	116	7	187	194	7	187	194
08:45 PM	0	0	0	0	0	6	0	60	0	66	1	51	50	3	102	3	168	171	3	168	171
Total	0	0	0	0	0	38	0	238	1	276	1	200	211	22	412	23	688	711	23	688	711
09:00 PM	1	0	0	0	1	4	0	40	0	44	0	55	44	5	99	5	144	149	5	144	149
09:15 PM	0	0	0	0	0	16	0	40	0	56	0	44	49	5	93	5	149	154	5	149	154
09:30 PM	0	0	0	0	0	11	0	58	0	69	0	36	71	5	107	5	176	181	5	176	181
09:45 PM	0	0	0	0	0	16	0	63	1	79	0	50	49	5	99	6	178	184	6	178	184
Total	1	0	0	0	1	47	0	201	1	248	0	185	213	20	398	21	647	668	21	647	668
Grand Total	2	0	0	0	2	206	0	997	9	1203	2	1002	1057	110	2061	119	3266	3385	119	3266	3385
Approch %	100.0	0.0	0.0	0.0	0.1	17.1	0.0	82.9	9	36.8	0.1	48.6	51.3								
Total %	0.1	0.0	0.0	0.0	0.0	6.3	0.0	30.5			0.1	30.7	32.4		63.1	3.5	96.5				
Start Time	Southbound				Westbound				Armstrong Tun. Northbound				Fifth Ave Eastbound								
Peak Hour From	Left	Thru	Right	T/B	App. Total	Left	Thru	Right	T/B	App. Total	Left	Thru	Right	T/B	App. Total	Exclu. Total	Inclu. Total				
06:00 PM to 09:45 PM - Peak 1 of 1	1	0	0	0	1	0	0	0	0	0	27	0	70	1	81	100	8				
Intersection	06:00 PM				06:00 PM				06:00 PM				06:00 PM								
Volume	1	0	0	0	1	0	0	0	0	0	27	0	70	1	81	100	8				
Percent	100.0	0.0	0.0	0.0	0.0	0.0	0.0	0.0	0.0	0.0	9	0	108	1	97	14	305				
06:15 Volume	0	0	0	0	0	24	0	72	1	96	0	88	79	9	167	10	264				
Peak Factor	0	0	0	0	0	15	0	60	1	75	0	82	88	10	170	11	245				
High Int. Volume	06:30 PM	5:45:00 PM				06:15 PM				06:15 PM				06:15 PM							
Peak Factor	1	0	0	0	0.250	0	0	9	0	108	0	117	98	90	98	31	838				
											0.823										

Trans Associates  
 4955 Steubenville Pike  
 Suite 400  
 Pittsburgh, PA., 15205

File Name : AYHPL00\_05380\_#22\_FRI\_6-10  
 Site Code : 05380022  
 Start Date : 12/2/2005  
 Page No : 2

Start Time Peak Hour From Intersection	Southbound			Westbound			Armstrong Tun. Northbound			Fifth Ave Eastbound			Int. Total					
	Left	Thru	Right	Left	Thru	Right	Left	Thru	Right	Left	Thru	Right						
09:00 PM to 09:45 PM - Peak 1 of 1	1	0	0	0	0	0	0	0	0	0	0	0	248	0	185	213	398	647
Volume	1	0	0	0	0	0	0	0	0	0	0	0	248	0	185	213	398	647
Percent	100.0	0.0	0.0	0.0	0.0	0.0	19.0	0.0	81.0	0.0	0.0	0.0	79	0.0	46.5	53.5	99	178
09:45 Volume	0	0	0	0	0	0	16	0	63	0	0	0	79	0	50	49	99	178
Peak Factor	0	0	0	0	0	0	0.250	0	0.250	0	0	0	0.250	0	0.250	0.250	0.250	0.250
High Int.	09:00 PM						09:45 PM						09:30 PM					
Volume	1	0	0	0	0	0	16	0	63	0	0	0	79	0	36	71	107	107
Peak Factor													0.785					0.930

Trans Associates  
 4955 Steubenville Pike  
 Suite 400  
 Pittsburgh, PA., 15205

File Name : AYHPL00\_05380\_#23\_Fri\_Nov25  
 Site Code : 05380023  
 Start Date : 11/25/2005  
 Page No : 1

Groups Printed- All Vehicles (Board # D11-1683)

Start Time	Chatham Sq Southbound				Forbes Ave Westbound				McAnulty Northbound				Forbes Ave Eastbound											
	Left	Thru	Right	T/B	App. Total	Left	Thru	Right	T/B	App. Total	Left	Thru	Right	T/B	App. Total	Left	Thru	Right	T/B	App. Total	Exclu. Total	Inclu. Total	Int. Total	
Factor	1.0	1.0	1.0	1.0		1.0	1.0	1.0	1.0		1.0	1.0	1.0	1.0		1.0	1.0	1.0	1.0					
06:00 PM	12	1	0	0	13	2	1	0	0	3	0	1	2	0	3	34	44	1	7	79	7	98	105	
06:15 PM	11	4	0	0	15	0	0	0	0	0	2	0	0	0	2	35	48	0	7	83	7	100	107	
06:30 PM	18	1	0	1	19	0	0	0	0	0	2	2	0	0	4	28	60	0	7	88	8	111	119	
06:45 PM	11	0	0	1	11	0	0	0	0	0	1	0	0	0	1	33	62	2	7	97	8	109	117	
Total	52	6	0	2	58	2	1	0	0	3	0	6	4	0	10	130	214	3	28	347	30	418	448	
07:00 PM	13	2	0	0	15	0	0	0	0	0	1	3	0	0	4	26	43	2	4	71	4	90	94	
07:15 PM	13	5	0	1	18	0	0	0	0	0	3	2	0	0	5	28	70	0	2	98	3	121	124	
07:30 PM	22	0	0	0	22	0	0	0	0	0	2	0	0	0	2	34	47	1	6	82	6	106	112	
07:45 PM	13	2	0	0	15	0	0	0	0	0	1	1	0	0	2	26	33	3	5	62	5	79	84	
Total	61	9	0	1	70	0	0	0	0	0	7	6	0	0	13	114	193	6	17	313	18	396	414	
08:00 PM	12	0	0	0	12	0	0	0	0	0	2	0	0	0	2	32	38	1	6	71	6	85	91	
08:15 PM	7	2	0	0	9	0	0	0	0	0	2	0	0	0	2	33	27	3	2	63	2	74	76	
08:30 PM	12	2	0	0	14	0	0	0	0	0	3	3	0	0	6	23	32	2	5	57	5	77	82	
08:45 PM	7	0	0	0	7	0	0	0	0	0	0	1	0	0	1	27	25	1	3	53	3	61	64	
Total	38	4	0	0	42	0	0	0	0	0	7	4	0	0	11	115	122	7	16	244	16	297	313	
09:00 PM	9	2	0	0	11	0	0	0	0	0	1	3	0	0	4	28	34	0	5	62	5	77	82	
09:15 PM	7	3	0	0	10	0	0	0	0	0	2	1	0	0	3	26	37	4	6	67	6	80	86	
09:30 PM	6	1	0	0	7	0	0	0	0	0	2	3	0	0	5	30	34	2	4	66	4	78	82	
09:45 PM	13	2	0	0	15	0	0	0	0	0	0	3	0	0	3	36	49	2	5	87	5	105	110	
Total	35	8	0	0	43	0	0	0	0	0	5	10	0	0	15	120	154	8	20	282	20	340	360	
Grand Total	186	27	0	3	213	2	1	0	0	3	0	25	24	0	49	479	683	24	81	1186	84	1451	1535	
Approch %	87.3	12.7	0.0		66.7	33.3	0.0			0.2	0.0	51.0	49.0		40.4	57.6	2.0							
Total %	12.8	1.9	0.0		14.7	0.1	0.0			0.2	0.0	1.7	1.7		33.0	47.1	1.7				5.5	94.5		

Start Time	Chatham Sq Southbound				Forbes Ave Westbound				McAnulty Northbound				Forbes Ave Eastbound											
	Left	Thru	Right	T/B	App. Total	Left	Thru	Right	T/B	App. Total	Left	Thru	Right	T/B	App. Total	Left	Thru	Right	T/B	App. Total	Exclu. Total	Inclu. Total	Int. Total	
Peak Hour From 06:00 PM to 09:45 PM - Peak 1 of 1																								
Intersection	55	8	0		63	0	0	0		0	0	7	7		14	115	235	4			4	354	431	
Volume	87.3	12.7	0.0		18	0.0	0.0	0.0		0.0	0.0	50.0	50.0		5	32.5	66.4	1.1			1.1	98	121	
Percent	13	5	0		19	0	0	0		0	0	3	2		5	28	70	0			0	98	0.890	
Peak Factor																								
High Int. Volume	06:30 PM	18	1	0	19	5:45:00 PM	0	0	0	0	0	3	2		5	07:15 PM	70	0			0	98		
Peak Factor					0.829										0.700							0.903		



Trans Associates  
 4955 Steubenville Pike  
 Suite 400  
 Pittsburgh, PA., 15205

File Name : AYHPL00\_05380\_#23\_Fri\_Nov25  
 Site Code : 05380023  
 Start Date : 11/25/2005  
 Page No : 2

Start Time	Chatham Sq Southbound			Forbes Ave Westbound			McAnulty Northbound			Forbes Ave Eastbound		
	Left	Thru	Right / App. Total	Left	Thru	Right	Left	Thru	Right	Left	Thru	Right
Peak Hour From 09:00 PM to 09:45 PM - Peak 1 of 1												
Intersection 09:00 PM	35	8	0	0	0	0	0	5	10	120	154	8
Volume	81.4	18.6	0.0	0.0	0.0	0.0	0.0	33.3	66.7	42.6	54.6	2.8
Percent	13	2	0	0	0	0	0	0	3	36	49	2
09:45 Volume												
Peak Factor												
High Int. 09:45 PM	13	2	0	0	0	0	0	2	3	09:45 PM	49	2
Volume										36	87	87
Peak Factor										0.750	0.810	0.810



Trans Associates  
 4955 Steubenville Pike  
 Suite 400  
 Pittsburgh, PA., 15205

File Name : AYHPL00\_05380\_#26\_Fri\_Nov25  
 Site Code : 53800026  
 Start Date : 11/25/2005  
 Page No : 1

Groups Printed- All Vehicles (Board # D4-4435)

Start Time	Grant St Southbound						First Ave Westbound						Grant St Northbound						Eastbound									
	Left	Thru	Right	T/B	App. Total	Left	Thru	Right	T/B	App. Total	Left	Thru	Right	T/B	App. Total	Left	Thru	Right	T/B	App. Total	Left	Thru	Right	T/B	App. Total			
	1.0	1.0	1.0	1.0	1.0	1.0	1.0	1.0	1.0	1.0	1.0	1.0	1.0	1.0	1.0	1.0	1.0	1.0	1.0	1.0	1.0	1.0	1.0	1.0	1.0			
Factor	7	38	0	1	45	19	0	3	1	22	0	61	30	1	91	0	0	0	0	0	0	0	0	0	0	3	158	161
06:00 PM	8	53	0	0	61	34	0	5	1	39	0	59	47	2	106	0	0	0	0	0	0	0	0	0	0	3	206	209
06:15 PM	10	54	0	0	64	21	0	3	0	24	0	54	27	4	81	0	0	0	0	0	0	0	0	0	0	4	169	173
06:30 PM	10	46	0	0	56	26	0	4	0	30	0	60	47	0	107	0	0	0	0	0	0	0	0	0	0	0	193	193
06:45 PM	35	191	0	1	226	100	0	15	2	115	0	234	151	7	385	0	0	0	0	0	0	0	0	0	0	10	726	736
Total	5	51	0	0	56	31	0	3	0	34	0	64	34	2	98	0	0	0	0	0	0	0	0	0	0	2	188	190
07:00 PM	7	54	0	1	61	24	0	6	1	30	0	70	41	1	111	0	0	0	0	0	0	0	0	0	0	3	202	205
07:15 PM	4	60	1	0	65	31	0	2	2	33	0	73	33	0	106	0	0	0	0	0	0	0	0	0	0	2	204	206
07:30 PM	10	53	0	0	63	28	0	2	0	30	0	48	24	0	72	0	0	0	0	0	0	0	0	0	0	0	165	165
07:45 PM	26	218	1	1	245	114	0	13	3	127	0	255	132	3	387	0	0	0	0	0	0	0	0	0	0	7	759	766
Total	8	54	0	0	62	14	0	1	1	15	0	55	15	1	70	0	0	0	0	0	0	0	0	0	0	2	147	149
08:00 PM	4	46	0	0	50	22	0	3	2	25	0	52	30	1	82	0	0	0	0	0	0	0	0	0	0	3	157	160
08:15 PM	3	33	0	0	36	18	0	3	2	21	0	34	25	1	59	0	0	0	0	0	0	0	0	0	0	3	116	119
08:30 PM	6	36	0	1	42	21	0	4	1	25	0	50	27	0	77	0	0	0	0	0	0	0	0	0	0	2	144	146
08:45 PM	21	169	0	1	190	75	0	11	6	86	0	191	97	3	288	0	0	0	0	0	0	0	0	0	0	10	564	574
Total	6	45	0	0	51	28	0	2	0	30	0	34	24	0	58	0	0	0	0	0	0	0	0	0	0	0	139	139
09:00 PM	2	30	0	0	32	30	0	7	0	37	0	36	25	2	61	0	0	0	0	0	0	0	0	0	0	2	130	132
09:15 PM	8	37	0	0	45	25	0	1	1	26	0	53	27	1	80	0	0	0	0	0	0	0	0	0	0	2	151	153
09:30 PM	8	33	0	0	41	19	0	3	0	22	0	35	22	0	57	0	0	0	0	0	0	0	0	0	0	0	120	120
09:45 PM	24	145	0	0	169	102	0	13	1	115	0	158	98	3	256	0	0	0	0	0	0	0	0	0	0	4	540	544
Total	106	723	1	3	830	391	0	52	12	443	0	838	478	16	1316	0	0	0	0	0	0	0	0	0	0	31	2589	2620
Approach %	12.8	87.1	0.1		88.3	0.0	11.7			17.1	0.0	63.7	36.3		50.8	0.0	0.0	0.0		0.0	0.0	0.0	0.0		0.0	1.2	98.8	
Total %	4.1	27.9	0.0		32.1	15.1	0.0	2.0		17.1	0.0	32.4	18.5		50.8	0.0	0.0	0.0		0.0	0.0	0.0	0.0		0.0			

Start Time	Grant St Southbound						First Ave Westbound						Grant St Northbound						Eastbound									
	Left	Thru	Right	T/B	App. Total	Left	Thru	Right	T/B	App. Total	Left	Thru	Right	T/B	App. Total	Left	Thru	Right	T/B	App. Total	Left	Thru	Right	T/B	App. Total			
	1.0	1.0	1.0	1.0	1.0	1.0	1.0	1.0	1.0	1.0	1.0	1.0	1.0	1.0	1.0	1.0	1.0	1.0	1.0	1.0	1.0	1.0	1.0	1.0	1.0			
Peak Hour From 06:00 PM to 09:45 PM - Peak 1 of 1	26	211	1		238	112	0	15		127	0	267	155		422	0	0	0		0	0	0	0		0	0	0	0
Intersection 06:45 PM	10.9	88.7	0.4		88.2	88.2	0.0	11.8		33	0.0	63.3	36.7		106	0.0	0.0	0.0		0.0	0.0	0.0	0.0		0.0	0.0	0.0	0.0
Peak Factor	4	60	1		65	31	0	2		33	0	73	33		106	0	0	0		0	0	0	0		0	0	0	0.964
High Int. 07:30 PM	4	60	1		65	31	0	3		34	0	70	41		111	0	0	0		0	0	0	0		0	0	0	0.964
Volume	4	60	1		65	31	0	3		34	0	70	41		111	0	0	0		0	0	0	0		0	0	0	0.964
Peak Factor	4	60	1		65	31	0	3		34	0	70	41		111	0	0	0		0	0	0	0		0	0	0	0.964

Trans Associates  
 4955 Steubenville Pike  
 Suite 400  
 Pittsburgh, PA., 15205

File Name : AYHPL00\_05380\_#27\_Fri\_Nov25  
 Site Code : 53800027  
 Start Date : 11/25/2005  
 Page No : 1

Groups Printed- All Vehicles (Board # D4-4437)

Start Time	Grant St Southbound						Parkway Off-Ramp Westbound						Parkway Off-Ramp Northbound						Fort Pitt Blvd Eastbound								
	Left	Thru	Right	T/B	App. Total		Left	Thru	Right	T/B	App. Total		Left	Thru	Right	T/B	App. Total		Left	Thru	Right	T/B	App. Total		Exclu. Total	Inclu. Total	Int. Total
	1.0	1.0	1.0	1.0	1.0		1.0	1.0	1.0	1.0	1.0		1.0	1.0	1.0	1.0	1.0		1.0	1.0	1.0	1.0	1.0				
Factor	1.0	1.0	1.0	1.0	1.0		1.0	1.0	1.0	1.0	1.0		1.0	1.0	1.0	1.0	1.0		1.0	1.0	1.0	1.0	1.0				
06:00 PM	0	41	17	2	58		26	24	0	0	50		3	48	0	0	51		0	23	0	1	23		3	182	185
06:15 PM	0	62	24	0	86		40	33	0	0	73		2	54	0	0	56		0	19	0	1	19		1	234	235
06:30 PM	0	55	15	0	70		33	24	0	0	57		2	33	0	1	35		0	20	0	2	20		3	182	185
06:45 PM	0	52	20	0	72		35	22	0	0	57		2	54	0	0	56		0	37	0	0	37		0	222	222
Total	0	210	76	2	286		134	103	0	0	237		9	189	0	1	198		0	99	0	4	99		7	820	827
07:00 PM	0	55	27	0	82		28	44	0	2	72		2	39	0	0	41		0	17	0	0	17		2	212	214
07:15 PM	0	47	22	0	69		22	33	0	0	55		1	52	0	0	53		0	20	0	1	20		1	197	198
07:30 PM	0	68	26	1	94		26	39	1	0	66		0	39	0	0	39		0	23	0	0	23		1	222	223
07:45 PM	0	60	18	0	78		19	22	0	0	41		1	24	0	0	25		0	27	0	0	27		0	171	171
Total	0	230	93	1	323		95	138	1	2	234		4	154	0	0	158		0	87	0	1	87		4	802	806
08:00 PM	0	50	17	1	67		26	16	0	1	42		1	38	0	0	39		1	21	0	1	22		3	170	173
08:15 PM	0	44	21	2	65		22	19	0	0	41		1	41	0	0	42		0	23	0	0	23		2	171	173
08:30 PM	0	31	20	2	51		13	15	0	0	28		2	32	0	0	34		0	15	0	1	15		3	128	131
08:45 PM	0	41	14	1	55		23	21	0	0	44		1	40	0	0	41		1	16	0	0	17		1	157	158
Total	0	166	72	6	238		84	71	0	1	155		5	151	0	0	156		2	75	0	2	77		9	626	635
09:00 PM	0	49	21	0	70		20	17	0	0	37		5	26	0	0	31		1	21	0	0	22		0	160	160
09:15 PM	0	42	22	0	64		26	18	0	0	44		2	22	0	0	24		0	18	0	1	18		1	150	151
09:30 PM	0	43	18	1	61		28	27	0	2	55		2	30	0	0	32		0	20	0	0	20		3	168	171
09:45 PM	0	31	19	0	50		46	17	0	0	63		1	20	0	0	21		0	17	0	0	17		0	151	151
Total	0	165	80	1	245		120	79	0	2	199		10	98	0	0	108		1	76	0	1	77		4	629	633
Grand Total	0	771	321	10	1092		433	391	1	5	825		28	592	0	1	620		3	337	0	8	340		24	2877	2901
Approach %	0.0	70.6	29.4				52.5	47.4	0.1				4.5	95.5	0.0				0.9	99.1	0.0						
Total %	0.0	26.8	11.2				15.1	13.6	0.0				1.0	20.6	0.0				0.1	11.7	0.0				0.8	99.2	

Start Time	Grant St Southbound						Parkway Off-Ramp Westbound						Parkway Off-Ramp Northbound						Fort Pitt Blvd Eastbound											
	Left	Thru	Right	T/B	App. Total		Left	Thru	Right	T/B	App. Total		Left	Thru	Right	T/B	App. Total		Left	Thru	Right	T/B	App. Total		Exclu. Total	Inclu. Total	Int. Total			
	1.0	1.0	1.0	1.0	1.0		1.0	1.0	1.0	1.0	1.0		1.0	1.0	1.0	1.0	1.0		1.0	1.0	1.0	1.0	1.0							
Peak Hour From 06:00 PM to 09:45 PM - Peak 1 of 1																														
Intersection 06:45 PM	0	222	95		317		111	138	1		250		5	184	0		189		0	97	0		97		0	97	853			
Volume	0	70.0	30.0		94		44.4	55.2	0.4		66		2.6	97.4	0.0		39		0.0	100.0	0.0		23		0.0	23	222			
Percent	0.0	68	26		94		26	39	1		66		0	39	0		39		0	23	0		23		0	23	222			
Peak Factor																											0.961			
High Int. 07:30 PM	0	68	26		94		07:00 PM	28	44	0		72		06:45 PM	2	54	0		56		06:45 PM	0	37	0		37		0	37	0.655
Volume	0	68	26		94		28	44	0		72		2	54	0		56		0	37	0		37		0	37	0.655			
Peak Factor							0.843				0.868		0.844				0.844													



Trans Associates  
 4955 Steubenville Pike  
 Suite 400  
 Pittsburgh, PA., 15205

File Name : AYHPL00\_05380\_#28\_Fri\_Nov25  
 Site Code : 53800028  
 Start Date : 11/25/2005  
 Page No : 1

Groups Printed- All Vehicles (Board # D4-4434)

Start Time	Ross St Southbound						Second Ave Westbound						Ross St Northbound						Second Ave Eastbound					
	Left	Thru	Right	T/B	App. Total	Factor	Left	Thru	Right	T/B	App. Total	Factor	Left	Thru	Right	T/B	App. Total	Factor	Left	Thru	Right	T/B	App. Total	Factor
	1.0	1.0	1.0	1.0	1.0	1.0	1.0	1.0	1.0	1.0	1.0	1.0	1.0	1.0	1.0	1.0	1.0	1.0	1.0	1.0	1.0	1.0	1.0	1.0
06:00 PM	27	10	3	4	40	1.0	0	28	24	4	52	1.0	0	13	12	5	25	1.0	1	17	0	18	1.0	
06:15 PM	24	10	5	5	39	0	32	22	4	54	0	19	14	1	33	0	33	1	16	0	17	0	17	
06:30 PM	18	17	3	4	38	0	32	34	4	66	1	14	8	0	23	0	23	0	18	0	18	0	18	
06:45 PM	23	15	4	3	42	0	27	26	3	53	0	15	14	1	29	0	29	0	14	0	14	0	14	
Total	92	52	15	16	159	0	119	106	15	225	1	61	48	7	110	2	110	0	65	0	67	3	67	
07:00 PM	27	15	10	1	52	2	23	20	2	45	1	18	6	0	25	3	25	1	19	1	23	2	23	
07:15 PM	27	18	5	4	50	1	31	27	1	59	0	18	14	1	32	2	32	2	17	3	22	2	22	
07:30 PM	22	18	2	3	42	0	30	22	4	52	0	10	13	1	23	1	23	1	10	0	11	1	11	
07:45 PM	19	19	4	2	42	0	24	22	2	46	2	11	8	0	21	3	21	3	16	0	19	1	19	
Total	95	70	21	10	186	3	108	91	9	202	3	57	41	2	101	9	101	4	62	4	75	6	75	
08:00 PM	18	8	4	3	30	1	23	15	2	39	2	7	5	0	14	1	14	1	9	1	11	0	11	
08:15 PM	26	13	4	1	43	1	16	12	5	29	0	11	8	0	19	0	19	0	12	0	12	0	12	
08:30 PM	15	8	5	1	28	0	28	10	0	38	0	12	9	0	21	0	21	0	12	0	12	0	12	
08:45 PM	13	12	2	3	27	0	18	18	0	36	1	11	5	0	17	0	17	0	8	1	9	0	9	
Total	72	41	15	8	128	2	85	55	7	142	3	41	27	0	71	1	71	2	41	2	44	1	44	
09:00 PM	13	15	2	2	30	0	20	14	5	34	0	8	9	0	17	1	17	0	15	0	16	0	16	
09:15 PM	21	17	0	3	38	0	17	21	0	38	0	8	7	2	15	0	15	0	11	1	12	0	12	
09:30 PM	23	19	2	3	44	0	25	15	3	40	1	12	5	1	18	0	18	0	8	1	9	1	9	
09:45 PM	26	12	1	0	39	0	35	21	1	56	0	7	9	0	16	0	16	0	5	0	5	0	5	
Total	83	63	5	8	151	0	97	71	9	168	1	35	30	3	66	1	66	2	39	2	42	1	42	
Grand Total	342	226	56	42	624	5	409	323	40	737	8	194	146	12	348	13	348	8	207	8	228	11	228	
Approach %	54.8	36.2	9.0			0.7	55.5	43.8			2.3	55.7	42.0			5.7	90.8	3.5	90.8		105		1937	
Total %	17.7	11.7	2.9		32.2	0.3	21.1	16.7		38.0	0.4	10.0	7.5		18.0	0.7	10.7	0.4	10.7		11.8		94.9	

Start Time	Ross St Southbound						Second Ave Westbound						Ross St Northbound						Second Ave Eastbound					
	Left	Thru	Right	T/B	App. Total	Factor	Left	Thru	Right	T/B	App. Total	Factor	Left	Thru	Right	T/B	App. Total	Factor	Left	Thru	Right	T/B	App. Total	Factor
	1.0	1.0	1.0	1.0	1.0	1.0	1.0	1.0	1.0	1.0	1.0	1.0	1.0	1.0	1.0	1.0	1.0	1.0	1.0	1.0	1.0	1.0	1.0	1.0
06:00 PM to 09:45 PM - Peak 1 of 1	182	95	65	22	182	0.7	182	113	107	107	223	0.875	182	113	107	107	223	0.875	182	113	107	107	223	0.875
Intersection Volume	52.2	52.2	35.7	12.1	50		1.3	50.7	48.0	48.0	59		1.8	59.6	38.5	38.5	59		6.5	88.3	5.2	88.3	5.2	
Percent	27	27	18	5	50		1	31	27	27	59		0	18	14	14	59		2	17	3	17	3	
Peak Factor	0.7	0.7	0.5	0.2	0.5		0.01	0.01	0.01	0.01	0.01		0.01	0.01	0.01	0.01	0.01		0.01	0.01	0.01	0.01	0.01	
High Int. Volume	27	27	15	10	52		0	32	34	34	66		0	18	14	14	66		3	19	1	19	3	
Peak Factor	0.7	0.7	0.5	0.2	0.5		0.01	0.01	0.01	0.01	0.01		0.01	0.01	0.01	0.01	0.01		0.01	0.01	0.01	0.01	0.01	





Trans Associates  
 4955 Steubenville Pike  
 Suite 400  
 Pittsburgh, PA., 15205

File Name : AYHPL00\_05380\_#01\_Sat\_Nov19  
 Site Code : 05380001  
 Start Date : 11/19/2005  
 Page No : 1

Groups Printed- All Vehicles (Board # D4-1684)

Start Time	Liberty Ave Southbound					Seventh Ave Westbound					Liberty Ave Northbound					Eastbound							
	Left	Thru	Right	T/B	App. Total	Left	Thru	Right	T/B	App. Total	Left	Thru	Right	T/B	App. Total	Left	Thru	Right	T/B	App. Total	Exclu. Total	Inclu. Total	Int. Total
	1.0	1.0	1.0	1.0	1.0	1.0	1.0	1.0	1.0	1.0	1.0	1.0	1.0	1.0	1.0	1.0	1.0	1.0	1.0	1.0			
06:00 PM	0	36	0	0	36	47	0	0	2	47	0	57	60	8	117	0	0	0	0	0	10	200	210
06:15 PM	0	20	0	2	20	54	0	1	1	54	0	37	79	10	116	0	0	0	0	0	13	190	203
06:30 PM	1	20	0	3	21	49	0	2	2	49	0	41	80	8	121	0	0	0	0	0	13	191	204
06:45 PM	0	50	0	0	50	62	0	0	0	62	0	39	66	8	105	0	0	0	0	0	8	217	225
Total	1	126	0	5	127	212	0	0	5	212	0	174	285	34	459	0	0	0	0	0	44	798	842
07:00 PM	0	49	0	1	49	77	0	2	2	79	0	38	81	8	119	0	0	0	0	0	11	247	258
07:15 PM	0	58	0	2	58	91	0	0	0	91	2	35	58	7	95	0	0	0	0	0	9	244	253
07:30 PM	1	84	0	2	85	100	0	1	1	100	0	36	48	8	84	0	0	0	0	0	11	269	280
07:45 PM	0	43	0	1	43	50	0	1	1	50	1	48	83	5	132	0	0	0	0	0	7	225	232
Total	1	234	0	6	235	318	0	2	4	320	3	157	270	28	430	0	0	0	0	0	38	985	1023
08:00 PM	0	33	0	2	33	33	0	0	2	33	0	45	82	11	127	0	0	0	0	0	15	193	208
08:15 PM	0	27	0	1	27	39	0	0	0	39	0	37	102	5	139	0	0	0	0	0	6	205	211
08:30 PM	0	30	0	0	30	22	0	1	1	22	0	40	50	7	90	0	0	0	0	0	8	142	150
08:45 PM	0	29	0	0	29	31	0	0	1	31	0	33	43	6	76	0	0	0	0	0	7	136	143
Total	0	119	0	3	119	125	0	0	4	125	0	155	277	29	432	0	0	0	0	0	36	676	712
09:00 PM	0	36	0	1	36	32	0	0	1	32	0	48	33	5	81	0	0	0	0	0	7	149	156
09:15 PM	0	29	0	1	29	16	0	0	1	16	0	44	54	10	98	0	0	0	0	0	12	143	155
09:30 PM	0	33	0	2	33	29	0	0	1	29	0	43	42	4	85	0	0	0	0	0	7	147	154
09:45 PM	1	30	0	5	31	39	1	1	2	41	4	36	63	8	103	0	0	0	0	0	15	175	190
Total	1	128	0	9	129	116	1	1	5	118	4	171	192	27	367	0	0	0	0	0	41	614	655
Grand Total	3	607	0	23	610	771	1	3	18	775	7	657	1024	118	1688	0	0	0	0	0	159	3073	3232
Approch %	0.5	99.5	0.0		99.5	0.1	0.4			25.2	0.4	38.9	60.7		54.9	0.0	0.0	0.0	0.0	0.0	4.9	95.1	
Total %	0.1	19.8	0.0		19.9	0.0	0.1				0.2	21.4	33.3			0.0	0.0	0.0	0.0	0.0			

Start Time	Liberty Ave Southbound					Seventh Ave Westbound					Liberty Ave Northbound					Eastbound							
	Left	Thru	Right	T/B	App. Total	Left	Thru	Right	T/B	App. Total	Left	Thru	Right	T/B	App. Total	Left	Thru	Right	T/B	App. Total	Exclu. Total	Inclu. Total	Int. Total
	1.0	1.0	1.0	1.0	1.0	1.0	1.0	1.0	1.0	1.0	1.0	1.0	1.0	1.0	1.0	1.0	1.0	1.0	1.0	1.0			
Peak Hour From 06:00 PM to 09:45 PM - Peak 1 of 1	1	234	0	5	235	318	0	0	5	320	3	157	270	28	430	0	0	0	0	0	41	614	655
Intersection 07:00 PM	1	234	0	5	235	318	0	0	5	320	3	157	270	28	430	0	0	0	0	0	41	614	655
Volume	1	234	0	5	235	318	0	0	5	320	3	157	270	28	430	0	0	0	0	0	41	614	655
Percent	0.4	99.6	0.0		99.5	0.1	0.4			25.2	0.4	38.9	60.7		54.9	0.0	0.0	0.0	0.0	0.0	4.9	95.1	
07:30 Volume	1	84	0	0	85	100	0	0	0	100	0	36	48		84	0	0	0	0	0	7	147	154
Peak Factor	1	84	0	0	85	100	0	0	0	100	0	36	48		84	0	0	0	0	0	7	147	154
High Int. 07:30 PM	1	84	0	0	85	100	0	0	0	100	0	36	48		84	0	0	0	0	0	7	147	154
Volume	1	84	0	0	85	100	0	0	0	100	0	36	48		84	0	0	0	0	0	7	147	154
Peak Factor	1	84	0	0	85	100	0	0	0	100	0	36	48		84	0	0	0	0	0	7	147	154
5:45:00 PM																							
Total	1	234	0	5	235	318	0	0	5	320	3	157	270	28	430	0	0	0	0	0	41	614	655
Grand Total	3	607	0	23	610	771	1	3	18	775	7	657	1024	118	1688	0	0	0	0	0	159	3073	3232
Approch %	0.5	99.5	0.0		99.5	0.1	0.4			25.2	0.4	38.9	60.7		54.9	0.0	0.0	0.0	0.0	0.0	4.9	95.1	
Total %	0.1	19.8	0.0		19.9	0.0	0.1				0.2	21.4	33.3			0.0	0.0	0.0	0.0	0.0			

Trans Associates  
 4955 Steubenville Pike  
 Suite 400  
 Pittsburgh, PA., 15205

File Name : AYHPL00\_05380\_#01\_Sat\_Nov19  
 Site Code : 05380001  
 Start Date : 11/19/2005  
 Page No : 2

Start Time	Liberty Ave Southbound			Seventh Ave Westbound			Liberty Ave Northbound			Eastbound			Int. Total			
	Left	Thru	Right	Left	Thru	Right	Left	Thru	Right	Left	Thru	Right		App. Total	App. Total	App. Total
Peak Hour From 08:45 PM to 09:30 PM - Peak 1 of 1																
Intersection 08:45 PM	0	127	0	108	0	0	0	168	172	0	0	0	340	0	0	575
Volume	0	100.0	0.0	100.0	0.0	0.0	0.0	49.4	50.6	0.0	0.0	0.0	81	0.0	0.0	149
Percent	0	36	0	32	0	0	0	48	33	0	0	0	81	0	0	0.965
09:00 Volume	0	36	0	32	0	0	0	44	54	0	0	0	98	0	0	
Peak Factor							09:15 PM			0			0.867			
High Int. Volume	0	36	0	32	0	0	0	44	54	0	0	0	98	0	0	
Peak Factor				0.882			0.844									







Trans Associates  
 4955 Steubenville Pike  
 Suite 400  
 Pittsburgh, PA., 15205

File Name : AYHPL00\_05380\_#03\_Sat\_Nov19  
 Site Code : 53800003  
 Start Date : 11/19/2005  
 Page No : 1

Groups Printed- All Vehicles (Board # D4-4435)

Start Time	Smithfield Southbound				Seventh Ave Westbound				Smithfield Northbound				Seventh Ave Eastbound				Inclu. Total	Int. Total					
	Left	Thru	Right	T/B	App. Total	Left	Thru	Right	T/B	App. Total	Left	Thru	Right	T/B	App. Total	Exclu. Total							
Factor	1.0	1.0	1.0	1.0	1.0	1.0	1.0	1.0	1.0	1.0	1.0	1.0	1.0	1.0	1.0								
06:00 PM	2	2	0	2	4	1	42	2	1	45	0	31	21	0	52	0	53	1	1	54	4	155	159
06:15 PM	3	4	2	2	9	0	48	8	0	56	1	31	16	0	48	0	79	1	3	80	5	193	198
06:30 PM	1	1	1	0	3	1	45	4	1	50	3	24	20	0	47	0	74	1	2	75	3	175	178
06:45 PM	1	0	0	1	1	0	61	6	0	67	1	39	16	0	56	0	64	0	2	64	3	188	191
Total	7	7	3	5	17	2	196	20	2	218	5	125	73	0	203	0	270	3	8	273	15	711	726
07:00 PM	2	0	0	1	2	0	72	3	2	75	2	42	12	1	56	0	75	0	2	75	6	208	214
07:15 PM	2	0	1	1	3	0	92	2	0	94	1	54	21	1	76	1	92	0	3	93	5	266	271
07:30 PM	2	1	0	1	3	0	93	4	1	97	1	53	11	0	65	0	50	0	1	50	3	215	218
07:45 PM	2	0	3	1	5	0	34	4	1	38	1	31	18	0	50	3	84	0	2	87	4	180	184
Total	8	1	4	4	13	0	291	13	4	304	5	180	62	2	247	4	301	0	8	305	18	869	887
08:00 PM	1	4	1	1	6	0	32	1	2	33	2	43	9	1	54	0	94	0	2	94	6	187	193
08:15 PM	1	0	0	0	1	0	33	2	0	35	0	19	14	0	33	0	108	0	3	108	3	177	180
08:30 PM	2	0	0	1	2	0	19	5	1	24	0	35	9	0	44	0	46	1	1	47	3	117	120
08:45 PM	2	0	3	1	5	1	24	4	1	29	2	30	19	0	51	1	40	1	3	42	5	127	132
Total	6	4	4	3	14	1	108	12	4	121	4	127	51	1	182	1	288	2	9	291	17	608	625
09:00 PM	1	0	0	1	1	0	32	3	1	35	0	38	11	0	49	1	41	0	2	42	4	127	131
09:15 PM	2	0	1	1	3	0	19	2	1	21	0	27	8	0	35	0	51	1	3	52	5	111	116
09:30 PM	1	1	0	0	2	1	26	7	1	34	1	37	10	0	48	0	39	1	1	40	2	124	126
09:45 PM	3	1	1	1	5	1	53	1	1	55	0	43	22	1	65	1	66	0	2	67	5	192	197
Total	7	2	2	3	11	2	130	13	4	145	1	145	51	1	197	2	197	2	8	201	16	554	570
Grand Total	28	14	13	15	55	5	725	58	14	788	15	577	237	4	829	7	1056	7	33	1070	66	2742	2808
Approch %	50.9	25.5	23.6			0.6	92.0	7.4			1.8	69.6	28.6			0.7	98.7	0.7					
Total %	1.0	0.5	0.5		2.0	0.2	26.4	2.1		28.7	0.5	21.0	8.6		30.2	0.3	38.5	0.3		39.0	2.4	97.6	

Start Time	Smithfield Southbound				Seventh Ave Westbound				Smithfield Northbound				Seventh Ave Eastbound				Inclu. Total	Int. Total					
	Left	Thru	Right	T/B	App. Total	Left	Thru	Right	T/B	App. Total	Left	Thru	Right	T/B	App. Total	Exclu. Total							
Peak Hour From 06:00 PM to 09:45 PM - Peak 1 of 1	7	7	1	1	9	0	318	15			5	188	60			0	281	0			0	282	877
Intersection 06:45 PM	77.8	77.8	11.1	11.1	3	0.0	95.5	4.5			2.0	74.3	23.7			0.4	99.6	0.0			0.0	93	266
Peak Factor	2	2	0	1	3	0	92	2			1	54	21			1	92	0			0	93	0.824
High Int. 07:15 PM	2	2	0	1	3	0	93	4			1	54	21			0.7	92	0			0	93	266
Peak Factor	2	2	0	1	3	0	93	4			1	54	21			0.832	92	0			0	93	0.758









Trans Associates  
 4955 Steubenville Pike  
 Suite 400  
 Pittsburgh, PA., 15205

File Name : AYHPL00\_05380\_#04\_b\_Sat\_Nov19  
 Site Code : 05380041  
 Start Date : 11/19/2005  
 Page No : 1

Groups Printed- All Vehicles (Board # D1-1926)

Start Time	Grant St Southbound				Grant St Northbound				Liberty Ave Eastbound				Int. Total										
	Left	Thru	Right	T/B	App. Total	Left	Thru	Right	T/B	App. Total	Left	Thru		Right	T/B	App. Total	Exclu. Total	Inclu. Total					
Factor	1.0	1.0	1.0	1.0	1.0	1.0	1.0	1.0	1.0	1.0	1.0	1.0	1.0	1.0	1.0								
06:00 PM	0	64	14	2	78	0	0	0	0	0	27	104	0	3	131	12	0	36	1	48	6	257	263
06:15 PM	0	68	9	2	77	0	0	0	0	0	24	86	0	6	110	18	0	33	0	51	8	238	246
06:30 PM	0	71	12	0	83	0	0	0	0	0	21	83	0	1	104	12	0	39	5	51	6	238	244
06:45 PM	0	74	11	1	85	0	0	0	0	0	27	90	0	4	117	11	0	58	0	69	5	271	276
Total	0	277	46	5	323	0	0	0	0	0	99	363	0	14	462	53	0	166	6	219	25	1004	1029
07:00 PM	0	80	8	0	88	0	0	0	0	0	24	93	0	4	117	14	0	64	2	78	6	283	289
07:15 PM	0	62	6	2	68	0	0	0	0	0	43	98	0	3	141	19	0	44	1	63	6	272	278
07:30 PM	0	66	7	2	73	0	0	0	0	0	34	92	0	5	126	16	0	44	1	60	8	259	267
07:45 PM	0	37	16	0	53	0	0	0	0	0	23	95	0	2	118	15	0	41	0	56	2	227	229
Total	0	245	37	4	282	0	0	0	0	0	124	378	0	14	502	64	0	193	4	257	22	1041	1063
08:00 PM	0	59	12	1	71	0	0	0	0	0	16	100	0	4	116	12	0	42	0	54	5	241	246
08:15 PM	0	36	11	0	47	0	0	0	0	0	22	89	0	5	111	13	0	25	0	38	5	196	201
08:30 PM	0	45	9	0	54	0	0	0	0	0	26	89	1	4	116	23	0	30	0	53	4	223	227
08:45 PM	0	32	4	0	36	0	0	0	0	0	27	87	0	2	114	7	0	28	1	35	3	185	188
Total	0	172	36	1	208	0	0	0	0	0	91	365	1	15	457	55	0	125	1	180	17	845	862
09:00 PM	0	42	6	2	48	0	0	0	0	0	23	103	0	3	126	15	0	26	0	41	5	215	220
09:15 PM	0	52	6	0	58	0	0	0	0	0	22	116	0	6	138	11	0	45	2	56	8	252	260
09:30 PM	0	44	7	0	51	0	0	0	0	0	36	91	0	2	127	15	0	33	0	48	2	226	228
09:45 PM	0	49	8	0	57	0	0	0	0	0	54	141	0	2	195	16	0	44	1	60	3	312	315
Total	0	187	27	2	214	0	0	0	0	0	135	451	0	13	586	57	0	148	3	205	18	1005	1023
Grand Total	0	881	146	12	1027	0	0	0	0	0	449	1557	1	56	2007	229	0	632	14	861	82	3895	3977
Approch %	0.0	85.8	14.2			0.0	0.0	0.0			22.4	77.6	0.0		26.6	0.0	73.4						
Total %	0.0	22.6	3.7		26.4	0.0	0.0	0.0		0.0	11.5	40.0	0.0		51.5	5.9	0.0	16.2		22.1	2.1	97.9	

Start Time	Grant St Southbound				Westbound				Grant St Northbound				Liberty Ave Eastbound														
	Left	Thru	Right	T/B	App. Total	Left	Thru	Right	T/B	App. Total	Left	Thru	Right	T/B	App. Total	Left	Thru	Right	T/B	App. Total	Left	Thru	Right	T/B	App. Total	Exclu. Total	Inclu. Total
Peak Hour From 06:00 PM to 09:45 PM - Peak 1 of 1	0	282	32		314	0	0	0		0	128	373	0		501	60	0	210		270	0	0	0	0	210	0	1085
Intersection 06:45 PM	0	89.8	10.2		88	0.0	0.0	0.0		25.5	74.5	93	0.0		117	22.2	0.0	77.8		78	0.0	0.0	0	0	64	0	283
Volume	0	80	8		88	0	0	0		24	93	0		117	14	0	64		78	0	0	0	0	0	64	0	0.958
Percent	0.0	80	8		88	0.0	0.0	0.0		24	93	0		117	14	0	64		78	0	0	0	0	0	64	0	0.958
Peak Factor	0	80	8		88	0	0	0		24	93	0		117	14	0	64		78	0	0	0	0	0	64	0	0.958
High Int. 07:00 PM	0	80	8		88	0	0	0		24	93	0		117	14	0	64		78	0	0	0	0	0	64	0	0.958
Volume	0	80	8		88	0	0	0		24	93	0		117	14	0	64		78	0	0	0	0	0	64	0	0.958
Peak Factor	0	80	8		88	0	0	0		24	93	0		117	14	0	64		78	0	0	0	0	0	64	0	0.958
High Int. 07:00 PM	0	80	8		88	0	0	0		24	93	0		117	14	0	64		78	0	0	0	0	0	64	0	0.958
Volume	0	80	8		88	0	0	0		24	93	0		117	14	0	64		78	0	0	0	0	0	64	0	0.958
Peak Factor	0	80	8		88	0	0	0		24	93	0		117	14	0	64		78	0	0	0	0	0	64	0	0.958



Trans Associates  
 4955 Steubenville Pike  
 Suite 400  
 Pittsburgh, PA., 15205

File Name : AYHPL00\_05380\_#04\_b\_Sat\_Nov19  
 Site Code : 05380041  
 Start Date : 11/19/2005  
 Page No : 2

Start Time	Grant St Southbound			Westbound			Grant St Northbound			Liberty Ave Eastbound			
	Left	Thru	Right	Left	Thru	Right	Left	Thru	Right	Left	Thru	Right	
Peak Hour From 08:45 PM to 09:30 PM - Peak 1 of 1													
Intersection 08:45 PM	0	170	23	0	0	0	0	397	0	48	0	132	180
Volume	0.0	88.1	11.9	0.0	0.0	0.0	21.4	78.6	0.0	26.7	0.0	73.3	878
Percent	0	52	6	0	0	0	22	116	0	11	0	45	56
09:15 Volume													252
Peak Factor													0.871
High Int. 09:15 PM							09:15 PM			09:15 PM			
Volume	0	52	6	0	0	0	22	116	0	11	0	45	56
Peak Factor													0.804
													0.915

Trans Associates  
 4955 Steubenville Pike  
 Suite 400  
 Pittsburgh, PA., 15205

File Name : AYHPL00\_05380\_#05\_Sat\_Nov19  
 Site Code : 05380005  
 Start Date : 11/19/2005  
 Page No : 1

Groups Printed- All Vehicles (Board # D1-2263)

Start Time	Grant St Southbound					Seventh Ave Westbound					Grant St Northbound					Seventh Ave Eastbound							
	Left	Thru	Right	T/B	App. Total	Left	Thru	Right	T/B	App. Total	Left	Thru	Right	T/B	App. Total	Left	Thru	Right	T/B	App. Total	Exclu. Total	Inclu. Total	Int. Total
	1.0	1.0	1.0	1.0	1.0	1.0	1.0	1.0	1.0	1.0	1.0	1.0	1.0	1.0	1.0	1.0	1.0	1.0	1.0	1.0			
Factor	1.0	1.0	1.0	1.0	1.0	1.0	1.0	1.0	1.0	1.0	1.0	1.0	1.0	1.0	1.0	1.0	1.0	1.0	1.0	1.0			
06:00 PM	59	52	5	3	116	31	40	34	1	105	20	51	33	4	104	1	62	6	6	69	14	394	408
06:15 PM	62	41	9	2	112	34	54	43	0	131	18	57	29	4	104	2	79	13	6	94	12	441	453
06:30 PM	59	51	7	5	117	26	69	41	2	136	16	38	28	2	82	3	96	19	4	118	13	453	466
06:45 PM	64	66	1	1	131	32	72	48	3	152	18	42	26	2	86	3	88	14	4	105	10	474	484
Total	244	210	22	11	476	123	235	166	6	524	72	188	116	12	376	9	325	52	20	386	49	1762	1811
07:00 PM	70	73	6	2	149	29	77	47	3	153	22	74	29	1	125	3	85	21	8	109	14	536	550
07:15 PM	58	54	3	2	115	20	83	54	1	157	30	62	24	2	116	2	80	19	5	101	10	489	499
07:30 PM	41	46	5	1	92	19	70	39	1	128	32	46	28	3	106	3	53	7	2	63	7	389	396
07:45 PM	28	36	2	1	66	25	29	32	2	86	15	60	24	2	99	1	83	14	2	98	7	349	356
Total	197	209	16	6	422	93	259	172	7	524	99	242	105	8	446	9	301	61	17	371	38	1763	1801
08:00 PM	47	48	3	1	98	13	29	26	1	68	19	51	22	0	92	3	77	16	4	96	6	354	360
08:15 PM	31	42	1	1	74	5	32	29	0	66	14	50	22	1	86	2	110	19	5	131	7	357	364
08:30 PM	39	36	3	0	78	8	25	48	3	81	6	44	15	0	65	2	48	13	5	63	8	287	295
08:45 PM	23	38	2	1	63	12	28	37	1	77	12	51	16	1	79	2	56	9	3	67	6	286	292
Total	140	164	9	3	313	38	114	140	5	292	51	196	75	2	322	9	291	57	17	357	27	1284	1311
09:00 PM	32	33	1	1	66	7	36	29	1	72	13	58	16	1	87	1	42	6	4	49	7	274	281
09:15 PM	34	52	4	3	90	8	22	48	0	78	12	61	26	0	99	1	48	9	3	58	6	325	331
09:30 PM	30	42	1	0	73	22	42	43	2	107	19	52	17	1	88	1	50	8	3	59	6	327	333
09:45 PM	43	41	1	1	85	25	46	66	1	137	11	83	21	0	115	4	90	10	5	104	7	441	448
Total	139	168	7	5	314	62	146	186	4	394	55	254	80	2	389	7	230	33	15	270	26	1367	1393
Grand Total	720	751	54	25	1525	316	754	664	22	1734	277	880	376	24	1533	34	1147	203	69	1384	140	6176	6316
Approch %	47.2	49.2	3.5		18.2	43.5	38.3			28.1	18.1	57.4	24.5		24.8	2.5	82.9	14.7		22.4	2.2	97.8	
Total %	11.7	12.2	0.9		24.7	5.1	12.2	10.8		28.1	4.5	14.2	6.1		24.8	0.6	18.6	3.3		22.4	2.2	97.8	

Start Time	Grant St Southbound					Seventh Ave Westbound					Grant St Northbound					Seventh Ave Eastbound								
	Left	Thru	Right	T/B	App. Total	Left	Thru	Right	T/B	App. Total	Left	Thru	Right	T/B	App. Total	Left	Thru	Right	T/B	App. Total	Exclu. Total	Inclu. Total	Int. Total	
	1.0	1.0	1.0	1.0	1.0	1.0	1.0	1.0	1.0	1.0	1.0	1.0	1.0	1.0	1.0	1.0	1.0	1.0	1.0	1.0				
Peak Hour From 06:00 PM to 09:45 PM - Peak 1 of 1																								
Intersection	251	244	17		512	107	301	190		598	86	216	107		409	11	349	73		433			1952	
Volume	49.0	47.7	3.3		149	17.9	50.3	31.8		153	21.0	52.8	26.2		125	2.5	80.6	16.9		109			536	
Percent	70	73	6		149	29	77	47		153	22	74	29		125	3	85	21		109			536	
Peak Factor																							0.910	
High Int. Volume	70	73	6		149	20	83	54		157	22	74	29		125	3	96	19		118			536	
Peak Factor					0.859					0.952					0.818						0.917			0.910

















**Trans Associates**  
**4955 Steubenville Pike**  
**Suite 400**  
**Pittsburgh, PA., 15205**

File Name : AYHPL00\_05380\_FRANK\_#10\_Sat  
 Site Code : 53800010  
 Start Date : 12/3/2005  
 Page No : 1

Groups Printed- All Vehicles - (Board #D4-4436)

Start Time	Southbound					Westbound					Washington Pl. Northbound					Bedford Av. Eastbound					Int. Total					
	Left	Thru	Right	HV	App. Total	Left	Thru	Right	HV	App. Total	Left	Thru	Right	HV	App. Total	Left	Thru	Right	HV	App. Total		Exclu. Total	Inclu. Total			
	1.0	1.0	1.0	1.0	0	1.0	1.0	1.0	1.0	0	1.0	1.0	1.0	1.0	0	1.0	1.0	1.0	1.0	0						
06:00 PM	0	0	0	0	0	0	0	0	0	0	0	0	0	0	0	0	0	0	0	0	0	0	0	0	0	0
06:15 PM	0	0	0	0	0	0	0	0	0	0	0	0	0	0	0	0	0	0	0	0	0	0	0	0	0	0
06:30 PM	0	0	0	0	0	0	0	0	0	0	0	0	0	0	0	0	0	0	0	0	0	0	0	0	0	0
06:45 PM	0	0	0	0	0	0	0	0	0	0	0	0	0	0	0	0	0	0	0	0	0	0	0	0	0	0
<b>Total</b>	<b>0</b>	<b>0</b>	<b>0</b>	<b>0</b>	<b>0</b>	<b>0</b>	<b>0</b>	<b>0</b>	<b>0</b>	<b>0</b>	<b>219</b>	<b>112</b>	<b>183</b>	<b>0</b>	<b>514</b>	<b>111</b>	<b>153</b>	<b>314</b>	<b>363</b>	<b>578</b>	<b>363</b>	<b>1092</b>	<b>363</b>	<b>1455</b>		
07:00 PM	0	0	0	0	0	0	0	0	0	0	45	19	35	0	99	19	48	59	74	126	74	225	74	299		
07:15 PM	0	0	0	0	0	0	0	0	0	0	64	23	27	0	114	13	55	34	42	102	42	216	42	258		
07:30 PM	0	1	0	0	1	0	0	0	0	0	50	18	17	0	85	20	42	23	25	85	25	171	25	196		
07:45 PM	0	0	0	0	0	0	0	0	0	0	51	12	14	0	77	22	43	13	22	78	22	155	22	177		
<b>Total</b>	<b>0</b>	<b>1</b>	<b>0</b>	<b>0</b>	<b>1</b>	<b>0</b>	<b>0</b>	<b>0</b>	<b>0</b>	<b>0</b>	<b>210</b>	<b>72</b>	<b>93</b>	<b>0</b>	<b>375</b>	<b>74</b>	<b>188</b>	<b>129</b>	<b>163</b>	<b>391</b>	<b>163</b>	<b>767</b>	<b>163</b>	<b>930</b>		
08:00 PM	0	0	0	0	0	0	0	0	0	0	44	14	16	0	74	12	31	14	23	57	23	131	23	154		
08:15 PM	0	0	0	0	0	0	0	0	0	0	34	18	14	0	66	10	39	15	30	64	30	130	30	160		
08:30 PM	0	0	0	0	0	0	0	0	0	0	27	14	6	0	47	24	37	11	15	72	15	119	15	134		
08:45 PM	0	0	0	0	0	0	0	0	0	0	43	25	11	0	79	16	31	13	11	60	11	139	11	150		
<b>Total</b>	<b>0</b>	<b>0</b>	<b>0</b>	<b>0</b>	<b>0</b>	<b>0</b>	<b>0</b>	<b>0</b>	<b>0</b>	<b>0</b>	<b>148</b>	<b>71</b>	<b>47</b>	<b>0</b>	<b>266</b>	<b>62</b>	<b>138</b>	<b>53</b>	<b>79</b>	<b>253</b>	<b>79</b>	<b>519</b>	<b>79</b>	<b>598</b>		
09:00 PM	0	0	0	0	0	0	0	0	0	0	58	18	27	0	103	25	32	8	10	65	10	168	10	178		
09:15 PM	0	0	0	0	0	0	0	0	0	0	69	31	24	0	124	25	16	14	12	55	12	179	12	191		
09:30 PM	0	0	0	0	0	0	0	0	0	0	112	23	43	0	178	31	38	15	20	84	20	262	20	282		
09:45 PM	0	0	0	0	0	0	0	0	0	0	158	44	59	0	261	82	28	20	24	130	24	391	24	415		
<b>Total</b>	<b>0</b>	<b>0</b>	<b>0</b>	<b>0</b>	<b>0</b>	<b>0</b>	<b>0</b>	<b>0</b>	<b>0</b>	<b>0</b>	<b>397</b>	<b>116</b>	<b>153</b>	<b>0</b>	<b>666</b>	<b>163</b>	<b>114</b>	<b>57</b>	<b>66</b>	<b>334</b>	<b>66</b>	<b>1000</b>	<b>66</b>	<b>1066</b>		
Grand Total	0	1	0	0	1	0	0	0	0	0	974	371	476	0	1821	410	593	553	671	1556	671	3378	671	4049		
Approach %	0.0	100.0	0.0	0.0	0.0	0.0	0.0	0.0	0.0	0.0	53.5	20.4	26.1	0	26.3	12.1	38.1	35.5	35.5	46.1	16.6	83.4	16.6	83.4		
Total %	0.0	0.0	0.0	0.0	0.0	0.0	0.0	0.0	0.0	0.0	28.8	11.0	14.1	0	53.9	12.1	17.6	16.4	16.4	46.1	16.6	83.4	16.6	83.4		

Start Time	Southbound					Westbound					Washington Pl. Northbound					Bedford Av. Eastbound										
	Left	Thru	Right	HV	App. Total	Left	Thru	Right	HV	App. Total	Left	Thru	Right	HV	App. Total	Left	Thru	Right	HV	App. Total	Exclu. Total	Inclu. Total				
	1.0	1.0	1.0	1.0	0	1.0	1.0	1.0	1.0	0	1.0	1.0	1.0	1.0	0	1.0	1.0	1.0	1.0	0						
Peak Hour From 06:00 PM to 09:45 PM - Peak 1 of 1	0	0	0	0	0	0	0	0	0	0	0	0	0	0	0	0	0	0	0	0	0	0	0	0	0	0
Intersection	0	0	0	0	0	0	0	0	0	0	0	0	0	0	0	0	0	0	0	0	0	0	0	0	0	0
Volume	0	0	0	0	0	0	0	0	0	0	219	112	183	0	514	111	153	314	363	578	363	1092	363	1455		
Percent	0.0	0.0	0.0	0.0	0.0	0.0	0.0	0.0	0.0	0.0	42.6	21.8	35.6	0	183	19.2	26.5	54.3	54.3	314	54.3	1092	54.3	1455		
Peak Volume	0	0	0	0	0	0	0	0	0	0	59	28	32	0	119	45	50	73	73	168	73	287	73	375		
Peak Factor	0	0	0	0	0	0	0	0	0	0	0.6:45 PM	0.6:45 PM	0.6:45 PM	0	0.6:45 PM	0.6:00 PM	0.6:00 PM	0.6:00 PM	0.6:00 PM	0.6:00 PM	0.6:00 PM	0.951	0.6:00 PM	0.951		
High Int. Volume	0	0	0	0	0	0	0	0	0	0	56	27	53	0	136	45	50	73	73	168	73	287	73	375		
Peak Factor	0	0	0	0	0	0	0	0	0	0	0.945	0.945	0.945	0	0.945	0.945	0.945	0.945	0.945	0.860	0.860	0.951	0.860	0.951		













4955 Steubenville Pike  
Suite 400  
Pittsburgh, PA., 15205

File Name : AYHPL00\_05380\_#11\_Sat\_Nov19  
Site Code : 05380011  
Start Date : 11/19/2005  
Page No : 2

Start Time	Southbound						Bedford Ave Westbound			Mario Lemieux Pl Northbound			Bedford Ave Eastbound				
	Left	Thru	Right	App. Total	Left	To Ramp	To HOV	App. Total	To Ramp	To HOV	Right	App. Total	To HOV	Thru	Right	App. Total	Int. Total
	Peak Hour From 08:30 PM to 09:15 PM - Peak 1 of 1 Intersection 08:30 PM	0	0	0	0	2	59	16	77	8	4	0	12	16	100	9	125
Volume	0	0	0	0	2.6	76.6	20.8	77	66.7	33.3	0.0	12	12.8	80.0	7.2	125	214
Percent	0.0	0.0	0.0	0.0	1	16	5	22	2	1	0	3	5	34	2	41	66
09:15 Volume	0	0	0	0	1	16	5	22	2	1	0	3	5	34	2	41	66
Peak Factor																	0.811
High Int. Volume	0	0	0	0	09:00 PM	18	7	26	09:00 PM	1	0	5	09:15 PM	34	2	41	
Peak Factor					0.740			0.740	4	1	0	0.600	5	34	2	0.762	

Groups Printed- All Vehicles (Board # D1-1683)

Start Time	Crawford Ave Southbound				Bedford Ave Westbound				Crawford Ave Northbound				Bedford Ave Eastbound				Inclu. Total	Int. Total					
	Left	Thru	Right	T/B	App. Total	Left	Thru	Right	T/B	App. Total	Left	Thru	Right	T/B	App. Total	Exclu. Total							
Factor	1.0	1.0	1.0	1.0	1.0	1.0	1.0	1.0	1.0	1.0	1.0	1.0	1.0	1.0	1.0								
06:00 PM	0	1	0	0	1	5	10	0	0	15	10	0	8	0	18	0	9	32	1	41	1	75	76
06:15 PM	0	0	0	0	0	3	12	1	3	16	23	0	8	1	31	0	9	31	0	40	4	87	91
06:30 PM	0	0	0	0	0	4	13	0	0	17	7	0	6	1	13	0	9	21	0	30	1	60	61
06:45 PM	0	0	0	0	0	2	6	0	0	8	23	0	13	1	36	0	14	19	1	33	2	77	79
Total	0	1	0	0	1	14	41	1	3	56	63	0	35	3	98	0	41	103	2	144	8	299	307
07:00 PM	0	0	0	0	0	4	8	2	1	14	28	0	8	3	36	2	8	16	0	26	4	76	80
07:15 PM	0	0	0	0	0	4	9	0	0	13	24	0	7	0	31	3	13	22	0	38	0	82	82
07:30 PM	0	0	0	0	0	2	10	0	0	12	27	0	10	2	37	1	11	23	0	35	2	84	86
07:45 PM	0	0	0	0	0	2	12	0	1	14	15	0	6	1	21	0	9	23	0	32	2	67	69
Total	0	0	0	0	0	12	39	2	2	53	94	0	31	6	125	6	41	84	0	131	8	309	317
08:00 PM	0	0	0	0	0	0	0	0	0	0	0	0	0	0	0	0	0	0	0	0	0	0	0
08:15 PM	0	0	0	0	0	3	11	0	0	14	17	0	3	1	20	0	2	6	0	8	1	42	43
08:30 PM	0	0	0	0	0	4	9	0	1	13	4	0	5	1	9	0	13	11	0	24	2	46	48
08:45 PM	0	0	0	0	0	1	11	0	0	12	9	0	1	0	10	0	9	16	0	25	0	47	47
Total	0	0	0	0	0	8	31	0	1	39	30	0	9	2	39	0	24	33	0	57	3	135	138
09:00 PM	0	0	0	0	0	1	6	0	0	7	4	0	4	1	8	5	11	7	1	23	2	38	40
09:15 PM	0	0	0	0	0	5	12	0	1	17	12	0	5	1	17	1	15	16	0	32	2	66	68
09:30 PM	0	0	0	0	0	3	13	0	0	16	21	0	2	0	23	6	9	18	0	33	0	72	72
09:45 PM	0	0	0	0	0	0	20	0	0	20	38	0	9	2	47	48	15	38	1	101	3	168	171
Total	0	0	0	0	0	9	51	0	1	60	75	0	20	4	95	60	50	79	2	189	7	344	351
Grand Total	0	1	0	0	1	43	162	3	7	208	262	0	95	15	357	66	156	299	4	521	26	1087	1113
Approch %	0.0	100.0	0.0	0.0	20.7	77.9	1.4	0.3	0.0	73.4	0.0	26.6	0.0	0.0	12.7	29.9	57.4	0.0	47.9	2.3	97.7		
Total %	0.0	0.1	0.0	0.0	0.1	4.0	14.9	0.3	0.0	19.1	24.1	0.0	8.7	0.0	32.8	6.1	14.4	27.5	0.0	47.9	2.3	97.7	

Start Time	Crawford Ave Southbound				Bedford Ave Westbound				Crawford Ave Northbound				Bedford Ave Eastbound				Inclu. Total	Int. Total					
	Left	Thru	Right	T/B	App. Total	Left	Thru	Right	T/B	App. Total	Left	Thru	Right	T/B	App. Total	Exclu. Total							
Peak Hour From 06:00 PM to 09:45 PM - Peak 1 of 1	0	0	0	0	0	0	0	0	0	0	0	0	0	0	0	0	0	0	0	0	0	0	0
Intersection 09:00 PM	0	0	0	0	0	0	0	0	0	0	0	0	0	0	0	0	0	0	0	0	0	0	0
Volume	0	0	0	0	0	9	51	0	0	60	75	0	20	4	95	60	50	79	2	189	7	344	344
Percent	0.0	0.0	0.0	0.0	0.0	15.0	85.0	0.0	0.0	21.1	78.9	0.0	21.1	0.0	21.1	31.7	26.5	41.8	0.0	41.8	0.0	189	189
09:45 Volume	0	0	0	0	0	0	20	0	0	20	38	0	9	0	47	48	15	38	0	101	3	168	168
Peak Factor						09:45 PM	09:45 PM			09:45 PM	09:45 PM				09:45 PM					09:45 PM			0.512
High Int. 5:45:00 PM	0	0	0	0	0	0	20	0	0	20	38	0	9	0	47	48	15	38	0	101	7	344	344
Volume	0	0	0	0	0	0	20	0	0	20	38	0	9	0	47	48	15	38	0	101	7	344	344
Peak Factor						09:45 PM	09:45 PM			09:45 PM	09:45 PM				09:45 PM					09:45 PM			0.512
Volume	0	0	0	0	0	0	20	0	0	20	38	0	9	0	47	48	15	38	0	101	7	344	344
Peak Factor						09:45 PM	09:45 PM			09:45 PM	09:45 PM				09:45 PM					09:45 PM			0.512
Volume	0	0	0	0	0	0	20	0	0	20	38	0	9	0	47	48	15	38	0	101	7	344	344
Peak Factor						09:45 PM	09:45 PM			09:45 PM	09:45 PM				09:45 PM					09:45 PM			0.512

Trans Associates  
 4955 Steubenville Pike  
 Suite 400  
 Pittsburgh, PA., 15205

File Name : AYHPL00\_05380\_#12\_Sat\_Nov19  
 Site Code : 05380012  
 Start Date : 11/19/2005  
 Page No : 2

Start Time	Crawford Ave Southbound			Bedford Ave Westbound			Crawford Ave Northbound			Bedford Ave Eastbound					
	Left	Thru	Right	Left	Thru	Right	Left	Thru	Right	Left	Thru	Right			
Peak Hour From 08:45 PM to 09:30 PM - Peak 1 of 1															
Intersection 08:45 PM	0	0	0	10	42	0	46	0	12	58	12	44	57	113	223
Volume	0	0	0	19.2	80.8	0.0	79.3	0.0	20.7	10.6	38.9	50.4	50.4	113	223
Percent	0	0	0	3	13	0	21	0	2	6	9	18	18	33	72
09:30 Volume	0	0	0	09:15 PM	12	0	09:30 PM	0	2	23	6	9	18	33	72
Peak Factor	0	0	0	5	17	0	21	0	0.630	0.765	0.630	0.630	0.630	0.856	0.774
High Int. Volume															
Peak Factor															



Trans Associates  
4955 Steubenville Pike  
Suite 400  
Pittsburgh, PA., 15205

File Name : AYHPL00\_05380\_#13\_Sat\_Nov19  
Site Code : 00000013  
Start Date : 11/19/2005  
Page No : 1

Groups Printed- All Vehicles (Board # 620)

Start Time	Washington PI Southbound				Centre Ave Westbound				Washington PI Northbound				Centre Ave Eastbound				Int. Total						
	Left	Thru	Right	T/B	App. Total	Left	Thru	Right	T/B	App. Total	Left	Thru	Right	T/B	App. Total	Exclu. Total		Inclu. Total					
Factor	1.0	1.0	1.0	1.0		1.0	1.0	1.0	1.0		1.0	1.0	1.0	1.0									
06:00 PM	37	42	5	2	84	4	22	17	1	43	9	51	14	0	74	14	59	27	1	100	4	301	305
06:15 PM	38	32	4	2	74	9	25	21	2	55	2	37	30	0	69	13	103	36	1	152	5	350	355
06:30 PM	52	30	3	1	85	4	26	7	1	37	4	41	26	0	71	7	148	52	0	207	2	400	402
06:45 PM	30	52	6	2	88	4	28	15	1	47	3	38	27	0	68	13	99	38	0	150	3	353	356
Total	157	156	18	7	331	21	101	60	5	182	18	167	97	0	282	47	409	153	2	609	14	1404	1418
07:00 PM	47	43	4	4	94	3	26	21	1	50	5	48	26	0	79	14	86	46	0	146	5	369	374
07:15 PM	47	48	5	1	100	11	19	12	1	42	2	50	40	0	92	14	78	40	0	132	2	366	368
07:30 PM	28	26	3	2	57	12	30	24	1	66	6	36	19	1	61	9	37	22	1	68	5	252	257
07:45 PM	18	27	4	2	49	5	29	18	2	52	12	57	8	1	77	6	31	17	0	54	5	232	237
Total	140	144	16	9	300	31	104	75	5	210	25	191	93	2	309	43	232	125	1	400	17	1219	1236
08:00 PM	8	14	0	2	22	5	26	13	1	44	5	39	4	0	48	7	25	16	0	48	3	162	165
08:15 PM	14	13	0	2	27	2	19	9	1	30	4	32	6	1	42	3	33	11	1	47	5	146	151
08:30 PM	6	12	1	2	19	7	31	15	1	53	6	34	6	0	46	3	15	13	0	31	3	149	152
08:45 PM	6	10	0	0	16	2	29	13	2	44	5	48	0	0	53	7	23	11	1	41	3	154	157
Total	34	49	1	6	84	16	105	50	5	171	20	153	16	1	189	20	96	51	2	167	14	611	625
09:00 PM	7	13	3	2	23	3	21	12	1	36	9	61	4	0	74	3	16	6	0	25	3	158	161
09:15 PM	7	13	4	1	24	5	22	22	2	49	7	68	5	0	80	5	20	14	0	39	3	192	195
09:30 PM	7	11	2	1	20	4	30	34	3	68	10	65	5	1	80	4	15	14	0	33	5	201	206
09:45 PM	15	25	2	1	42	6	20	41	0	67	40	112	7	0	159	3	8	8	0	19	1	287	288
Total	36	62	11	5	109	18	93	109	6	220	66	306	21	1	393	15	59	42	0	116	12	838	850
Grand Total	367	411	46	27	824	86	403	294	21	783	129	817	227	4	1173	125	796	371	5	1292	57	4072	4129
Approch %	44.5	49.9	5.6			11.0	51.5	37.5			11.0	69.7	19.4			9.7	61.6	28.7					
Total %	9.0	10.1	1.1		20.2	2.1	9.9	7.2		19.2	3.2	20.1	5.6		28.8	3.1	19.5	9.1		31.7	1.4	98.6	

Start Time	Washington PI Southbound				Centre Ave Westbound				Washington PI Northbound				Centre Ave Eastbound				Int. Total						
	Left	Thru	Right	T/B	App. Total	Left	Thru	Right	T/B	App. Total	Left	Thru	Right	T/B	App. Total	Right		App. Total					
Peak Hour From 06:00 PM to 09:45 PM - Peak 1 of 1																							
Intersection	06:30 PM																						
Volume	176	173	18		367	22	99	55		176	14	177	119		310	48	176			635		1488	
Percent	48.0	47.1	4.9			12.5	56.3	31.3			4.5	57.1	38.4			7.6	27.7						
06:30 Volume	52	30	3		85	4	26	7		37	4	41	26		71	7	52			207		400	
Peak Factor																						0.930	
High Int. Volume	07:15 PM	47	48	5	100	3	26	21		50	2	50	40		92	7	52			207			
Peak Factor					0.918					0.880					0.842						0.767		







Trans Associates  
 4955 Steubenville Pike  
 Suite 400  
 Pittsburgh, PA., 15205

File Name : AYHPL00\_05380\_#13\_Sat\_Nov19  
 Site Code : 00000013  
 Start Date : 11/19/2005  
 Page No : 2

Start Time	Washington PI Southbound			Centre Ave Westbound			Washington PI Northbound			Centre Ave Eastbound		
	Left	Thru	Right	Left	Thru	Right	Left	Thru	Right	Left	Thru	Right
Peak Hour From 08:45 PM to 09:30 PM - Peak 1 of 1												
Intersection 08:45 PM	0	0	0	0	0	0	0	0	0	0	0	0
Volume	0	0	0	0	0	0	0	0	0	5	16	3
Percent	0.0	0.0	0.0	0.0	0.0	0.0	0.0	0.0	0.0	20.8	66.7	12.5
09:30 Volume	0	0	0	0	0	0	0	0	0	2	6	1
Peak Factor												
High Int. Volume	0	0	0	0	0	0	0	0	0	09:30 PM	6	1
Peak Factor										2	0.667	0.667
											24	24
											9	9
												0.667

Trans Associates  
 4955 Steubenville Pike  
 Suite 400  
 Pittsburgh, PA., 15205

File Name : AYHPL00\_05380\_#15\_Sat\_Nov19  
 Site Code : 05380015  
 Start Date : 11/19/2005  
 Page No : 1

Groups Printed- All Vehicles (Board # D4-1943)

Start Time	Mario Lemieux PI Southbound						Centre Ave Westbound						Centre Ave Eastbound											
	Left	Thru	Right	T/B	App. Total	Left	Thru	Right	T/B	App. Total	Left	Thru	Right	T/B	App. Total	Left	Thru	Right	T/B	App. Total	Exclu. Total	Inclu. Total	Int. Total	
	1.0	1.0	1.0	1.0	1.0	1.0	1.0	1.0	1.0	1.0	1.0	1.0	1.0	1.0	1.0	1.0	1.0	1.0	1.0	1.0	1.0			
Factor	1.0	1.0	1.0	1.0	1.0	1.0	1.0	1.0	1.0	1.0	1.0	1.0	1.0	1.0	1.0	1.0	1.0	1.0	1.0	1.0	1.0			
06:00 PM	1	0	1	0	2	0	58	1	1	59	0	0	0	0	0	1	144	1	0	146	1	207	208	
06:15 PM	3	0	2	2	5	0	50	4	1	54	0	0	0	0	0	4	225	0	4	229	7	288	295	
06:30 PM	0	0	2	0	2	0	45	2	2	47	0	0	0	0	0	4	246	0	1	250	3	299	302	
06:45 PM	2	0	1	1	3	0	65	0	2	65	0	0	0	0	0	5	239	0	1	244	4	312	316	
Total	6	0	6	3	12	0	218	7	6	225	0	0	0	0	0	14	854	1	6	869	15	1106	1121	
07:00 PM	1	0	0	0	1	0	50	4	1	54	0	0	0	0	0	1	236	0	5	237	6	292	298	
07:15 PM	1	0	1	0	2	0	57	1	1	58	0	0	0	0	0	0	196	0	0	196	1	256	257	
07:30 PM	2	0	3	1	5	0	52	1	1	53	0	0	0	0	0	3	105	2	2	110	4	168	172	
07:45 PM	2	0	0	0	2	0	51	1	4	52	0	0	0	0	0	2	57	0	0	59	4	113	117	
Total	6	0	4	1	10	0	210	7	7	217	0	0	0	0	0	6	594	2	7	602	15	829	844	
08:00 PM	0	0	1	0	1	0	44	1	1	45	0	0	0	0	0	0	47	0	2	47	3	93	96	
08:15 PM	0	0	1	0	1	0	40	0	1	40	0	0	0	0	0	0	50	0	2	50	3	91	94	
08:30 PM	0	0	4	0	4	0	49	0	2	49	0	0	0	0	0	1	42	0	1	43	3	96	99	
08:45 PM	0	0	6	0	6	0	41	1	1	42	0	0	0	0	0	1	36	0	0	37	1	85	86	
Total	0	0	12	0	12	0	174	2	5	176	0	0	0	0	0	2	175	0	5	177	10	365	375	
09:00 PM	0	0	0	0	0	0	37	0	1	37	0	0	0	0	0	2	36	0	2	38	3	75	78	
09:15 PM	2	0	2	0	4	0	51	0	4	51	0	0	0	0	0	3	31	0	2	34	6	89	95	
09:30 PM	1	0	6	0	7	0	55	1	2	56	0	0	0	0	0	1	33	0	1	34	3	97	100	
09:45 PM	0	0	5	0	5	0	185	0	3	185	0	0	0	0	0	0	44	0	1	44	4	234	238	
Total	3	0	13	0	16	0	328	1	10	329	0	0	0	0	0	6	144	0	6	150	16	495	511	
Grand Total	15	0	35	4	50	0	930	17	28	947	0	0	0	0	0	28	1767	3	24	1798	56	2795	2851	
Approch %	30.0	0.0	70.0		1.8	0.0	98.2	1.8		33.9	0.0	0.0	0.0	0.0	0.0	1.6	98.3	0.2		64.3	2.0	98.0		
Total %	0.5	0.0	1.3		1.8	0.0	33.3	0.6		33.9	0.0	0.0	0.0	0.0	0.0	1.0	63.2	0.1		64.3	2.0	98.0		

Start Time	Mario Lemieux PI Southbound						Centre Ave Westbound						Centre Ave Eastbound											
	Left	Thru	Right	T/B	App. Total	Left	Thru	Right	T/B	App. Total	Left	Thru	Right	T/B	App. Total	Left	Thru	Right	T/B	App. Total	Exclu. Total	Inclu. Total	Int. Total	
	1.0	1.0	1.0	1.0	1.0	1.0	1.0	1.0	1.0	1.0	1.0	1.0	1.0	1.0	1.0	1.0	1.0	1.0	1.0	1.0	1.0			
Peak Hour From 06:00 PM to 09:45 PM - Peak 1 of 1	6	0	0	5	11	0	210	10		220	0	0	0		0	14	946	0		960	0	960	1191	
Intersection 06:15 PM	54.5	0.0	0.0	45.5	3	0.0	95.5	4.5		65	0.0	0.0	0.0		1.5	98.5	0.0			244	0	244	312	
06:45 Volume	2	0	0	1	3	0	65	0		65	0	0	0		5	239	0			244	0	244	312	
Peak Factor	0.06:15 PM	0	0	0	2	0.06:45 PM	0	0	0.06:45 PM	0	0	0	0	0.06:30 PM	0	4	246	0			250	0	250	0.954
High Int. Volume	3	0	0	2	5	0	65	0		65	0	0	0		4	246	0			250	0	250	0.960	
Peak Factor	0.06:15 PM	0	0	0	0.550	0.06:45 PM	0	0	0.846	0.06:30 PM	0	0	0	0	0.960									





Trans Associates  
 4955 Steubenville Pike  
 Suite 400  
 Pittsburgh, PA., 15205

File Name : AYHPL00\_05380\_#17\_Sat\_6-10  
 Site Code : 05380017  
 Start Date : 12/3/2005  
 Page No : 1

Start Time	Crawford St. Southbound						Centre Ave Westbound						Crawford St. Northbound						Centre Ave Eastbound									
	Left	Thru	Right	T/B	App. Total	Left	Thru	Right	T/B	App. Total	Left	Thru	Right	T/B	App. Total	Left	Thru	Right	T/B	App. Total	Left	Thru	Right	T/B	App. Total	Exclu. Total	Inclu. Total	Int. Total
	1.0	1.0	1.0	1.0	1.0	1.0	1.0	1.0	1.0	1.0	1.0	1.0	1.0	1.0	1.0	1.0	1.0	1.0	1.0	1.0	1.0	1.0	1.0	1.0	1.0	1.0	1.0	1.0
Factor	1.0	1.0	1.0	1.0	1.0	1.0	1.0	1.0	1.0	1.0	1.0	1.0	1.0	1.0	1.0	1.0	1.0	1.0	1.0	1.0	1.0	1.0	1.0	1.0	1.0	1.0	1.0	1.0
06:00 PM	1	31	8	1	40	4	27	4	2	35	47	24	4	0	75	8	18	6	0	32	15	13	17	1	45	3	182	185
06:15 PM	2	14	26	2	42	5	28	9	0	42	73	18	9	2	100	15	13	17	1	45	5	229	234					
06:30 PM	3	7	33	1	43	17	27	3	1	47	71	18	3	0	92	15	15	21	2	51	4	233	237					
06:45 PM	5	10	23	3	38	6	30	9	3	45	71	12	8	1	91	11	19	34	1	64	8	238	246					
Total	11	62	90	7	163	32	112	25	6	169	262	72	24	3	358	49	65	78	4	192	20	882	902					
07:00 PM	3	7	20	3	30	11	14	4	0	29	33	15	2	1	50	9	16	22	7	47	11	156	167					
07:15 PM	3	4	19	0	26	9	20	5	1	34	24	16	6	1	46	4	16	11	3	31	5	137	142					
07:30 PM	6	5	15	2	26	5	20	3	0	28	15	6	7	0	28	7	26	5	3	38	5	120	125					
07:45 PM	2	5	11	2	18	4	11	6	2	21	7	9	3	1	19	5	24	10	3	39	8	97	105					
Total	14	21	65	7	100	29	65	18	3	112	79	46	18	3	143	25	82	48	16	155	29	510	539					
08:00 PM	6	4	8	1	18	1	18	6	2	25	11	5	8	1	24	4	21	12	2	37	6	104	110					
08:15 PM	4	7	1	0	12	3	14	11	1	28	8	7	11	0	26	3	22	11	2	36	3	102	105					
08:30 PM	3	6	4	0	13	3	7	4	0	14	8	10	9	1	27	8	15	7	0	30	1	84	85					
08:45 PM	2	1	11	1	14	5	14	2	0	21	7	10	7	0	24	5	22	10	2	37	3	96	99					
Total	15	18	24	2	57	12	53	23	3	88	34	32	35	2	101	20	80	40	6	140	13	386	399					
09:00 PM	4	6	6	1	16	1	18	2	2	21	7	15	11	3	33	4	22	11	3	37	9	107	116					
09:15 PM	2	16	9	2	27	2	16	5	1	23	6	15	7	2	28	4	17	28	2	49	7	127	134					
09:30 PM	2	23	8	2	33	4	19	6	1	29	9	27	7	0	43	33	18	59	1	110	4	215	219					
09:45 PM	33	34	30	0	97	12	22	17	0	51	24	56	33	1	113	56	78	83	4	217	5	478	483					
Total	41	79	53	5	173	19	75	30	4	124	46	113	58	6	217	97	135	181	10	413	25	927	952					
Grand Total	81	180	232	21	493	92	305	96	16	493	421	263	135	14	819	191	362	347	36	900	87	2705	2792					
Approch %	16.4	36.5	47.1		18.2	18.7	61.9	19.5		18.2	51.4	32.1	16.5		30.3	21.2	40.2	38.6		33.3	7.1	13.4	12.8		3.1	96.9		
Total %	3.0	6.7	8.6		18.2	3.4	11.3	3.5		18.2	15.6	9.7	5.0		30.3	7.1	13.4	12.8		33.3	3.1	96.9			3.1	96.9		
Start Time	Crawford St. Southbound						Centre Ave Westbound						Crawford St. Northbound						Centre Ave Eastbound									
Peak Hour From 06:00 PM to 09:45 PM - Peak 1 of 1	Left	Thru	Right	T/B	App. Total	Left	Thru	Right	T/B	App. Total	Left	Thru	Right	T/B	App. Total	Left	Thru	Right	T/B	App. Total	Left	Thru	Right	T/B	App. Total	Exclu. Total	Inclu. Total	Int. Total
Intersection 09:00 PM	41	79	53	5	173	19	75	30	4	124	46	113	58	6	217	97	135	181	10	413	25	927	952					
Volume	41	79	53		173	19	75	30		124	46	113	58		217	97	135	181		413	25	927	952					
Percent	23.7	45.7	30.6		30.6	15.3	60.5	24.2		24.2	21.2	52.1	26.7		26.7	23.5	32.7	43.8		43.8	8.7	127	134					
09:45 Volume	33	34	30		97	12	22	17		51	24	56	33		113	56	78	83		217	5	478	483					
Peak Factor					0.446					0.608					0.480					0.476								
High Int. 09:45 PM	33	34	30		97	12	22	17		51	24	56	33		113	56	78	83		217	5	478	483					
Volume	33	34	30		97	12	22	17		51	24	56	33		113	56	78	83		217	5	478	483					
Peak Factor					0.446					0.608					0.480					0.476								



Trans Associates  
 4955 Steubenville Pike  
 Suite 400  
 Pittsburgh, PA., 15205

File Name : AYHPL00\_05380\_#18\_SAT\_6-10  
 Site Code : 05380018  
 Start Date : 12/3/2005  
 Page No : 1

Start Time	Devilliers Southbound						Centre Westbound						Devilliers/Dinwiddle Northbound						Centre Eastbound						Int. Total
	Left	Thru	Right	T/B	App. Total	Left	Thru	Right	T/B	App. Total	Left	Thru	Right	T/B	App. Total	Left	Thru	Right	T/B	App. Total	Exclu. Total	Inclu. Total			
	1.0	1.0	1.0	1.0	1.0	1.0	1.0	1.0	1.0	1.0	1.0	1.0	1.0	1.0	1.0	1.0	1.0	1.0	1.0	1.0					
Factor	1.0	1.0	1.0	1.0	1.0	1.0	1.0	1.0	1.0	1.0	1.0	1.0	1.0	1.0	1.0	1.0	1.0	1.0	1.0	1.0					
06:00 PM	2	0	4	0	6	0	30	3	2	33	0	0	1	0	1	2	31	1	1	34	3	74	77		
06:15 PM	2	1	2	0	5	0	33	5	2	38	1	0	0	0	1	6	23	0	2	29	4	73	77		
06:30 PM	2	1	1	0	4	0	24	2	1	26	0	0	1	0	1	2	23	1	3	26	4	57	61		
06:45 PM	0	0	3	0	3	1	33	3	3	37	0	0	0	0	0	3	27	0	0	30	3	70	73		
Total	6	2	10	0	18	1	120	13	8	134	1	0	2	0	3	13	104	2	6	119	14	274	288		
07:00 PM	0	0	0	0	0	0	20	5	2	25	1	0	0	0	1	1	29	1	5	31	7	57	64		
07:15 PM	1	1	1	0	3	0	21	3	1	24	1	0	0	0	1	0	24	0	1	24	2	52	54		
07:30 PM	3	1	1	0	5	2	21	3	0	26	2	0	1	0	3	3	35	1	1	39	1	73	74		
07:45 PM	1	0	2	0	3	0	22	4	4	26	0	0	0	0	0	1	27	1	2	29	6	58	64		
Total	5	2	4	0	11	2	84	15	7	101	4	0	1	0	5	5	115	3	9	123	16	240	256		
08:00 PM	0	1	3	0	4	0	18	5	2	23	1	0	0	0	1	2	31	1	2	34	4	62	66		
08:15 PM	0	1	2	0	3	0	14	5	2	19	3	0	1	0	4	0	21	0	2	21	4	47	51		
08:30 PM	0	0	0	0	0	0	14	3	1	17	0	0	0	0	0	3	18	0	1	21	2	38	40		
08:45 PM	0	0	1	0	1	0	16	3	1	19	1	0	0	0	1	3	25	1	2	29	3	50	53		
Total	0	2	6	0	8	0	62	16	6	78	5	0	1	0	6	8	95	2	7	105	13	197	210		
09:00 PM	0	0	0	0	0	0	14	2	2	16	0	0	0	0	0	2	35	0	3	37	5	53	58		
09:15 PM	0	0	1	0	1	1	30	3	3	34	0	0	0	0	0	1	23	0	3	24	6	59	65		
09:30 PM	0	0	0	0	0	0	23	4	1	28	1	0	0	0	1	0	19	1	1	20	2	49	51		
09:45 PM	4	1	1	0	6	1	24	1	1	26	0	0	0	0	0	1	92	1	2	94	3	126	129		
Total	4	1	2	0	7	3	91	10	7	104	1	0	0	0	1	4	169	2	9	175	16	287	303		
Grand Total	15	7	22	0	44	6	357	54	28	417	11	0	4	0	15	30	483	9	31	522	59	998	1057		
Approch %	34.1	15.9	50.0		4.4	1.4	85.6	12.9		41.8	73.3	0.0	26.7		1.5	5.7	92.5	1.7		52.3	5.6	94.4			
Total %	1.5	0.7	2.2		4.4	0.6	35.8	5.4		41.8	1.1	0.0	0.4		1.5	3.0	48.4	0.9		52.3	5.6	94.4			

Start Time	Devilliers Southbound						Centre Westbound						Devilliers/Dinwiddle Northbound						Centre Eastbound					
	Left	Thru	Right	T/B	App. Total	Left	Thru	Right	T/B	App. Total	Left	Thru	Right	T/B	App. Total	Left	Thru	Right	T/B	App. Total	Exclu. Total	Inclu. Total		
	1.0	1.0	1.0	1.0	1.0	1.0	1.0	1.0	1.0	1.0	1.0	1.0	1.0	1.0	1.0	1.0	1.0	1.0	1.0	1.0				
Peak Hour From 06:00 PM to 09:45 PM - Peak 1 of 1	4	1	2	0	7	3	91	10	7	104	1	0	0	0	1	4	169	2	9	175	16	287	303	
Intersection 09:00 PM	4	1	2	0	7	3	91	10	7	104	1	0	0	0	1	4	169	2	9	175	16	287	303	
Volume	4	1	2	0	7	3	91	10	7	104	1	0	0	0	1	4	169	2	9	175	16	287	303	
Percent	57.1	14.3	28.6		4.4	1.4	85.6	12.9		41.8	73.3	0.0	26.7		1.5	5.7	92.5	1.7		52.3	5.6	94.4		
Peak Factor	4	1	1	0	6	1	24	1	1	26	0	0	0	0	0	1	92	1	2	94	3	126	129	
High Int. 09:45 PM	4	1	1	0	6	1	24	1	1	26	0	0	0	0	0	1	92	1	2	94	3	126	129	
Volume	4	1	1	0	6	1	24	1	1	26	0	0	0	0	0	1	92	1	2	94	3	126	129	
Peak Factor	4	1	1	0	6	1	24	1	1	26	0	0	0	0	0	1	92	1	2	94	3	126	129	



Trans Associates  
 4955 Steubenville Pike  
 Suite 400  
 Pittsburgh, PA., 15205

File Name : AYHPL00\_05380\_#18\_SAT\_6-10  
 Site Code : 05380018  
 Start Date : 12/3/2005  
 Page No : 2

	Devillers Southbound			Centre Westbound			Devillers/Dinwiddle Northbound			Centre Eastbound					
	Left	Thru	Right	Left	Thru	Right	Left	Thru	Right	Left	Thru	Right			
Start Time	08:30 PM to 09:15 PM - Peak 1 of 1			08:30 PM			08:45 PM			09:00 PM					
Peak Hour From	08:30 PM to 09:15 PM - Peak 1 of 1			08:30 PM			08:45 PM			09:00 PM					
Intersection	08:30 PM			08:30 PM			08:45 PM			09:00 PM					
Volume	0	0	2	1	74	11	1	86	0	0	1	1			
Percent	0.0	0.0	100.0	1.2	86.0	12.8	100.0	86	0.0	0.0	8.1	101			
09:15 Volume	0	0	1	1	30	3	0	34	0	0	1	23			
Peak Factor	08:45 PM			09:15 PM			08:45 PM			09:00 PM					
High Int. Volume	0	0	1	1	30	3	1	34	0	0	2	35			
Peak Factor	0.500			0.632			0.632			0.250			0.750		
Int. Total													200		
													59		
													0.847		







Trans Associates  
 4955 Steubenville Pike  
 Suite 400  
 Pittsburgh, PA., 15205

File Name : AYHPL00\_05380\_#19\_Sat\_Nov19  
 Site Code : 05380019  
 Start Date : 11/19/2005  
 Page No : 1

Groups Printed- All Vehicles (Board # D1-2264)

Start Time	Washington PI Southbound				Colwell Westbound				Washington PI Northbound				Garage Eastbound					
	Left	Thru	Right	T/B	App. Total	Left	Thru	Right	T/B	App. Total	Left	Thru	Right	T/B	App. Total	Exclu. Total	Inclu. Total	Int. Total
Factor	1.0	1.0	1.0	1.0	1.0	1.0	1.0	1.0	1.0	1.0	1.0	1.0	1.0	1.0	1.0			
06:00 PM	23	49	14	1	86	4	0	6	0	10	4	93	12	0	109	1	0	207
06:15 PM	21	46	21	1	88	2	1	9	0	12	11	82	21	0	114	2	0	219
06:30 PM	35	47	14	2	96	8	0	12	0	20	15	70	21	1	106	1	0	220
06:45 PM	29	35	15	2	79	1	1	10	0	12	18	91	24	0	133	1	0	225
Total	108	177	64	6	349	15	2	37	0	54	48	336	78	1	462	5	0	876
07:00 PM	39	42	44	0	125	2	0	7	0	9	18	88	29	0	135	0	0	271
07:15 PM	22	46	60	1	128	4	0	17	0	21	14	102	12	1	128	0	0	278
07:30 PM	10	34	25	0	69	0	4	6	0	10	4	69	3	1	76	1	0	161
07:45 PM	8	34	3	5	45	2	1	6	0	9	0	53	2	2	55	0	0	110
Total	79	156	132	6	367	8	5	36	0	49	36	312	46	4	394	1	0	820
08:00 PM	7	34	1	0	42	1	0	12	0	13	0	49	0	0	49	3	0	109
08:15 PM	5	29	0	2	34	0	1	0	1	1	0	22	1	0	23	3	0	66
08:30 PM	7	31	0	0	38	2	0	4	0	6	0	58	2	0	60	7	1	114
08:45 PM	2	27	0	2	29	1	0	4	0	5	1	56	0	0	57	6	0	101
Total	21	121	1	4	143	4	1	20	1	25	1	185	3	0	189	19	1	390
09:00 PM	5	22	0	1	27	2	0	5	0	7	2	66	1	0	69	4	0	111
09:15 PM	10	33	0	1	43	4	0	10	0	14	1	70	3	1	74	7	0	148
09:30 PM	7	35	0	0	42	2	0	11	0	13	0	69	4	1	73	12	0	143
09:45 PM	19	77	0	1	96	69	0	50	0	119	6	94	5	0	105	29	1	376
Total	41	167	0	3	208	77	0	76	0	153	9	299	13	2	321	52	1	778
Grand Total	249	621	197	19	1067	104	8	169	1	281	94	1132	140	7	1366	77	2	2859
Approach %	23.3	58.2	18.5		37.0	2.8	60.1			9.8	6.9	82.9	10.2		53.1	1.4	45.5	2886
Total %	8.7	21.7	6.9		37.3	3.6	0.3	5.9		9.8	3.3	39.6	4.9		47.8	2.7	2.3	99.1

Start Time	Washington PI Southbound				Colwell Westbound				Washington PI Northbound				Garage Eastbound						
	Left	Thru	Right	T/B	App. Total	Left	Thru	Right	T/B	App. Total	Left	Thru	Right	T/B	App. Total	Exclu. Total	Inclu. Total	Int. Total	
Peak Hour From 06:00 PM to 09:45 PM - Peak 1 of 1	125	170	133		428	15	1	46		62	65	351	86		502	2	0	999	
Intersection Volume	125	170	133		428	24.2	1.6	74.2		21	12.9	69.9	17.1		128	28.6	0.0	71.4	
Percent	29.2	39.7	31.1		128	4	0	17		21	14	102	12		128	0	0	278	
07:15 Volume	22	46	60		128	07:15 PM	07:00 PM	06:30 PM		21	18	88	29		135	06:30 PM	0	2	0.898
Peak Factor	0.715	0.715	0.715		0.836	0.738	0.738	0.738		0.738	0.738	0.738	0.738		0.930	0.583	0.583	0.583	
High Int. Volume	22	46	60		128	4	0	17		21	18	88	29		135	1	0	3	
Peak Factor	0.715	0.715	0.715		0.836	0.738	0.738	0.738		0.738	0.738	0.738	0.738		0.930	0.583	0.583	0.583	



Trans Associates  
 4955 Steubenville Pike  
 Suite 400  
 Pittsburgh, PA., 15205

File Name : AYHPL00\_05380\_#20\_Sat\_Nov19  
 Site Code : 05380020  
 Start Date : 11/19/2005  
 Page No : 1

Groups Printed- All Vehicles (Board # D4-2157)

Start Time	Washington PI Southbound						Fifth Ave Westbound						Chatham Sq Northbound						Fifth Ave Eastbound					
	Left	Thru	Right	T/B	App. Total		Left	Thru	Right	T/B	App. Total		Left	Thru	Right	T/B	App. Total		Left	Thru	Right	T/B	App. Total	
	1.0	1.0	1.0	1.0	1.0		1.0	1.0	1.0	1.0	1.0		1.0	1.0	1.0	1.0	1.0		1.0	1.0	1.0	1.0	1.0	
Factor	1.0	1.0	1.0	1.0	1.0		1.0	1.0	1.0	1.0	1.0		1.0	1.0	1.0	1.0	1.0		1.0	1.0	1.0	1.0	1.0	
06:00 PM	0	30	11	1	41		2	59	28	2	89		8	49	0	0	57		0	0	0	0	0	
06:15 PM	0	27	23	1	50		12	86	49	3	147		23	84	0	0	107		0	0	0	0	0	
06:30 PM	0	20	35	1	55		12	86	44	8	142		22	74	0	0	96		0	0	0	0	0	
06:45 PM	0	17	19	1	36		16	104	49	3	169		19	116	0	0	135		0	0	0	0	0	
Total	0	94	88	4	182		42	335	170	16	547		72	323	0	0	395		0	0	0	0	0	
07:00 PM	0	32	26	0	58		15	103	54	1	172		43	127	0	0	170		0	0	0	0	0	
07:15 PM	1	30	29	1	60		12	102	36	7	150		27	92	0	0	119		0	0	0	0	0	
07:30 PM	0	26	25	0	51		5	89	32	3	126		16	45	0	1	61		0	0	0	0	0	
07:45 PM	0	20	29	0	49		2	92	16	8	110		9	28	0	1	37		0	0	0	0	0	
Total	1	108	109	1	218		34	386	138	19	558		95	292	0	2	387		0	0	0	0	0	
08:00 PM	1	18	22	1	41		1	85	21	4	107		3	18	0	0	21		0	0	0	0	0	
08:15 PM	0	10	22	3	32		3	58	9	1	70		2	18	0	0	20		0	0	0	0	0	
08:30 PM	0	18	25	2	43		4	56	23	6	83		7	35	0	0	42		0	0	0	0	0	
08:45 PM	0	11	15	1	26		3	47	21	5	71		4	36	0	0	40		0	0	0	0	0	
Total	1	57	84	7	142		11	246	74	16	331		16	107	0	0	123		0	0	0	0	0	
09:00 PM	0	8	33	2	41		2	76	20	2	98		8	44	0	0	52		0	0	0	0	0	
09:15 PM	2	23	36	3	61		1	77	22	3	100		8	32	0	0	40		0	0	0	0	0	
09:30 PM	0	21	30	0	51		2	90	28	6	120		6	36	0	0	42		0	0	0	0	0	
09:45 PM	0	19	121	0	140		6	187	28	2	221		11	42	0	0	53		0	0	0	0	0	
Total	2	71	220	5	293		11	430	98	13	539		33	154	0	0	187		0	0	0	0	0	
Grand Total	4	330	501	17	835		98	1397	480	64	1975		216	876	0	2	1092		0	0	0	0	0	
Approch %	0.5	39.5	60.0		21.4		5.0	70.7	24.3		50.6		19.8	80.2	0.0		28.0		0.0	0.0	0.0		0.0	
Total %	0.1	8.5	12.8				2.5	35.8	12.3				5.5	22.5	0.0				0.0	0.0	0.0		0.0	

Start Time	Washington PI Southbound						Fifth Ave Westbound						Chatham Sq Northbound						Fifth Ave Eastbound					
	Left	Thru	Right	T/B	App. Total		Left	Thru	Right	T/B	App. Total		Left	Thru	Right	T/B	App. Total		Left	Thru	Right	T/B	App. Total	
	1.0	1.0	1.0	1.0	1.0		1.0	1.0	1.0	1.0	1.0		1.0	1.0	1.0	1.0	1.0		1.0	1.0	1.0	1.0	1.0	
Peak Hour From 06:00 PM to 09:45 PM - Peak 1 of 1																								
Intersection	06:30 PM																							
Volume	1	99	109		209		55	395	183		633		111	409	0		520		0	0	0		0	
Percent	0.5	47.4	52.2		58		8.7	62.4	28.9		172		21.3	78.7	0.0		170		0.0	0.0	0.0		0.0	
07:00 Volume	0	32	26		58		15	103	54				43	127	0				0	0	0		0	
Peak Factor																								
High Int. Volume	07:15 PM	1	30	29	60	0.871	07:00 PM	15	103	54	172	0.920	07:00 PM	43	127	0	170	0.765	5:45:00 PM					
Peak Factor																								0.851





Trans Associates  
 4955 Steubenville Pike  
 Suite 400  
 Pittsburgh, PA., 15205

File Name : AYHPL00\_05380\_#22\_SAT\_6-10  
 Site Code : 05380022  
 Start Date : 12/3/2005  
 Page No : 1

Start Time	Groups Printed- Unshifted																											
	Southbound						Westbound						Armstrong Tun. Northbound						Forbes Ave Eastbound									
	Left	Thru	Right	T/B	App. Total	Left	Thru	Right	T/B	App. Total	Left	Thru	Right	T/B	App. Total	Left	Thru	Right	T/B	App. Total	Left	Thru	Right	T/B	App. Total	Exclu. Total	Inclu. Total	Int. Total
Factor	1.0	1.0	1.0	1.0	1.0	1.0	1.0	1.0	1.0	1.0	1.0	1.0	1.0	1.0	1.0	1.0	1.0	1.0	1.0	1.0	1.0	1.0	1.0	1.0	1.0			
06:00 PM	0	0	0	0	0	0	0	0	0	0	13	0	109	0	122	0	169	64	5	233	0	221	58	8	279	5	355	360
06:15 PM	0	0	0	0	0	0	0	0	0	0	7	0	167	0	174	0	221	58	8	279	8	453	461					
06:30 PM	0	0	0	0	0	0	0	0	0	0	10	0	151	1	161	0	244	50	1	294	2	455	457					
06:45 PM	0	0	0	0	0	0	0	0	0	0	13	0	106	6	119	0	249	64	6	313	12	432	444					
Total	0	0	0	0	0	0	0	0	0	0	43	0	533	7	576	0	883	236	20	1119	27	1695	1722					
07:00 PM	0	0	0	0	0	0	0	0	0	0	14	1	69	0	84	0	126	59	1	185	1	269	270					
07:15 PM	0	0	0	0	0	0	0	0	0	0	9	0	61	1	70	0	84	57	4	141	5	211	216					
07:30 PM	0	0	0	0	0	0	0	0	0	0	21	0	52	0	73	0	68	44	5	112	5	185	190					
07:45 PM	0	0	0	0	0	0	0	0	0	0	18	0	60	2	78	0	42	50	3	92	5	170	175					
Total	0	0	0	0	0	0	0	0	0	0	62	1	242	3	305	0	320	210	13	530	16	835	851					
08:00 PM	0	0	0	0	0	0	0	0	0	0	9	0	32	1	41	0	44	43	6	87	7	128	135					
08:15 PM	0	0	0	0	0	0	0	0	0	0	7	0	46	0	53	0	42	54	3	96	3	149	152					
08:30 PM	0	0	0	0	0	0	0	0	0	0	8	0	38	0	46	0	38	43	3	81	3	127	130					
08:45 PM	0	0	0	0	0	0	0	0	0	0	15	0	39	2	54	0	51	56	4	107	6	161	167					
Total	0	0	0	0	0	0	0	0	0	0	39	0	155	3	194	0	175	196	16	371	19	565	584					
09:00 PM	0	0	0	0	0	0	0	0	0	0	10	0	38	0	48	0	50	44	3	94	3	142	145					
09:15 PM	0	0	0	0	0	0	0	0	0	0	9	0	69	0	78	0	34	59	2	93	2	171	173					
09:30 PM	0	0	0	0	0	0	0	0	0	0	14	0	72	4	86	0	46	87	3	133	7	219	226					
09:45 PM	0	0	0	0	0	0	0	0	0	0	18	0	55	1	73	0	75	171	4	246	5	319	324					
Total	0	0	0	0	0	0	0	0	0	0	51	0	234	5	285	0	205	361	12	566	17	851	868					
Grand Total	0	0	0	0	0	0	0	0	0	0	195	1	1164	18	1360	0	1583	1003	61	2586	79	3946	4025					
Approch %	0.0	0.0	0.0	0.0	0.0	0.0	0.0	0.0	0.0	0.0	14.3	0.1	85.6		34.5	0.0	61.2	38.8		65.5	2.0	98.0						
Total %	0.0	0.0	0.0	0.0	0.0	0.0	0.0	0.0	0.0	0.0	4.9	0.0	29.5		34.5	0.0	40.1	25.4		65.5	2.0	98.0						

Start Time	Southbound						Westbound						Armstrong Tun. Northbound						Forbes Ave Eastbound														
	Left	Thru	Right	T/B	App. Total	Left	Thru	Right	T/B	App. Total	Left	Thru	Right	T/B	App. Total	Left	Thru	Right	T/B	App. Total	Left	Thru	Right	T/B	App. Total	Exclu. Total	Inclu. Total	Int. Total					
Peak Hour From 06:00 PM to 09:45 PM - Peak 1 of 1	0	0	0	0	0	0	0	0	0	0	0	0	0	0	0	0	0	0	0	0	0	0	0	0	0	0	0	0	0	0			
Intersection 06:00 PM	0	0	0	0	0	0	0	0	0	0	0	0	0	0	0	0	0	0	0	0	0	0	0	0	0	0	0	0	0	0			
Volume	0	0	0	0	0	0	0	0	0	0	43	0	533	0	533	0	883	236	0	1119	0	883	236	0	1119								
Percent	0.0	0.0	0.0	0.0	0.0	0.0	0.0	0.0	0.0	0.0	7.5	0.0	92.5	0.0	92.5	0.0	78.9	21.1	0.0	236	0.0	78.9	21.1	0.0	236								
Peak Factor	0	0	0	0	0	0	0	0	0	0	10	0	151	0	151	0	244	50	0	294	0	244	50	0	294								
High Int. 5:45:00 PM	0	0	0	0	0	0	0	0	0	0	06:15 PM	0	167	06:45 PM	0	167	06:45 PM	0	64	06:45 PM	0	64											
Volume	0	0	0	0	0	0	0	0	0	0	7	0	174	0	174	0	249	64	0	313	0	249	64	0	313								
Peak Factor											0.828		0.828		0.828					0.894					0.894								









Trans Associates  
 4955 Steubenville Pike  
 Suite 400  
 Pittsburgh, PA., 15205

File Name : AYHPL00\_05380\_#25\_Sat\_Nov19  
 Site Code : 53800025  
 Start Date : 11/19/2005  
 Page No : 1

Groups Printed- All Vehicles (Board # D4-4436)

Start Time	Grant St Southbound					Blvd of the Allies Westbound					Grant St Northbound					Blvd of the Allies Eastbound				
	Left	Thru	Right	T/B	App. Total	Left	Thru	Right	T/B	App. Total	Left	Thru	Right	T/B	App. Total	Left	Thru	Right	T/B	App. Total
	1.0	1.0	1.0	1.0	1.0	1.0	1.0	1.0	1.0	1.0	1.0	1.0	1.0	1.0	1.0	1.0	1.0	1.0	1.0	1.0
06:00 PM	5	77	15	2	97	1	48	9	3	58	2	111	9	1	122	13	83	24	3	120
06:15 PM	4	74	7	1	85	0	39	16	0	55	5	129	9	0	143	9	70	25	2	104
06:30 PM	3	56	24	4	83	0	57	6	1	63	2	172	8	6	182	7	61	10	1	78
06:45 PM	2	70	12	2	84	0	57	12	0	69	5	142	12	0	159	21	62	18	2	101
Total	14	277	58	9	349	1	201	43	4	245	14	554	38	7	606	50	276	77	8	403
07:00 PM	0	68	12	2	80	1	58	4	2	63	4	168	11	1	183	20	76	22	2	118
07:15 PM	2	74	15	0	91	0	52	14	1	66	7	113	9	3	129	22	106	17	3	145
07:30 PM	0	92	19	0	111	0	53	13	2	66	6	46	5	0	57	13	87	27	1	127
07:45 PM	1	73	18	3	92	0	28	9	0	37	4	56	7	4	67	8	111	17	3	136
Total	3	307	64	5	374	1	191	40	5	232	21	383	32	8	436	63	380	83	9	526
08:00 PM	2	57	9	1	68	0	27	8	0	35	3	48	14	1	65	11	94	25	2	130
08:15 PM	1	79	13	1	93	0	34	6	1	40	3	40	62	1	105	4	81	57	0	142
08:30 PM	2	64	5	3	71	0	45	1	3	46	2	41	31	1	74	5	103	26	3	134
08:45 PM	0	45	15	0	60	0	33	8	0	41	3	36	21	1	60	9	121	37	3	167
Total	5	245	42	5	292	0	139	23	4	162	11	165	128	4	304	29	399	145	8	573
09:00 PM	1	72	15	2	88	0	32	6	2	38	3	47	30	0	80	11	107	28	4	146
09:15 PM	2	89	12	1	103	0	26	8	2	34	7	45	5	0	57	6	60	22	1	88
09:30 PM	1	96	19	1	116	0	30	8	0	38	5	37	10	1	52	1	40	17	0	58
09:45 PM	2	182	17	0	201	0	43	16	0	59	1	46	6	1	53	14	59	20	4	93
Total	6	439	63	4	508	0	131	38	4	169	16	175	51	2	242	32	266	87	9	385
Grand Total	28	1268	227	23	1523	2	662	144	17	808	62	1277	249	21	1588	174	1321	392	34	1887
Approch %	1.8	83.3	14.9		26.2	0.2	81.9	17.8		13.9	3.9	80.4	15.7		27.4	9.2	70.0	20.8		32.5
Total %	0.5	21.8	3.9			0.0	11.4	2.5			3.0	22.0	4.3			3.0	22.8	6.8		98.4

Start Time	Grant St Southbound					Blvd of the Allies Westbound					Grant St Northbound					Blvd of the Allies Eastbound				
	Left	Thru	Right	T/B	App. Total	Left	Thru	Right	T/B	App. Total	Left	Thru	Right	T/B	App. Total	Left	Thru	Right	T/B	App. Total
	1.0	1.0	1.0	1.0	1.0	1.0	1.0	1.0	1.0	1.0	1.0	1.0	1.0	1.0	1.0	1.0	1.0	1.0	1.0	1.0
Peak Hour From 06:00 PM to 09:45 PM - Peak 1 of 1	7	268	63		338	1	224	36		261	18	595	40		653	70	305	67		442
Intersection 06:30 PM	2.1	79.3	18.6		80	0.4	85.8	13.8		63	2.8	91.1	6.1		183	15.8	69.0	15.2		1694
Volume	0	68	12		80	1	58	4		63	4	168	11		183	20	76	22		444
Percent																				
Peak Factor																				
High Int. 07:15 PM	2	74	15		91	0	57	12		69	4	168	11		183	22	106	17		0.954
Volume					0.929					0.946					0.892					0.762
Peak Factor																				



Trans Associates  
 4955 Steubenville Pike  
 Suite 400  
 Pittsburgh, PA., 15205

File Name : AYHPL00\_05380\_#25\_1\_Sat\_6-10\_Fixed  
 Site Code : 05380025  
 Start Date : 12/3/2005  
 Page No : 1

Groups Printed- Group 1

Start Time	Grant St Southbound						Blvd Allies Westbound						Grant St Northbound						Blvd Allies Eastbound						Inclu. Total	Int. Total
	Left	Thru	Right	Peds	App. Total	Left	Thru	Right	Peds	App. Total	Left	Thru	Right	Peds	App. Total	Left	Thru	Right	Peds	App. Total	Exclu. Total					
																						1.0	1.0	1.0		
Factor	1.0	1.0	1.0	1.0	1.0	1.0	1.0	1.0	1.0	1.0	1.0	1.0	1.0	1.0	1.0	1.0	1.0	1.0	1.0	1.0	1.0	1.0	1.0			
06:00 PM	0	67	13	0	80	0	9	0	0	9	7	129	5	1	141	13	45	14	5	72	6	302	308	6	302	
06:15 PM	0	49	9	0	58	0	12	0	0	12	12	156	10	2	178	16	41	18	3	75	5	323	328	5	323	
06:30 PM	1	46	12	0	59	0	10	0	0	10	8	177	5	3	190	5	39	15	3	59	6	318	324	6	318	
06:45 PM	1	73	11	0	85	0	12	0	0	12	4	135	9	1	148	14	30	28	2	72	2	317	319	2	317	
Total	2	235	45	0	282	0	43	0	0	43	31	597	29	7	657	48	155	75	12	278	19	1260	1279	19	1260	
07:00 PM	1	52	15	0	68	0	18	0	0	18	13	112	9	6	134	13	38	20	2	71	8	291	299	8	291	
07:15 PM	0	54	16	0	70	0	12	0	0	12	6	88	5	0	99	6	54	29	2	89	2	270	272	2	270	
07:30 PM	1	47	9	0	57	0	11	0	0	11	6	42	10	1	58	8	36	13	3	57	4	183	187	4	183	
07:45 PM	0	50	12	0	62	0	8	0	0	8	6	50	2	0	58	7	35	15	0	57	0	185	185	0	185	
Total	2	203	52	0	257	0	49	0	0	49	31	292	26	7	349	34	163	77	7	274	14	929	943	14	929	
08:00 PM	0	62	11	0	73	0	10	0	0	10	4	39	6	0	49	2	53	12	1	67	1	199	200	1	199	
08:15 PM	1	50	14	1	65	0	11	0	0	11	3	35	7	0	45	5	40	16	1	61	2	182	184	2	182	
08:30 PM	0	63	9	0	72	0	10	0	0	10	2	29	4	0	35	9	36	9	1	54	1	171	172	1	171	
08:45 PM	2	45	11	0	58	0	11	0	0	11	7	34	5	0	46	4	25	16	2	45	2	160	162	2	160	
Total	3	220	45	1	268	0	42	0	0	42	16	137	22	0	175	20	154	53	5	227	6	712	718	6	712	
09:00 PM	1	81	9	0	91	0	17	0	0	17	4	36	9	2	49	4	38	14	0	56	2	213	215	2	213	
09:15 PM	1	63	7	0	71	0	17	0	0	17	6	48	3	3	57	7	34	10	1	51	4	196	200	4	196	
09:30 PM	4	94	15	0	113	0	3	1	0	4	3	46	12	2	61	7	25	15	1	47	3	225	228	3	225	
09:45 PM	0	193	9	0	202	0	7	0	0	7	9	43	12	0	64	7	39	18	8	64	8	337	345	8	337	
Total	6	431	40	0	477	0	44	1	0	45	22	173	36	7	231	25	136	57	10	218	17	971	988	17	971	
Grand Total	13	1089	182	1	1284	0	178	1	0	179	100	1199	113	21	1412	127	608	262	34	997	56	3872	3928	56	3872	
Approach %	1.0	84.8	14.2		33.2	0.0	99.4	0.6		4.6	7.1	84.9	8.0		36.5	12.7	61.0	26.3		25.7	1.4	98.6				
Total %	0.3	28.1	4.7			0.0	4.6	0.0		4.6	2.6	31.0	2.9			3.3	15.7	6.8								

Start Time	Grant St Southbound						Blvd Allies Westbound						Grant St Northbound						Blvd Allies Eastbound					
	Left	Thru	Right	Peds	App. Total	Left	Thru	Right	Peds	App. Total	Left	Thru	Right	Peds	App. Total	Left	Thru	Right	Peds	App. Total	Exclu. Total	Int. Total		
																							1.0	1.0
Peak Hour From 06:00 PM to 09:45 PM - Peak 1 of 1	2	235	45		282	0	43	0		43	31	597	29		657	48	155	75		278	19	1260		
Intersection Volume	0.7	83.3	16.0		58	0	12	0		12	4.7	90.9	4.4		178	17.3	55.8	27.0		75	5	323		
Peak Factor	0	49	9		0.829	0	12	0		0.896	12	156	10		0.864	16	41	18		0.975	2	317		
High Int. Volume	1	73	11		85	0	12	0		12	8	177	5		190	16	41	18		75	19	1260		
Peak Factor	1	73	11		0.829	0	12	0		0.896	8	177	5		0.864	16	41	18		0.927	19	1260		









Trans Associates  
 4955 Steubenville Pike  
 Suite 400  
 Pittsburgh, PA., 15205

File Name : AYHPL00\_05380\_#26\_Sat\_Nov19  
 Site Code : 53800026  
 Start Date : 11/19/2005  
 Page No : 2

Start Time	Grant St Southbound			First Ave Westbound			Grant St Northbound			Eastbound			Int. Total	
	Left	Thru	Right	Left	Thru	Right	Left	Thru	Right	Left	Thru	Right		App. Total
Peak Hour From 08:45 PM to 09:30 PM - Peak 1 of 1														
Intersection 08:45 PM	24	241	0	2	253	6	2	253	100	0	0	0	355	0
Volume	9.1	90.9	0.0	1.8	71.3	5.4	0.6	71.3	28.2	0.0	0.0	0.0	28.2	0.0
Percent	11	82	0	0	53	4	0	53	35	0	0	0	35	0
Peak Factor													88	0
High Int. 09:30 PM							09:30 PM			09:00 PM			102	0
Volume	11	82	0	0	69	4	0	69	33	0	0	0	102	0
Peak Factor													0.870	0
													0.839	0

Trans Associates  
 4955 Steubenville Pike  
 Suite 400  
 Pittsburgh, PA., 15205

File Name : AYHPL00\_05380\_#27\_Sat\_Nov19  
 Site Code : 53800027  
 Start Date : 11/19/2005  
 Page No : 1

Groups Printed- All Vehicles (Board # T-3213)

Start Time	Grant St. Southbound				Parkway Off-Ramp Westbound				Parkway Off-Ramp Northbound				Fort Pitt Blvd. Eastbound						
	Thru	Right	HV	App. Total	Left	Thru	HV	App. Total	Left	Thru	HV	App. Total	Left	Thru	HV	App. Total	Exclu. Total	Inclu. Total	Int. Total
Factor	1.0	1.0	1.0	1.0	1.0	1.0	1.0	1.0	1.0	1.0	1.0	1.0	1.0	1.0	1.0				
06:00 PM	65	24	1	89	33	46	1	79	2	143	0	145	0	35	0	35	2	348	350
06:15 PM	66	12	1	78	18	35	0	53	0	155	0	155	0	25	0	25	1	311	312
06:30 PM	62	12	1	74	17	23	0	40	0	174	0	174	0	35	0	35	1	323	324
06:45 PM	51	18	1	69	19	31	0	50	0	136	0	136	0	55	1	55	2	310	312
Total	244	66	4	310	87	135	1	222	2	608	0	610	0	150	1	150	6	1292	1298
07:00 PM	40	10	0	50	24	48	0	72	2	158	0	160	0	26	0	26	0	308	308
07:15 PM	72	24	1	96	48	50	3	98	2	99	2	101	0	27	0	27	6	322	328
07:30 PM	71	19	0	90	33	27	0	60	1	44	1	45	0	20	0	20	1	215	216
07:45 PM	63	28	0	91	29	25	0	54	1	57	0	58	0	18	0	18	0	221	221
Total	246	81	1	327	134	150	3	284	6	358	3	364	0	91	0	91	7	1066	1073
08:00 PM	42	20	0	62	21	19	0	40	0	55	0	55	0	23	0	23	0	180	180
08:15 PM	62	16	1	78	16	21	0	37	1	120	0	121	0	37	0	37	1	273	274
08:30 PM	53	27	4	80	29	18	0	47	2	46	0	48	0	20	1	20	5	195	200
08:45 PM	47	19	1	66	20	22	0	42	1	43	0	44	0	18	0	18	1	170	171
Total	204	82	6	286	86	80	0	166	4	264	0	268	0	98	1	98	7	818	825
09:00 PM	50	22	1	72	13	23	0	36	4	61	1	65	0	26	0	26	2	199	201
09:15 PM	64	26	0	90	25	20	0	45	2	38	1	40	0	11	0	11	1	186	187
09:30 PM	86	18	2	104	29	22	2	51	1	33	0	34	0	30	0	30	4	219	223
09:45 PM	155	34	1	189	33	20	1	53	5	30	0	35	0	26	0	26	2	303	305
Total	355	100	4	455	100	85	3	185	12	162	2	174	0	93	0	93	9	907	916
Grand Total	1049	329	15	1378	407	450	7	857	24	1392	5	1416	0	432	2	432	29	4083	4112
Approch %	76.1	23.9		47.5	1.7	98.3		21.0	0.6	34.1		34.7	0.0	100.0		10.6	0.7	99.3	
Total %	25.7	8.1		33.7	10.0	11.0							0.0	10.6		10.6	0.7	99.3	

Start Time	Grant St. Southbound			Parkway Off-Ramp Westbound			Parkway Off-Ramp Northbound			Fort Pitt Blvd. Eastbound			
	Thru	Right	App. Total	Left	Thru	App. Total	Left	Thru	App. Total	Left	Thru	App. Total	Int. Total
Peak Hour From 06:00 PM to 09:45 PM - Peak 1 of 1													
Intersection	244	66	310	87	135	222	2	608	610	0	150	150	1292
Volume	78.7	21.3	60.8	39.2	60.8	99.7	0.3	99.7	100.0	0.0	100.0	100.0	348
Percent	65	24	46	33	46	79	2	143	145	0	35	35	0.928
Peak Factor	06:00 PM	06:00 PM	06:00 PM	06:00 PM	06:00 PM	06:30 PM	06:30 PM	06:45 PM	06:45 PM	06:45 PM	06:45 PM	06:45 PM	0.928
High Int. Volume	65	24	46	33	46	79	0	174	174	0	55	55	
Peak Factor	0.871	0.871	0.703	0.871	0.703	0.871	0	0.876	0.876	0	0.682	0.682	





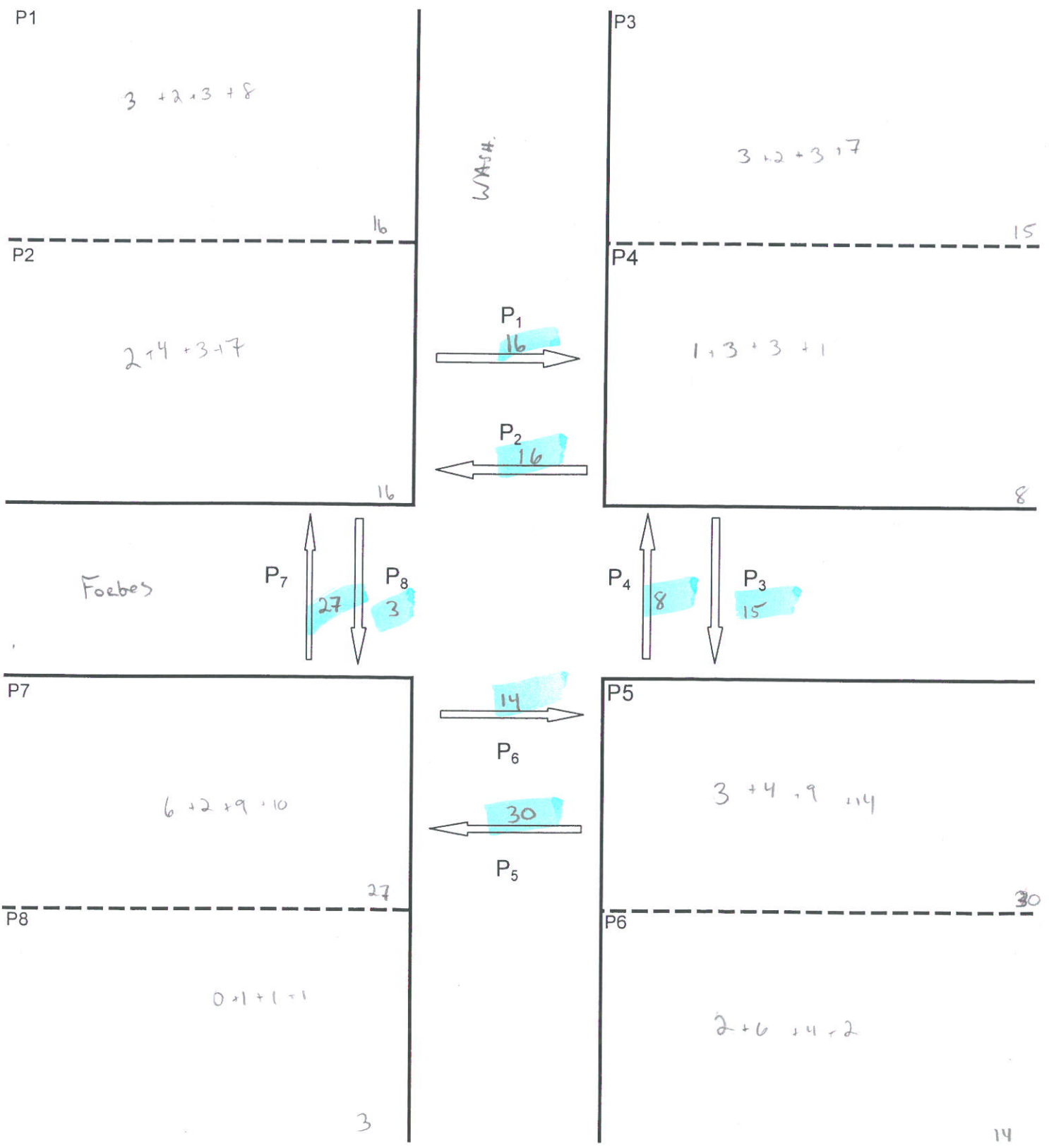


## **APPENDIX C**

### **Pedestrian Count Summaries**

Trans Associates  
 4955 Steubenville Pike Suite 400  
 Pittsburgh, PA 15205  
 (412) 490-0630

Project: \_\_\_\_\_  
 Location: FORBES / Chatham Sq + McAulitz  
 Recorded By: \_\_\_\_\_  
 Date: WEEKDAY AM 7:30-8:30





Trans Associates  
 4955 Steubenville Pike Suite 400  
 Pittsburgh, PA 15205  
 (412) 490-0630

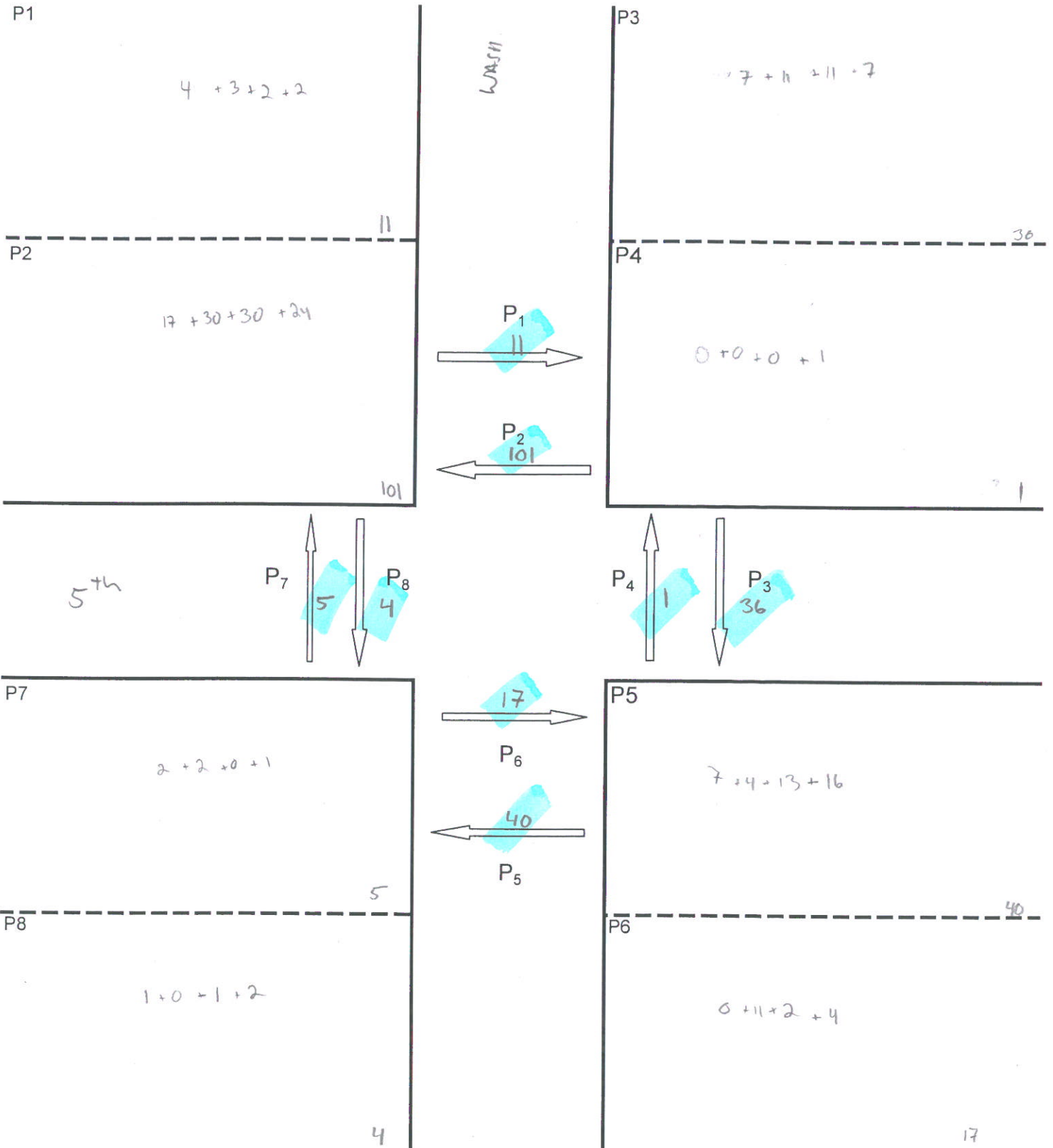


Project:

Location: 5<sup>th</sup> / WASHINGTON

Recorded By:

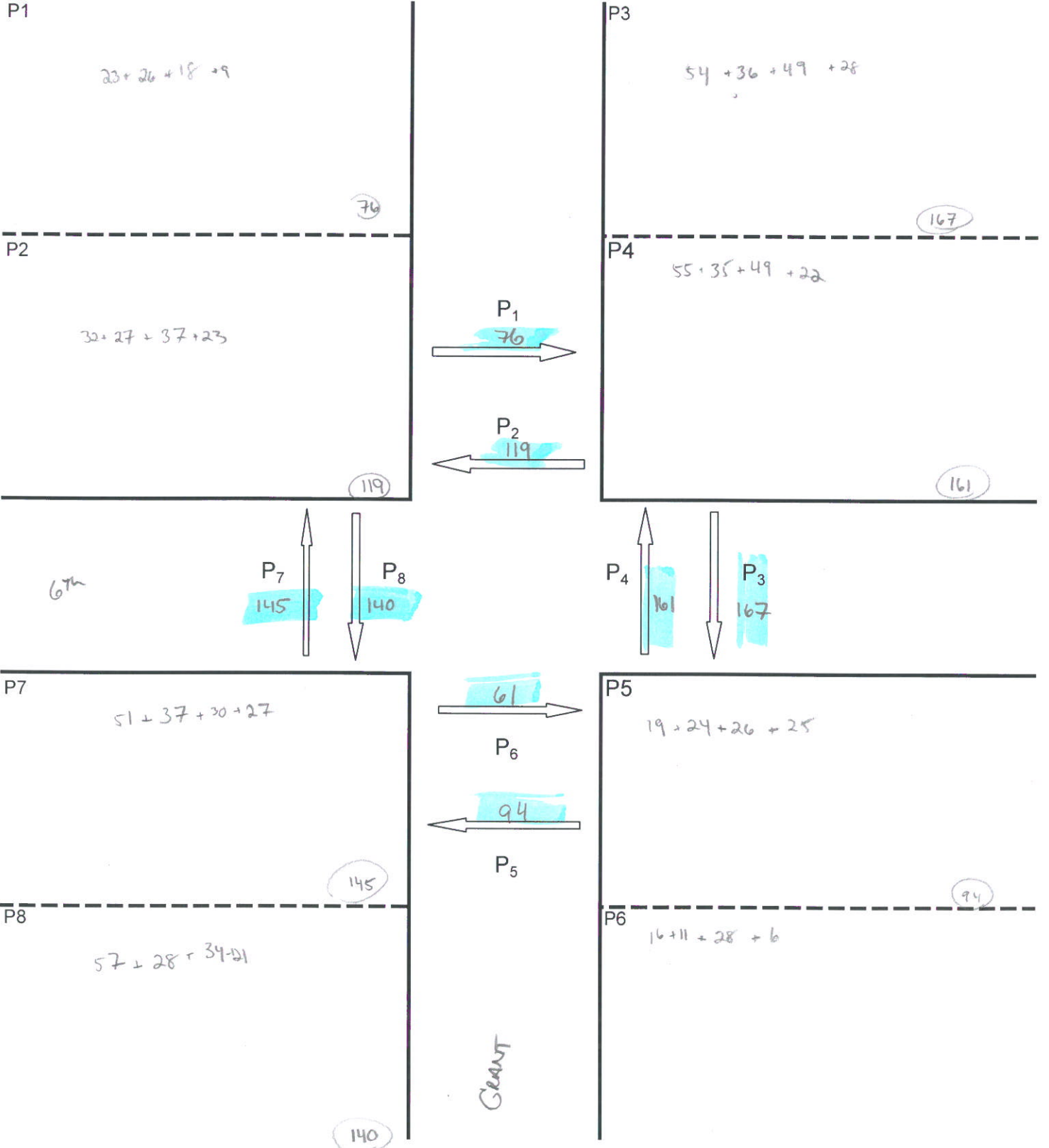
Date: WEDNESDAY AM 7:30-8:30



Trans Associates  
 4955 Steubenville Pike Suite 400  
 Pittsburgh, PA 15205  
 (412) 490-0630

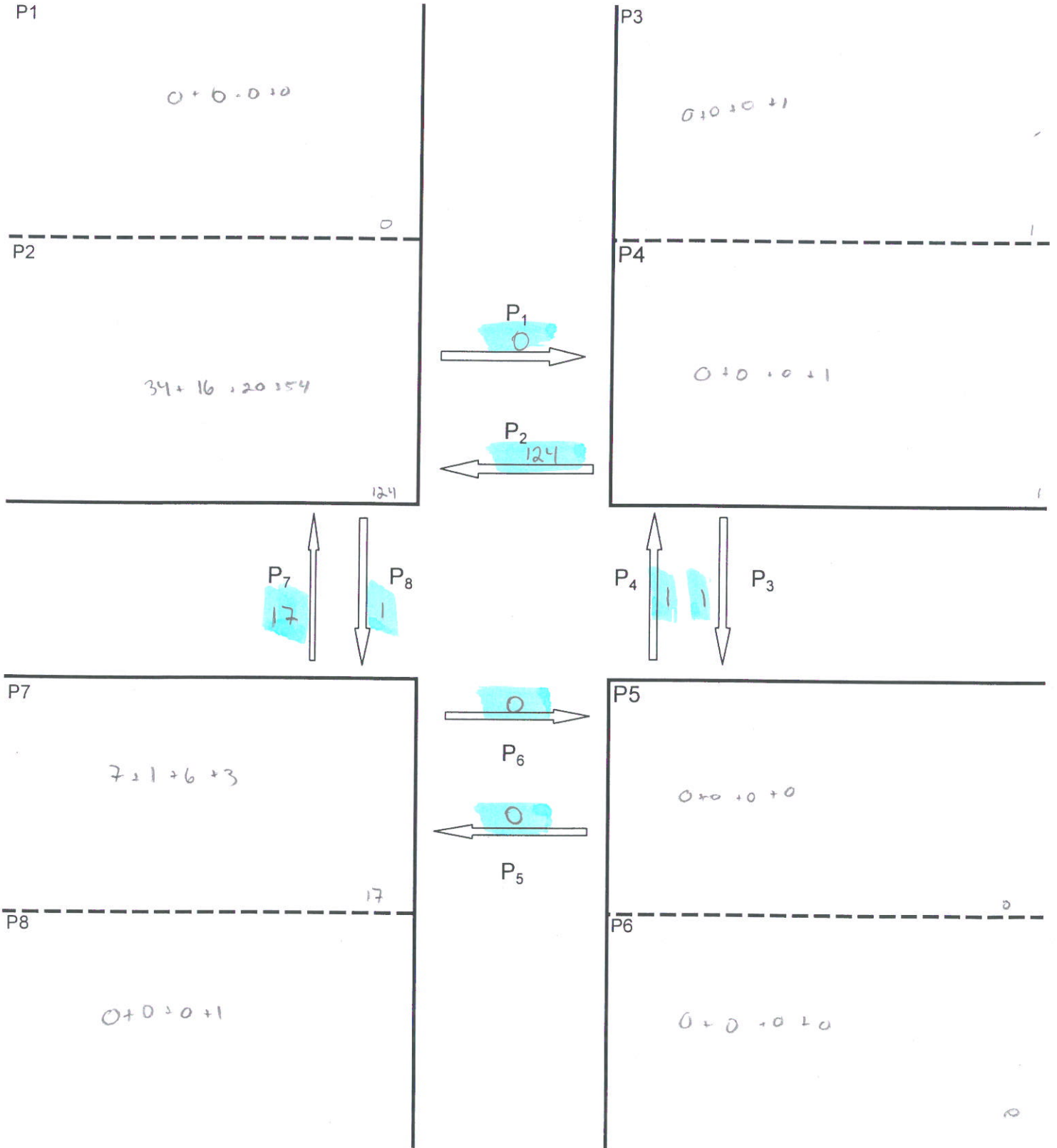


Project: \_\_\_\_\_  
 Location: 6th + GRANT  
 Recorded By: \_\_\_\_\_  
 Date: WEEK - AM - 7:30 - 8:30  
DAY



Trans Associates  
 4955 Steubenville Pike Suite 400  
 Pittsburgh, PA 15205  
 (412) 490-0630

Project: \_\_\_\_\_  
 Location: Centre / MARIO LEMIEY  
 Recorded By: \_\_\_\_\_  
 Date: WEEKDAY AM 7:30-9:30

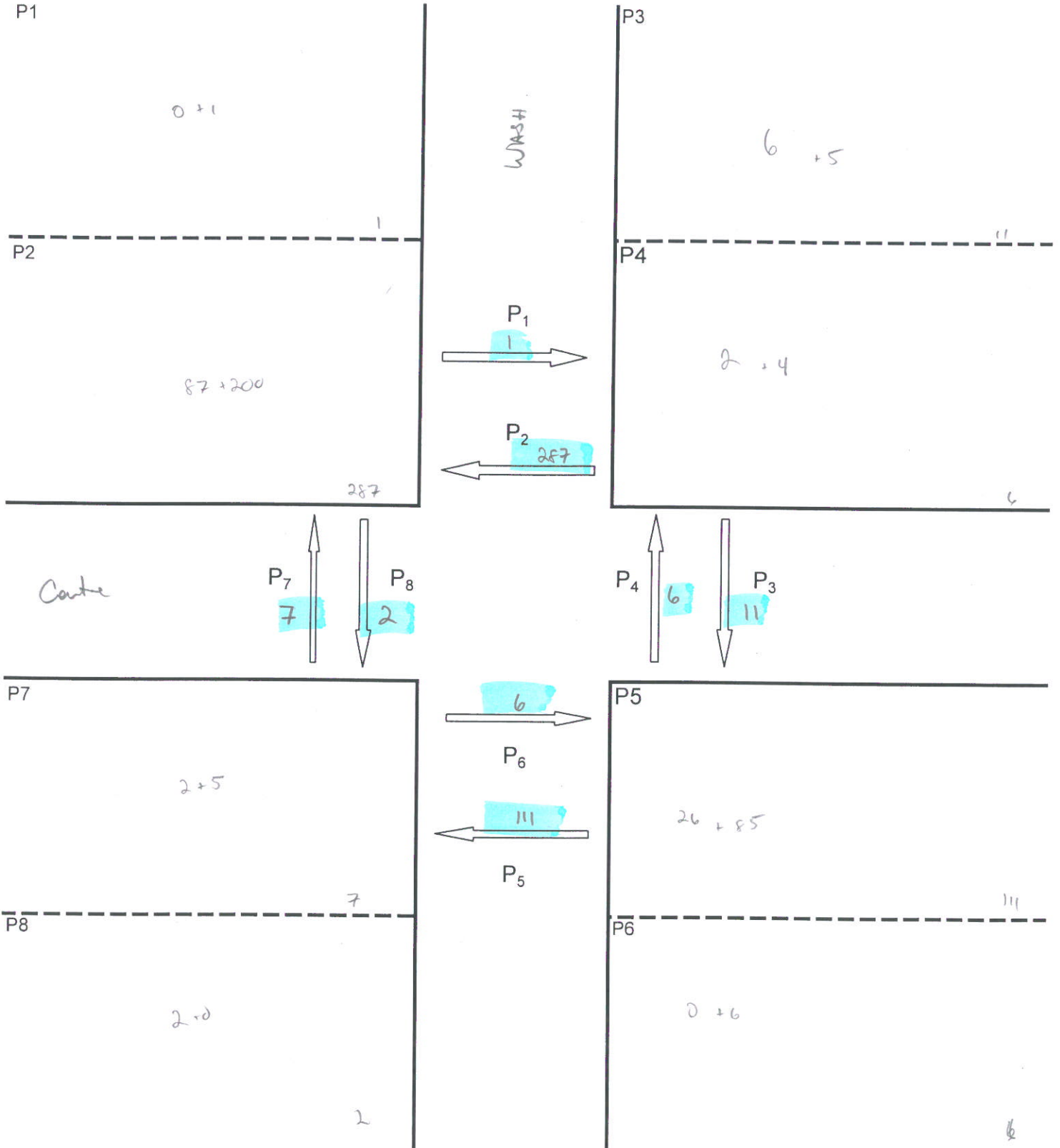




Trans Associates  
4955 Steubenville Pike Suite 400  
Pittsburgh, PA 15205  
(412) 490-0630



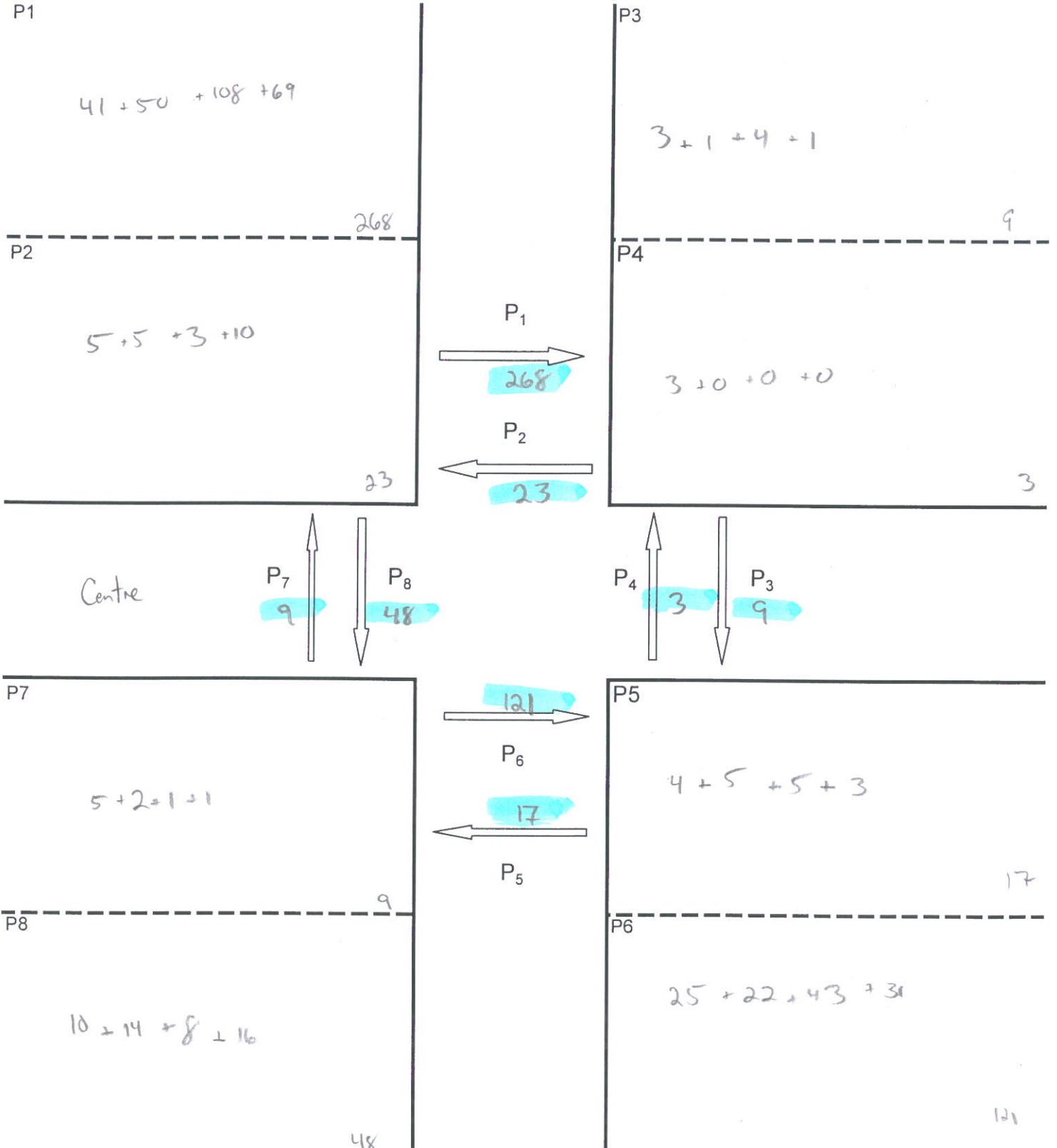
Project: \_\_\_\_\_  
Location: Centre / WASHINGTON  
Recorded By: \_\_\_\_\_  
Date: WEEKDAY AM 7:30 - 8:30



Trans Associates  
 4955 Steubenville Pike Suite 400  
 Pittsburgh, PA 15205  
 (412) 490-0630

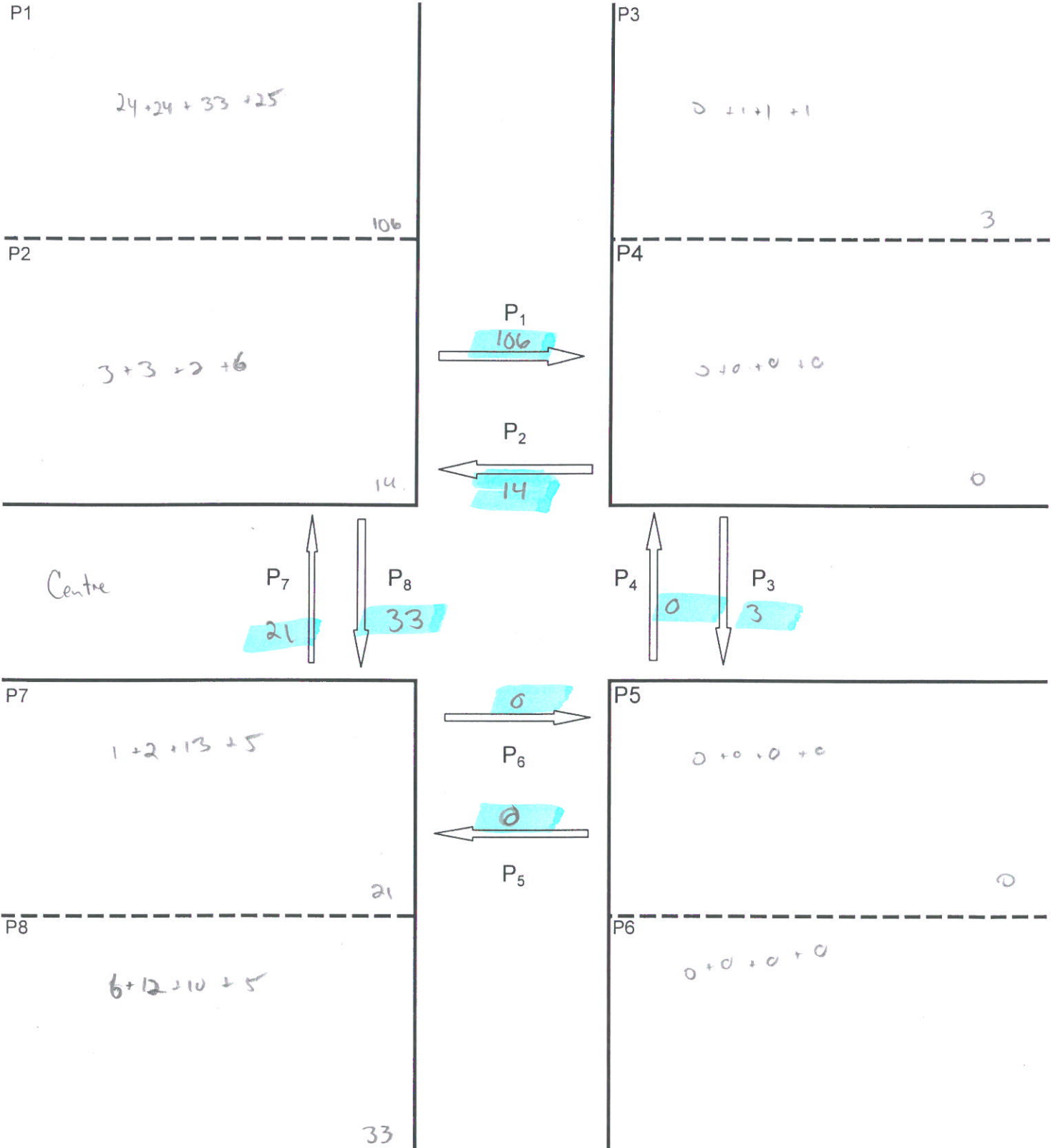


Project: \_\_\_\_\_  
 Location: Centre / WASHINGTON  
 Recorded By: \_\_\_\_\_  
 Date: Wockdy Pm 4:30-5:30



Trans Associates  
 4955 Steubenville Pike Suite 400  
 Pittsburgh, PA 15205  
 (412) 490-0630

Project: \_\_\_\_\_  
 Location: Centre / MARIO LEMIEUX PL.  
 Recorded By: \_\_\_\_\_  
 Date: Weekday PM 4:30-5:30

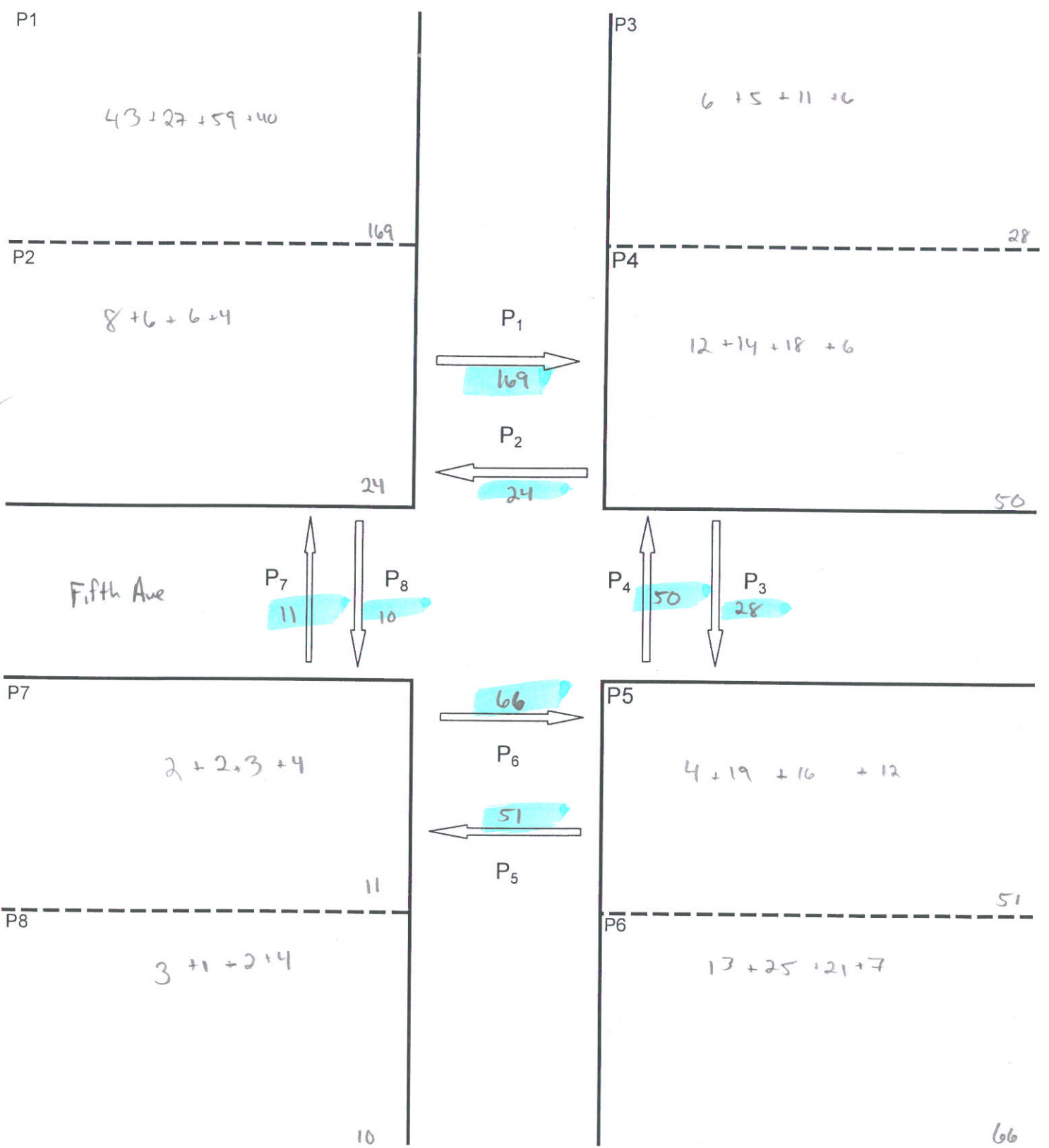




Trans Associates  
 4955 Steubenville Pike Suite 400  
 Pittsburgh, PA 15205  
 (412) 490-0630



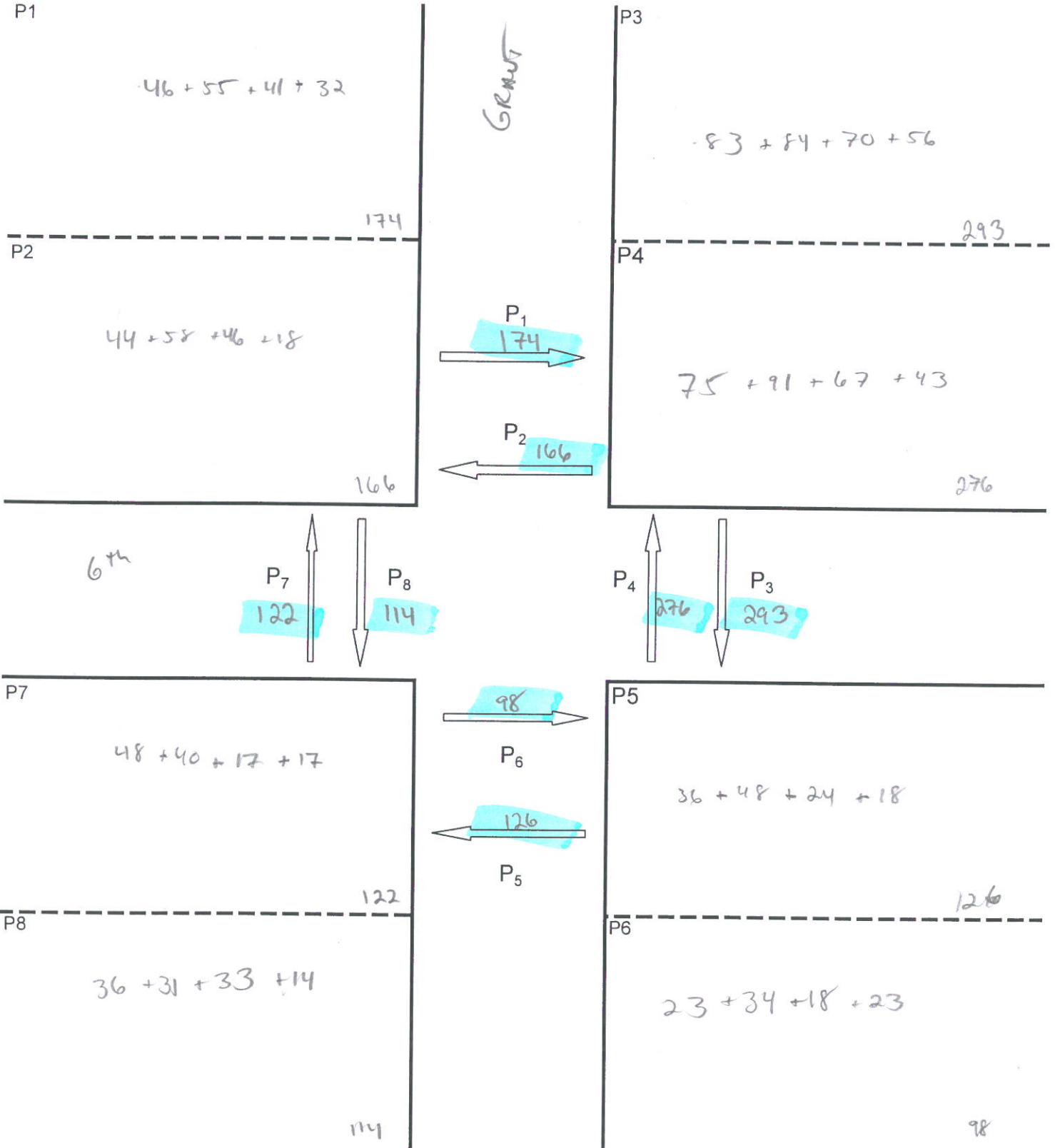
Project: \_\_\_\_\_  
 Location: Fifth Ave / Chatham Square - McNulty  
 Recorded By: \_\_\_\_\_  
 Date: WEDNESDAY PM 4:30-5:30



Trans Associates  
 4955 Steubenville Pike Suite 400  
 Pittsburgh, PA 15205  
 (412) 490-0630



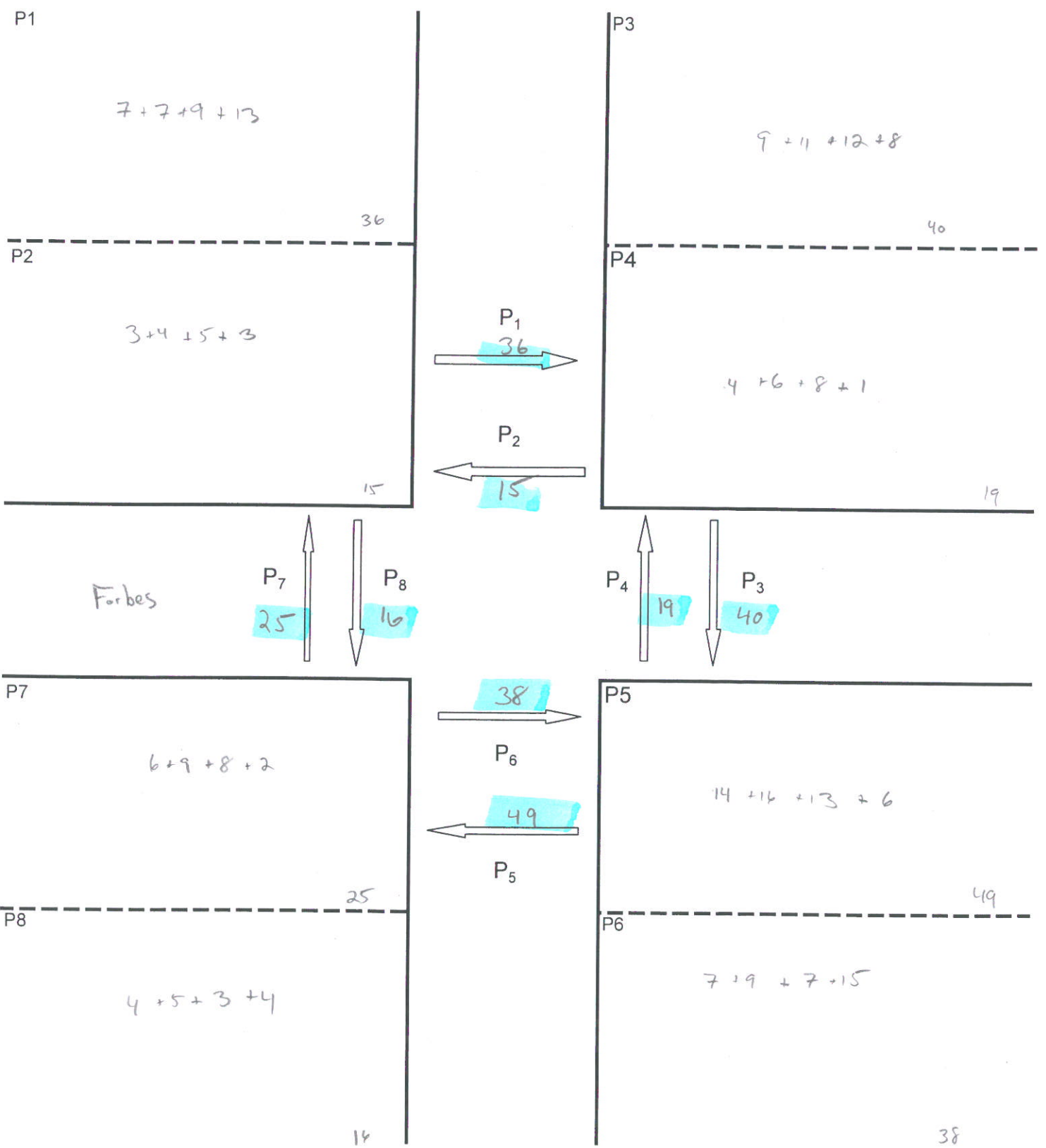
Project: \_\_\_\_\_  
 Location: GRANT / 6<sup>th</sup> Ave  
 Recorded By: \_\_\_\_\_  
 Date: 4:45 - 5:45 Weekday PM



Trans Associates  
 4955 Steubenville Pike Suite 400  
 Pittsburgh, PA 15205  
 (412) 490-0630



Project: \_\_\_\_\_  
 Location: Forbes / Chatham Sq & McAnulty  
 Recorded By: \_\_\_\_\_  
 Date: Weekday PM 4:30-5:30

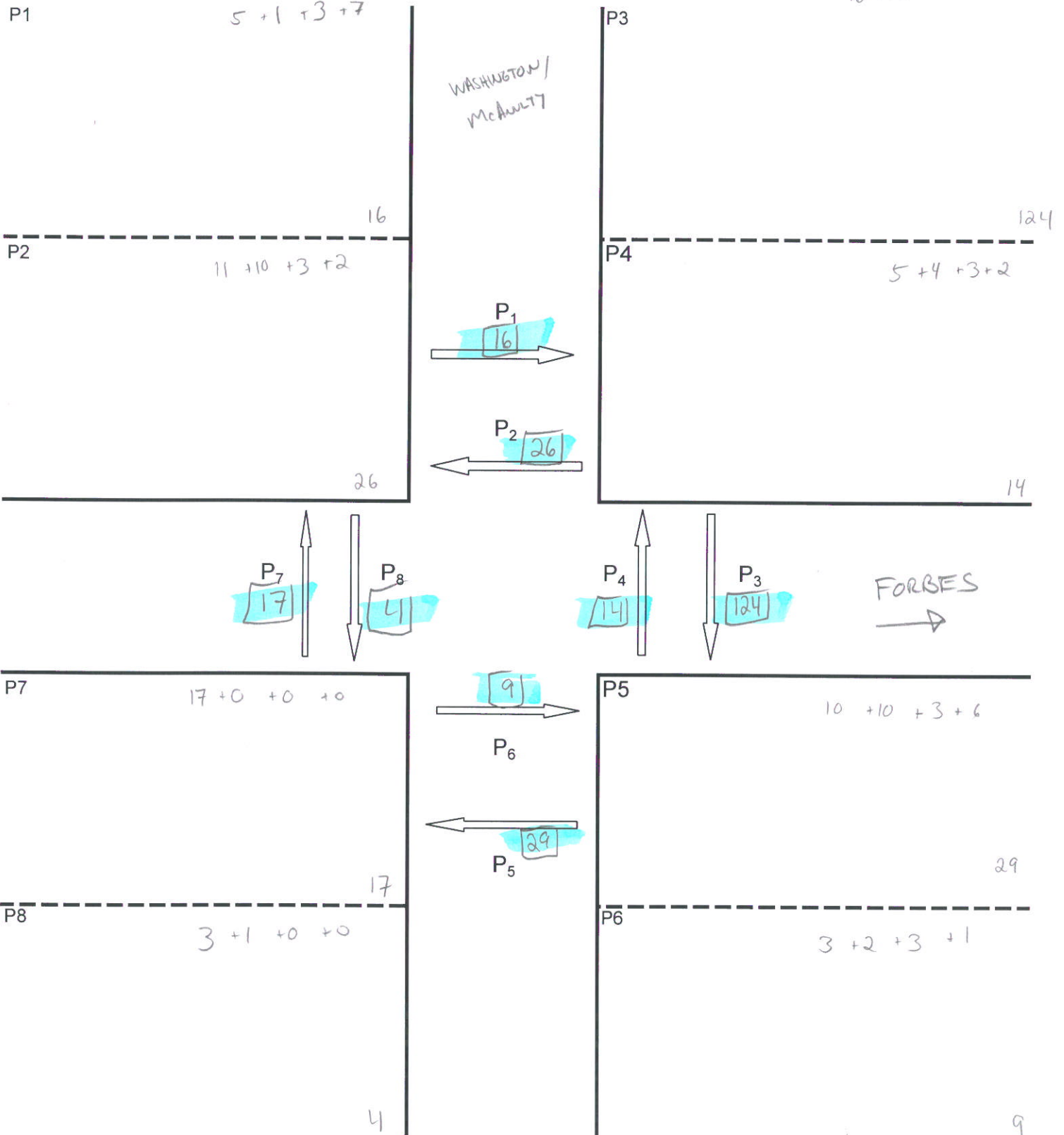




Trans Associates  
 4955 Steubenville Pike Suite 400  
 Pittsburgh, PA 15205  
 (412) 490-0630

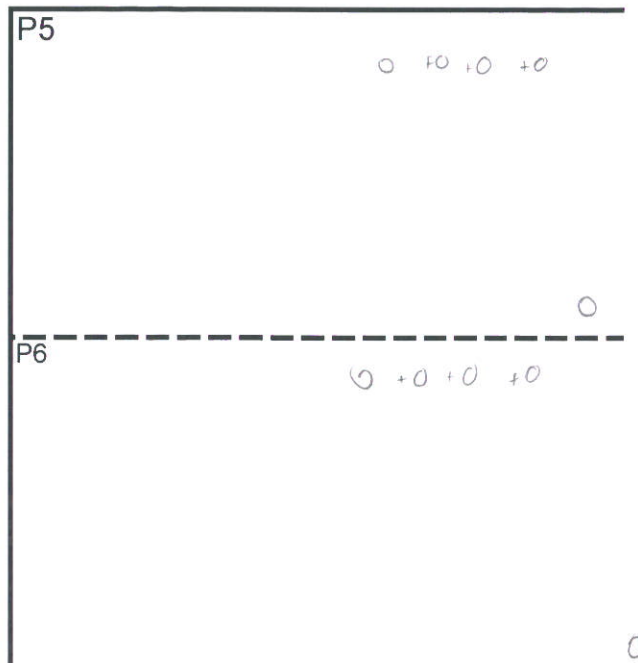
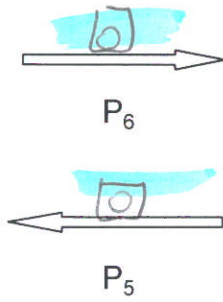
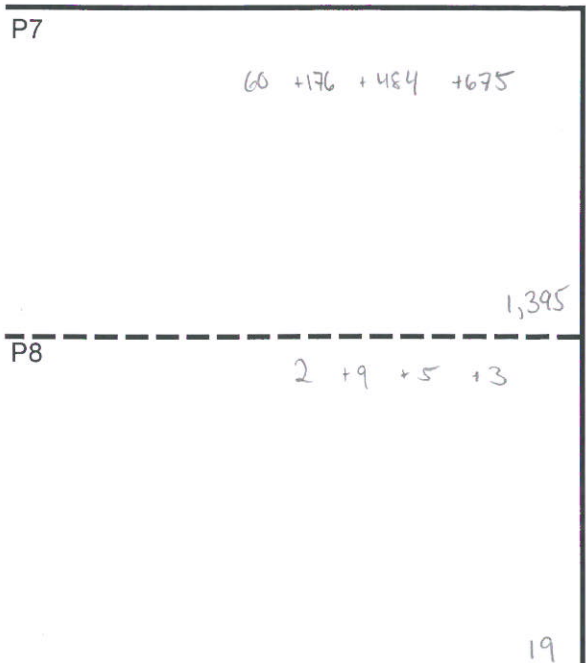
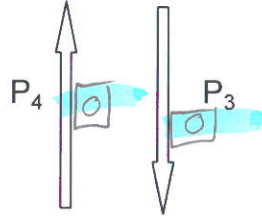
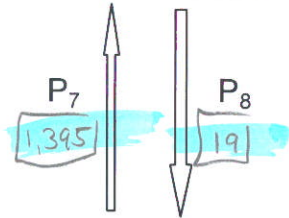
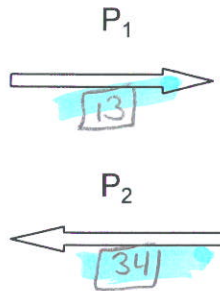
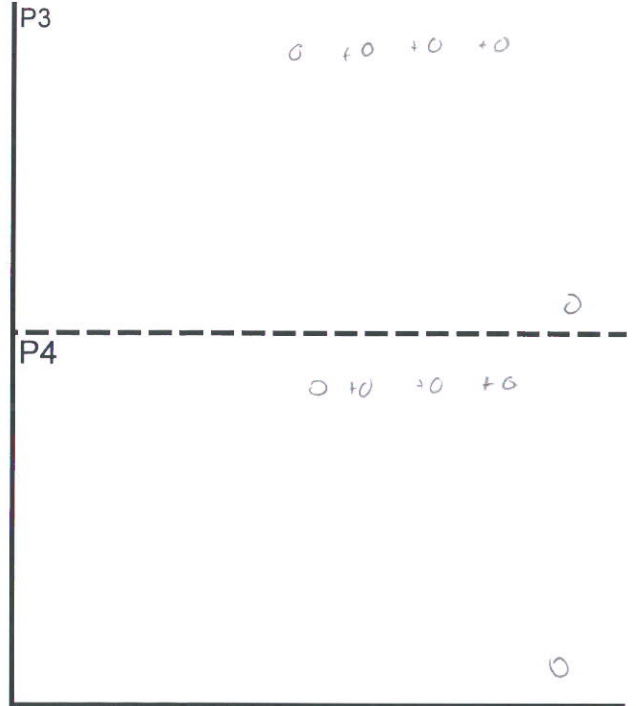
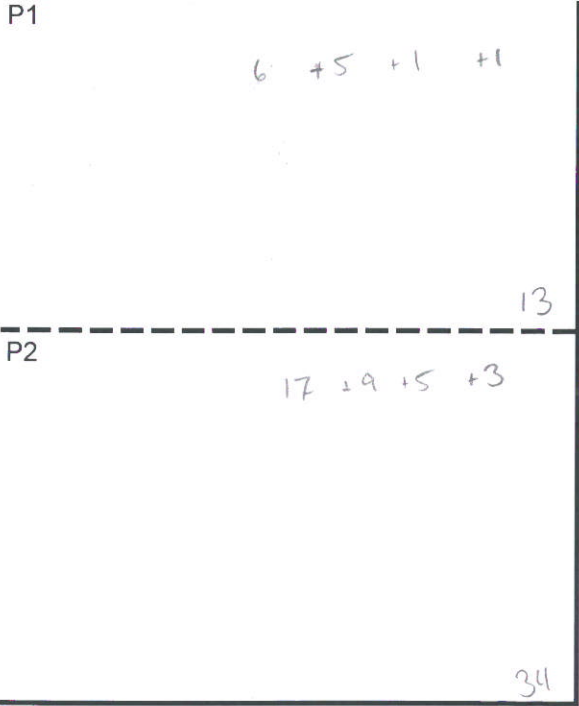


Project: \_\_\_\_\_  
 Location: FORBES / WASHINGTON  
 Recorded By: \_\_\_\_\_  
 Date: 11/14/05 ARENA Deal [6-7]



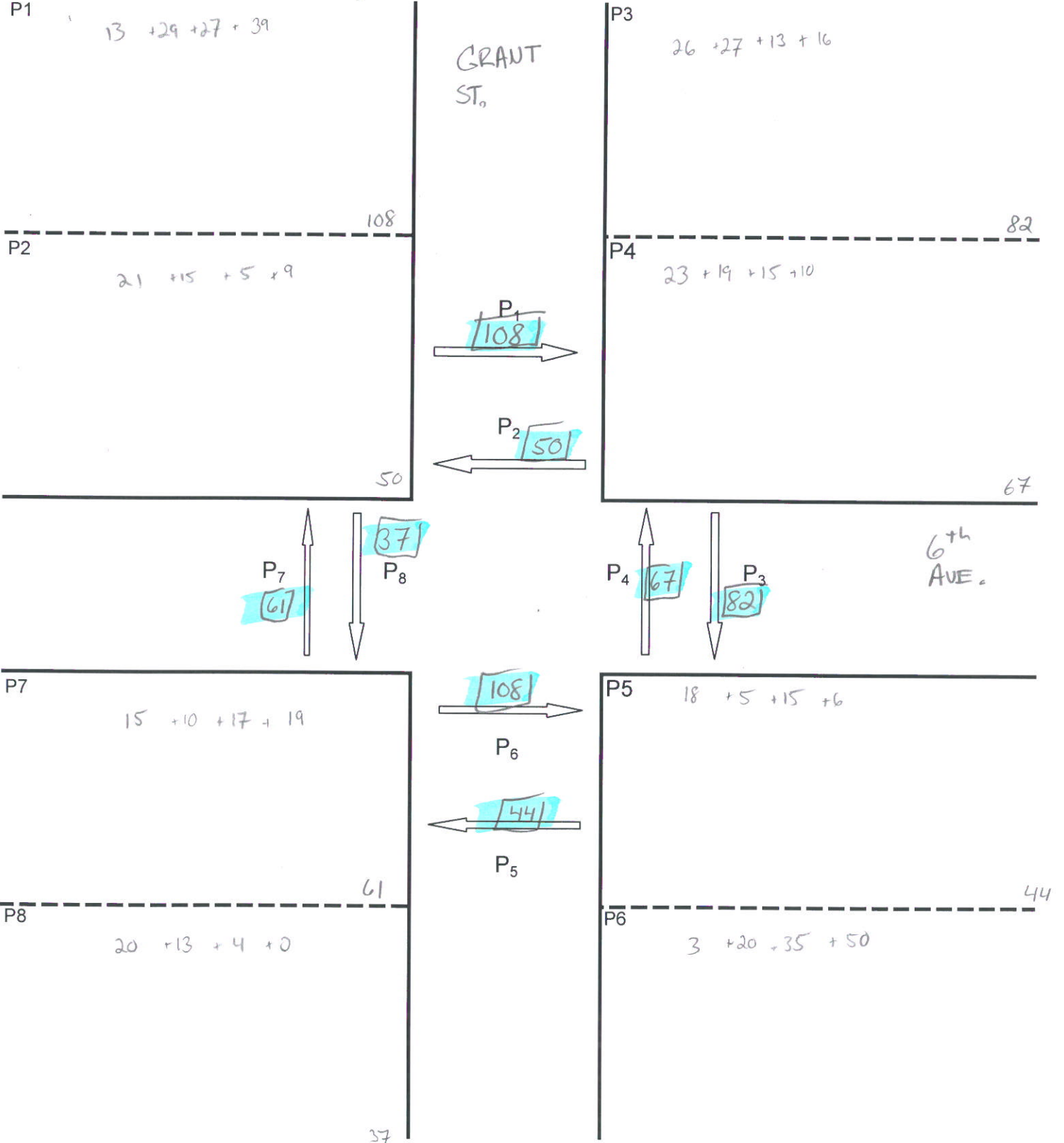
Trans Associates  
 4955 Steubenville Pike Suite 400  
 Pittsburgh, PA 15205  
 (412) 490-0630

Project: \_\_\_\_\_  
 Location: Centre / MARIG  
 Recorded By: \_\_\_\_\_  
 Date: 11/14/05 Arena PE#1C [6-7]



Trans Associates  
 4955 Steubenville Pike Suite 400  
 Pittsburgh, PA 15205  
 (412) 490-0630

Project: \_\_\_\_\_  
 Location: GRANT / 6<sup>th</sup>  
 Recorded By: \_\_\_\_\_  
 Date: 11/14/05 Arena Peak Hour [6-7pm]

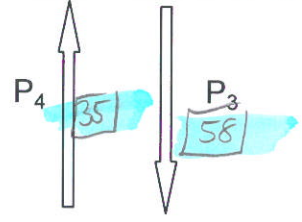
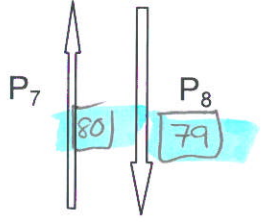
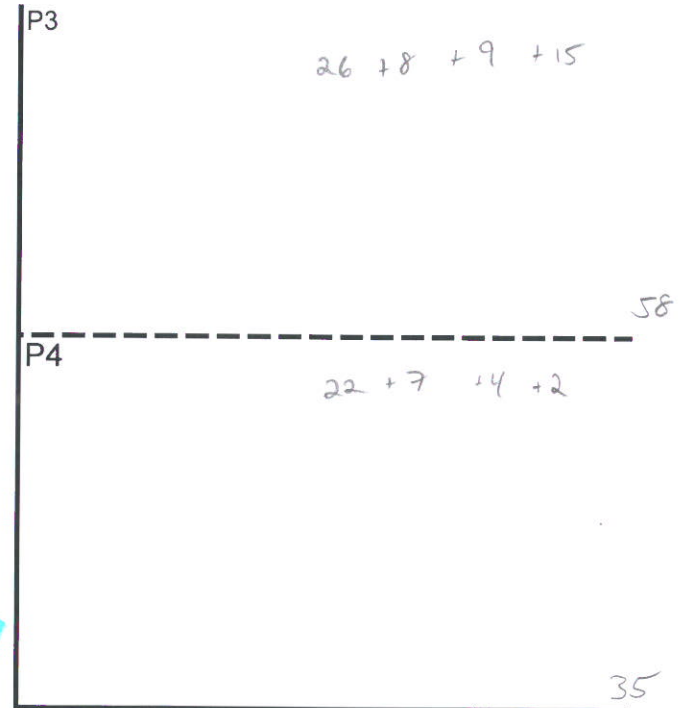
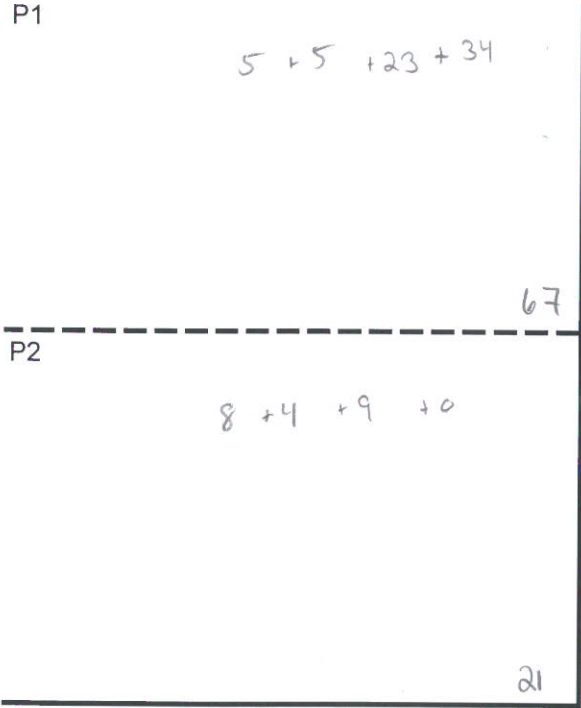





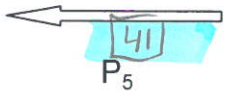
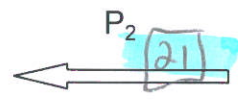
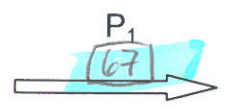
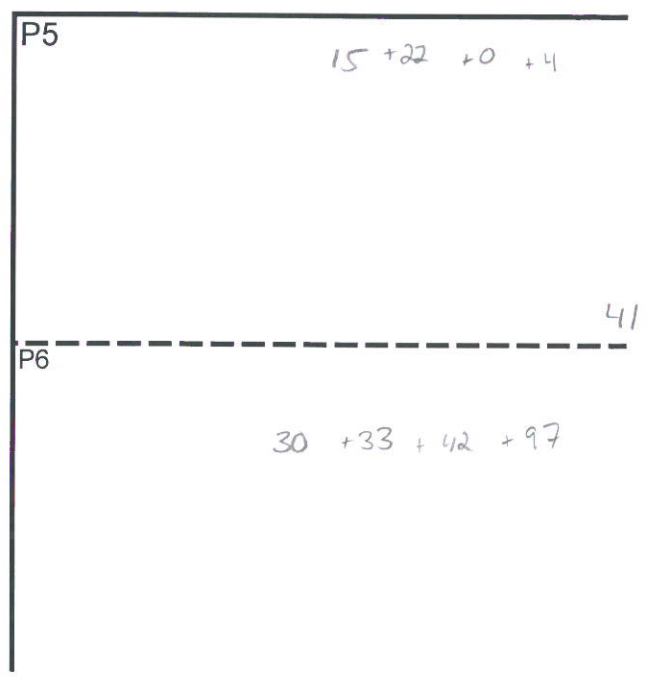
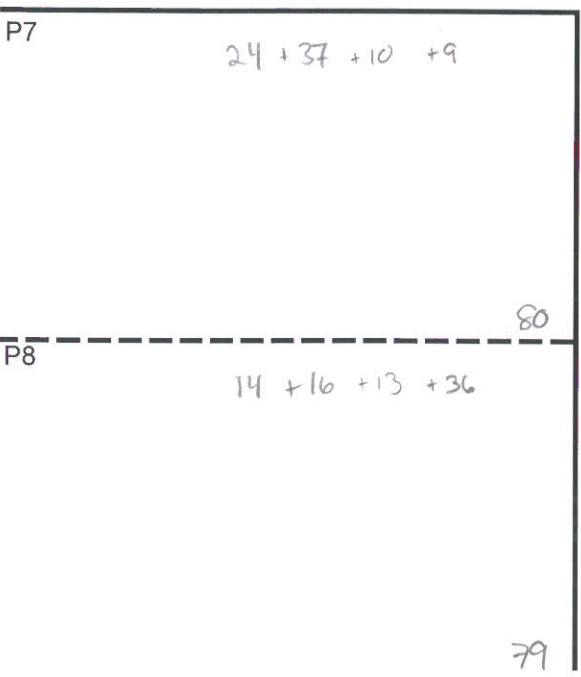
Trans Associates  
 4955 Steubenville Pike Suite 400  
 Pittsburgh, PA 15205  
 (412) 490-0630



Project: \_\_\_\_\_  
 Location: Fifth / WASHINGTON / McANULTY  
 Recorded By: \_\_\_\_\_  
 Date: 11/14/05 Arena PEAK [6-7]



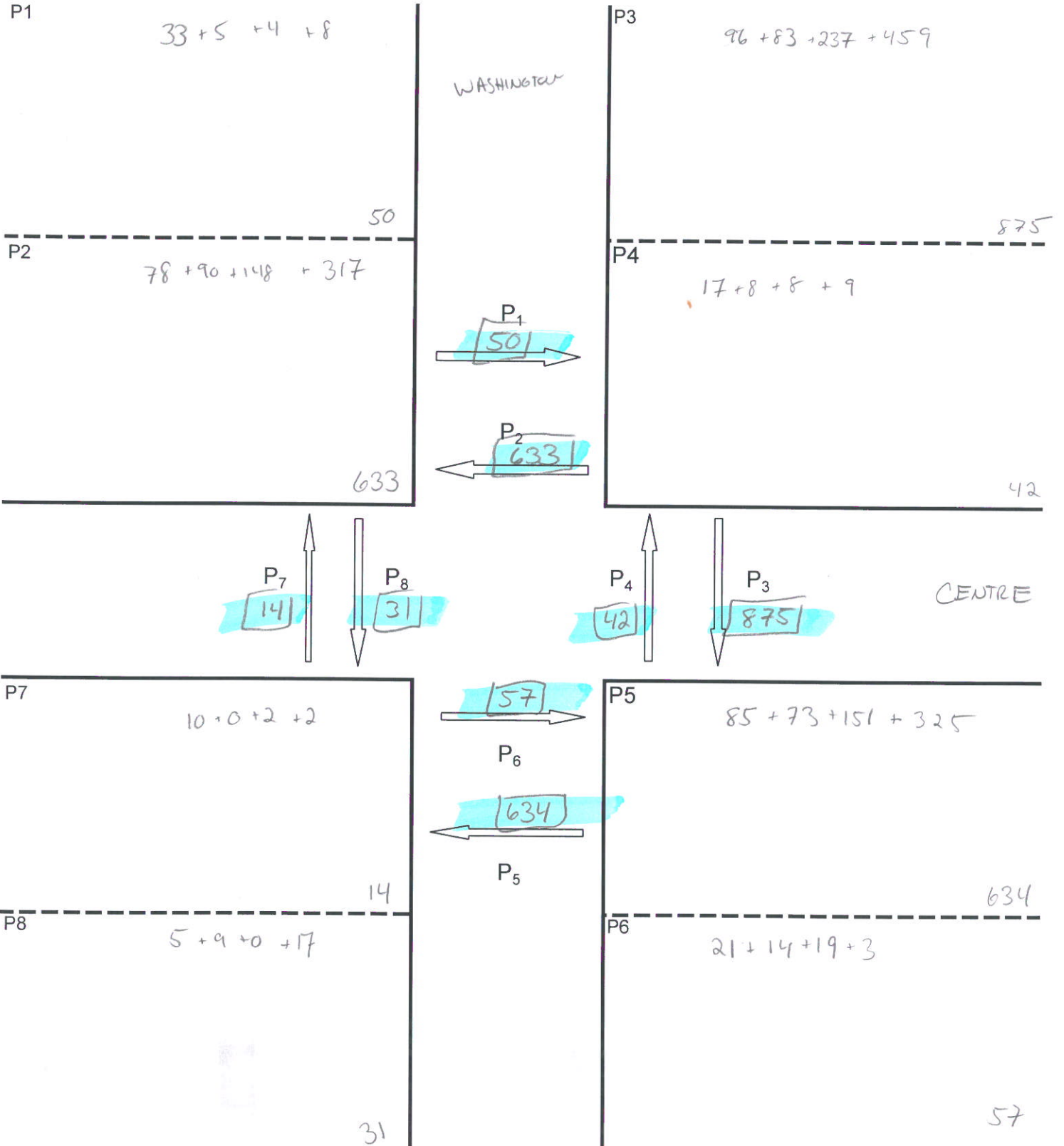
WASHINGTON /  
 McANULTY



Trans Associates  
 4955 Steubenville Pike Suite 400  
 Pittsburgh, PA 15205  
 (412) 490-0630

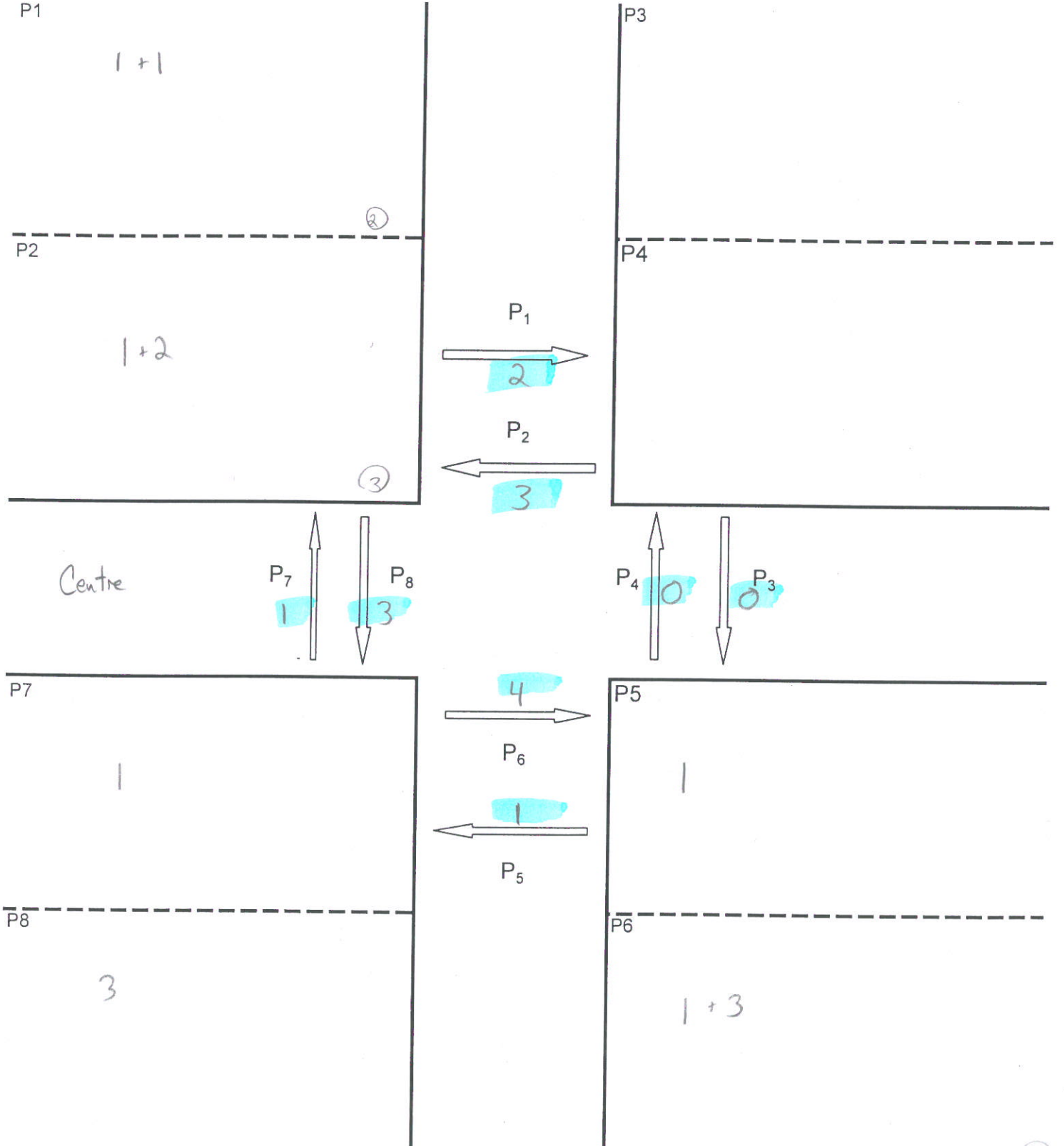


Project: \_\_\_\_\_  
 Location: CENTRE / WASHINGTON  
 Recorded By: \_\_\_\_\_  
 Date: 11/14/05 Arena PEAK [6-7]



Trans Associates  
4955 Steubenville Pike Suite 400  
Pittsburgh, PA 15205  
(412) 490-0630

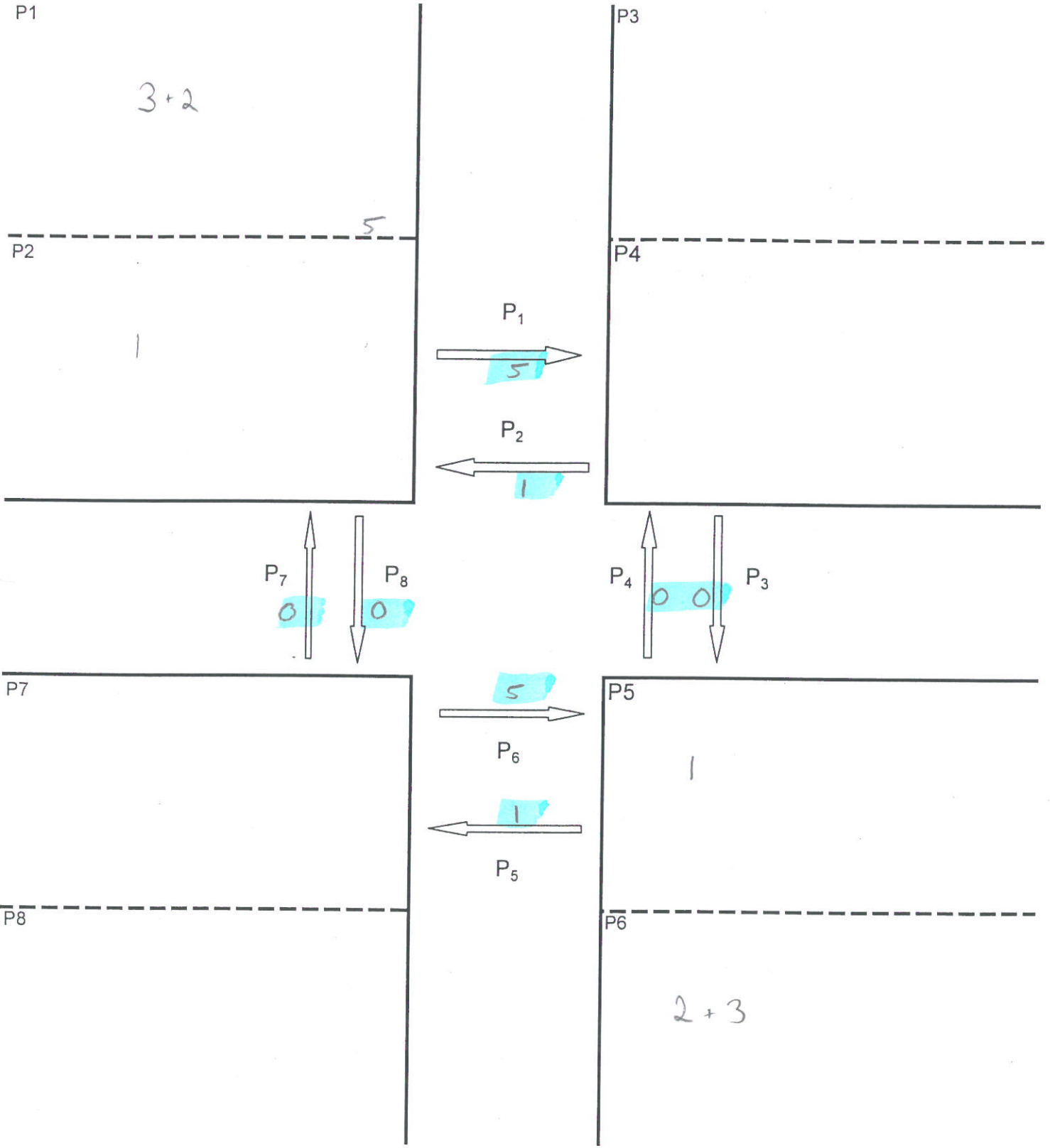
Project: \_\_\_\_\_  
Location: Centre / WASHINGTON  
Recorded By: \_\_\_\_\_  
Date: FRIDAY CASINO 9-10 PM





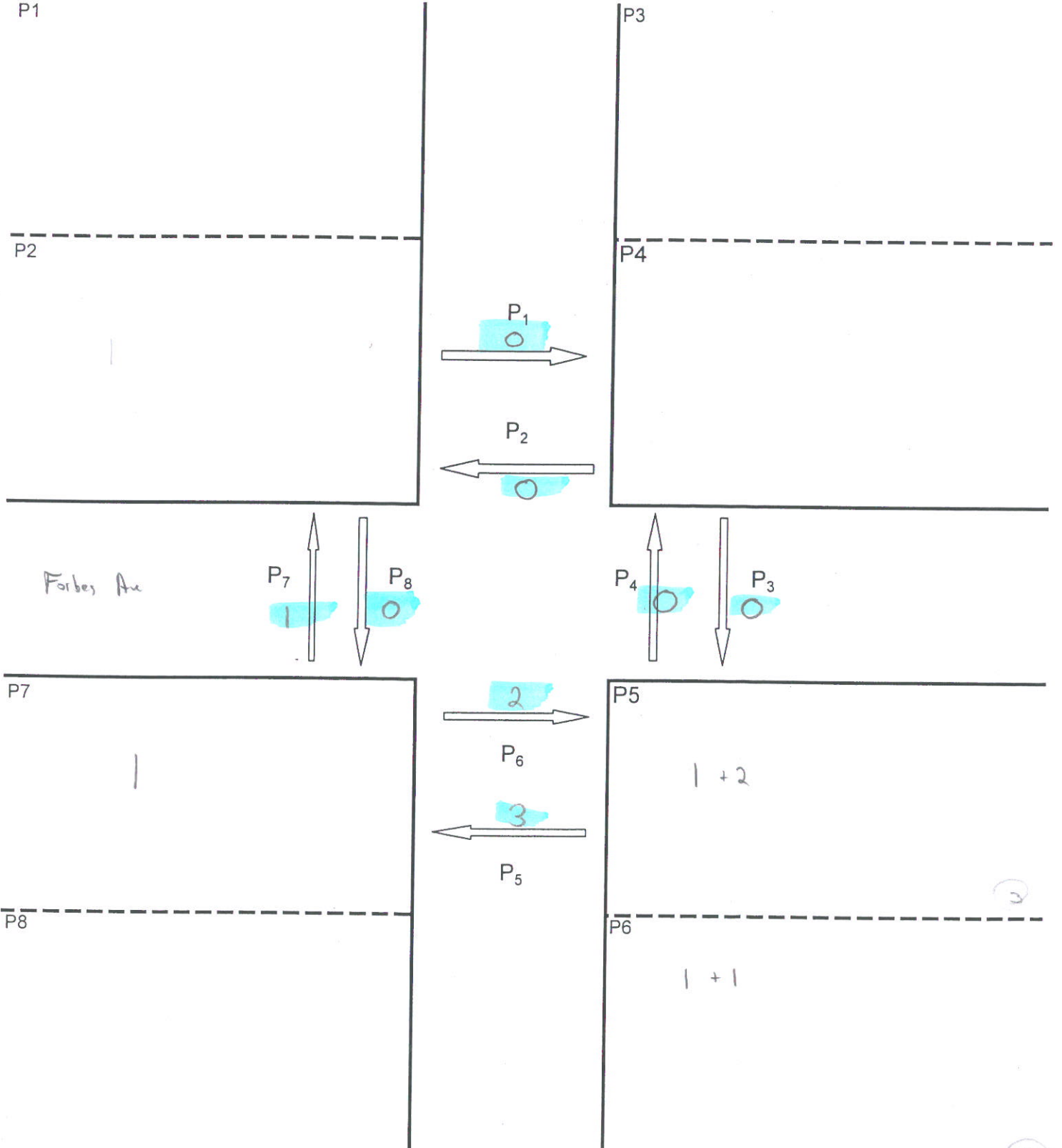
Trans Associates  
4955 Steubenville Pike Suite 400  
Pittsburgh, PA 15205  
(412) 490-0630

Project: \_\_\_\_\_  
Location: Centre / MARIO LEMIEUX  
Recorded By: \_\_\_\_\_  
Date: FRIDAY CASINO 9-10 PM



Trans Associates  
4955 Steubenville Pike Suite 400  
Pittsburgh, PA 15205  
(412) 490-0630

Project: \_\_\_\_\_  
Location: Forbes / McAnulty - Chetler St  
Recorded By: \_\_\_\_\_  
Date: CASINO FRIDAY 9-10 PM



Trans Associates  
4955 Steubenville Pike Suite 400  
Pittsburgh, PA 15205  
(412) 490-0630



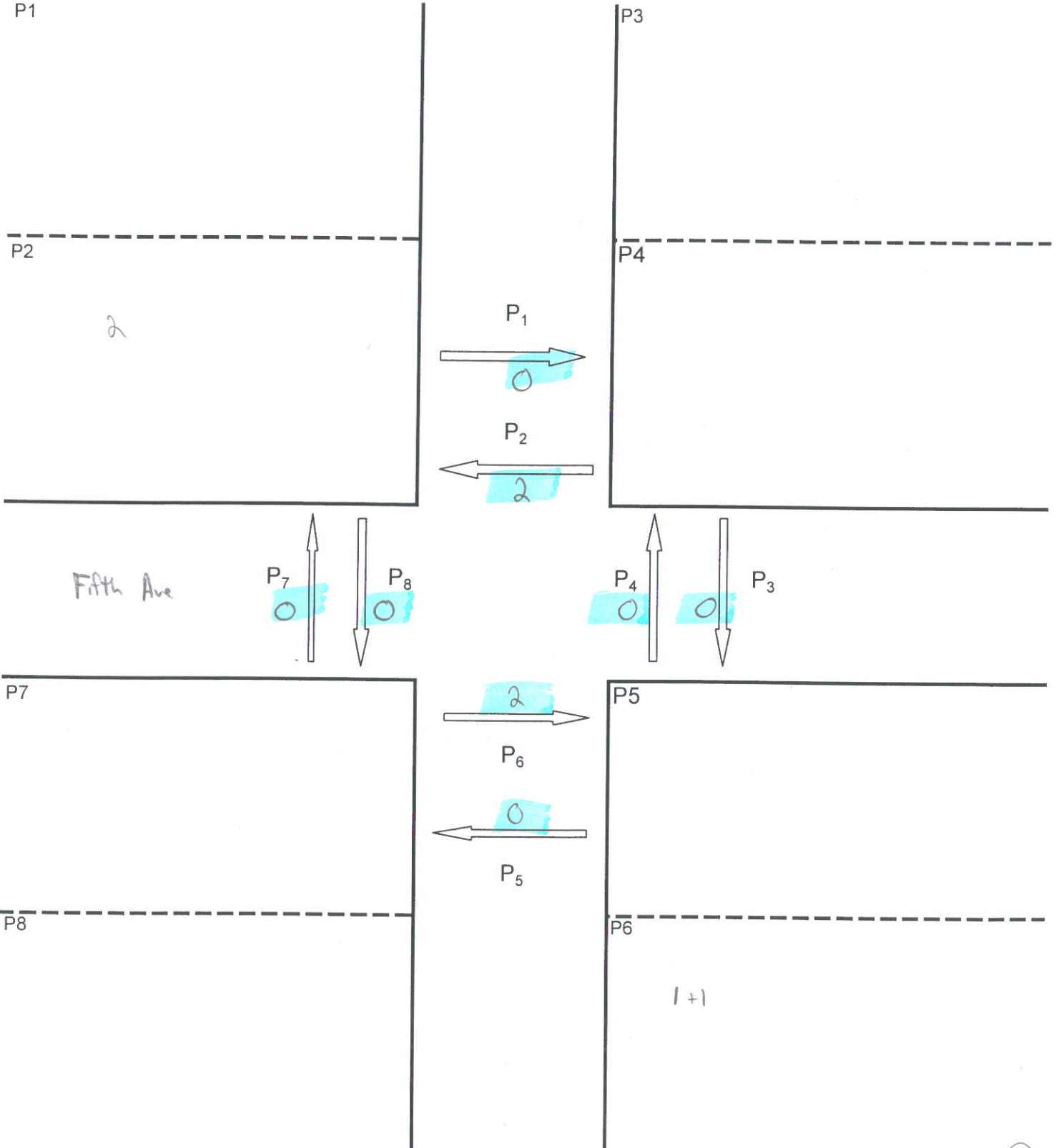
Project:

Location: Fifth / Chatham Sq + McNulty

Recorded By:

Date: CASINO FRIDAY

9-10 PM





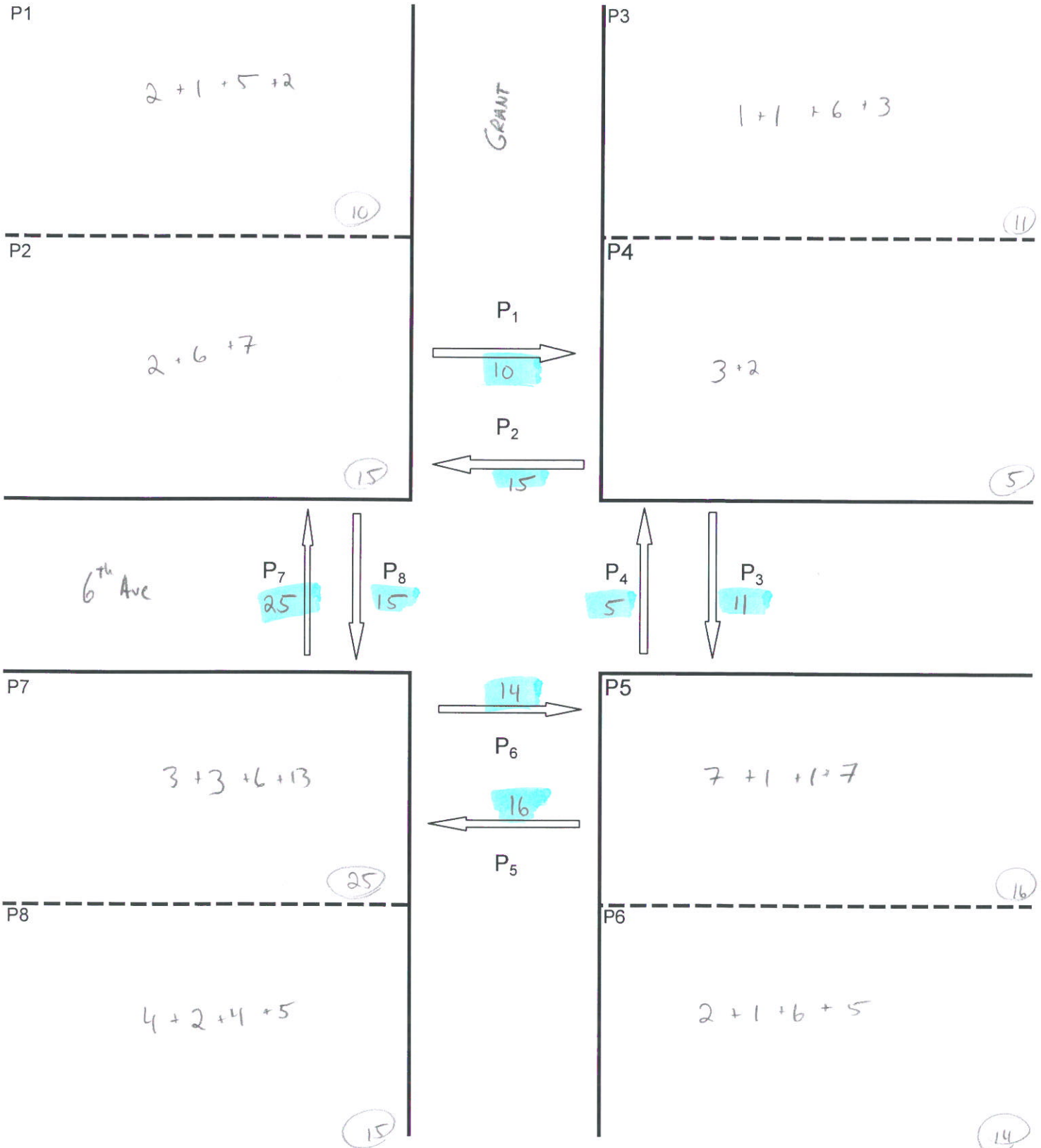
Trans Associates  
4955 Steubenville Pike Suite 400  
Pittsburgh, PA 15205  
(412) 490-0630

Project:

Location: GRANT / 6<sup>th</sup> Ave

Recorded By:

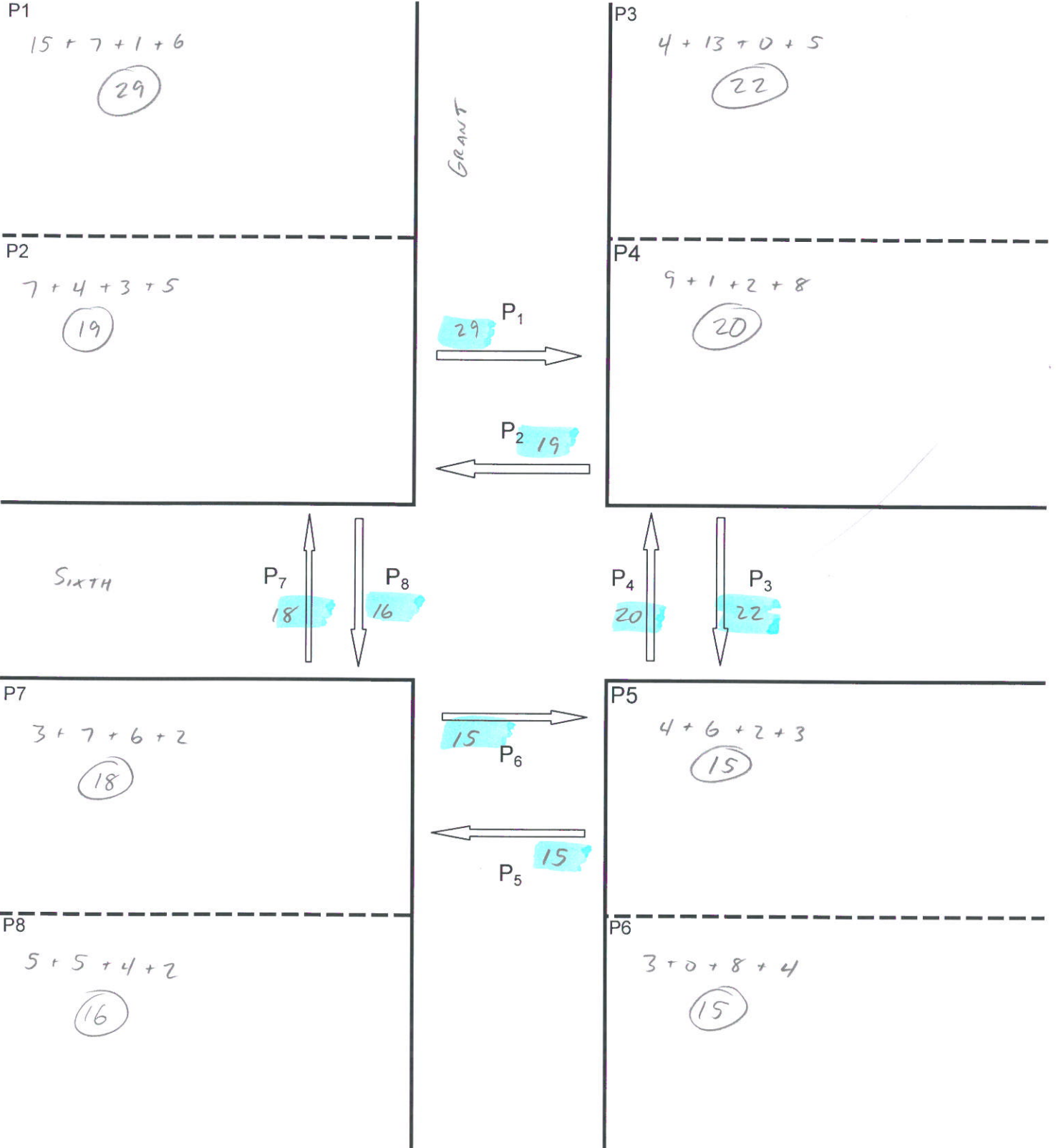
Date: FRIDAY CASINO 9-10 PM



Trans Associates  
4955 Steubenville Pike Suite 400  
Pittsburgh, PA 15205  
(412) 490-0630

↑  
N

Project: 5380  
Location: GRANT + SIXTH  
Recorded By:  
Date: SATURDAY PM PEAK 8:45-9:45



Trans Associates  
4955 Steubenville Pike Suite 400  
Pittsburgh, PA 15205  
(412) 490-0630

↑  
N

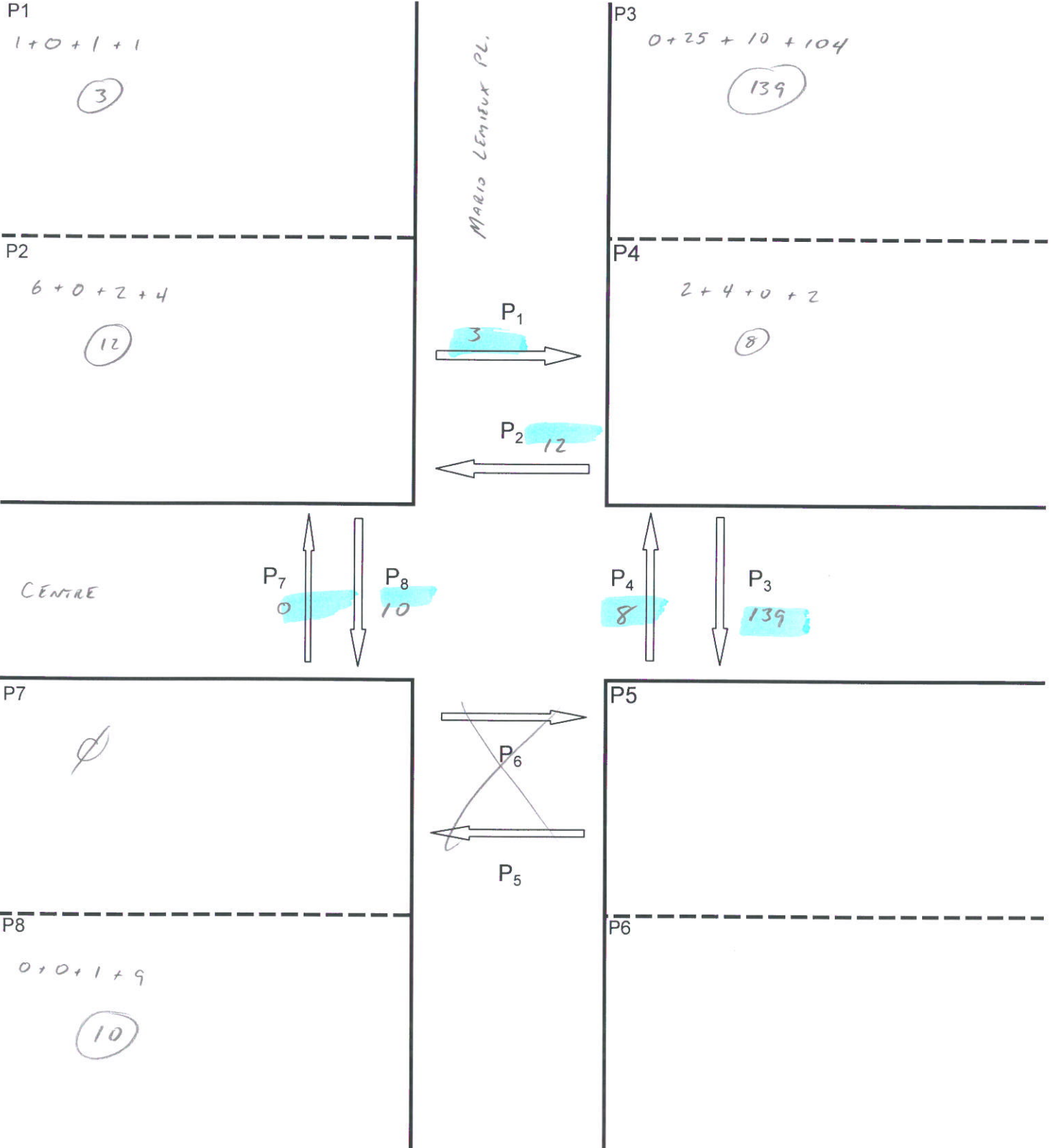
Project: 5380  
Location: FORBES / CHATHAM / McNULTY  
Recorded By:  
Date: SATURDAY PM PEAK 8:30-9:30





Trans Associates  
 4955 Steubenville Pike Suite 400  
 Pittsburgh, PA 15205  
 (412) 490-0630

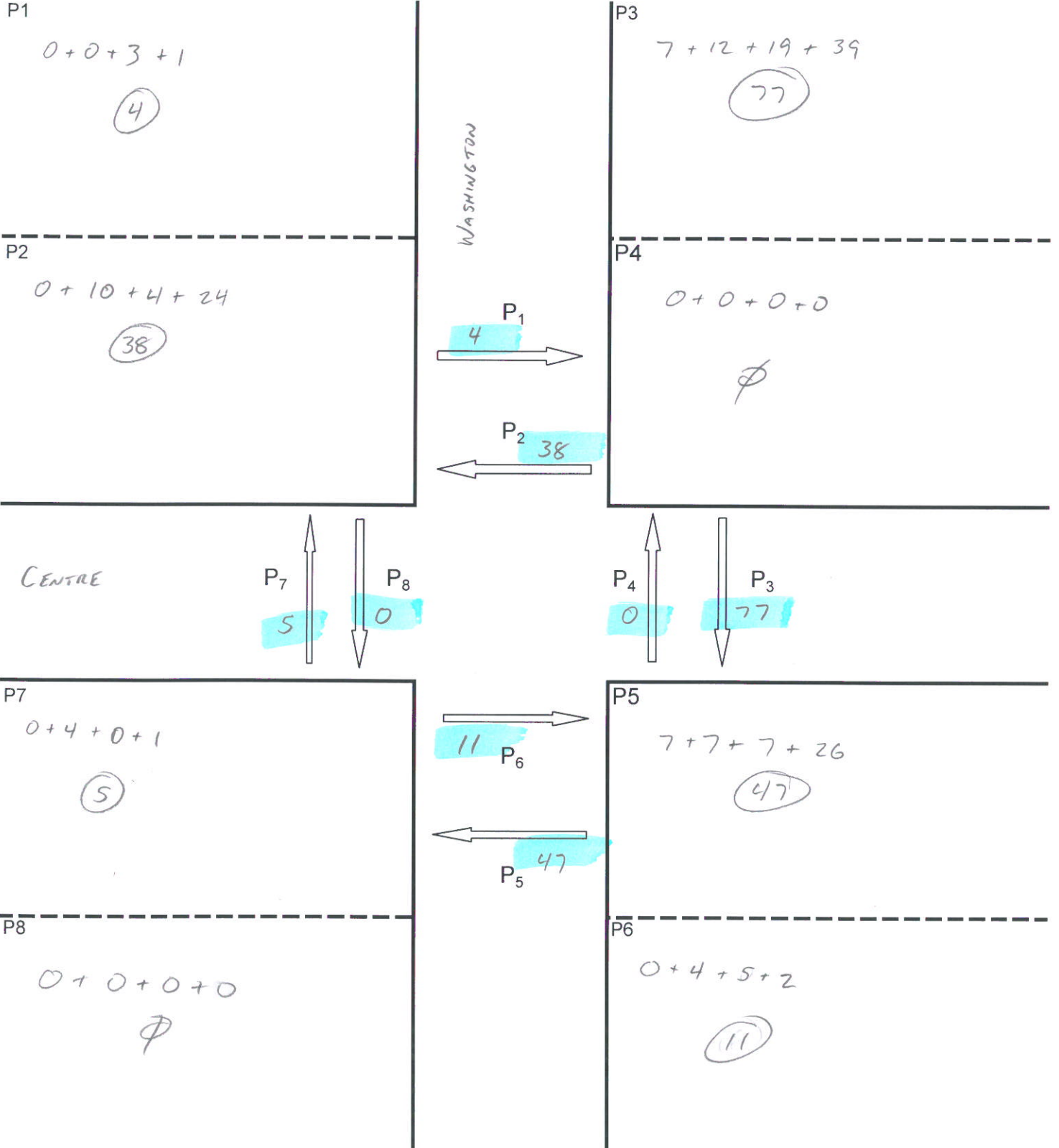
Project: 5380  
 Location: CENTRE + MARIO LEMIEUX PL.  
 Recorded By:  
 Date: SATURDAY PM PEAK 8:45-9:45



Trans Associates  
 4955 Steubenville Pike Suite 400  
 Pittsburgh, PA 15205  
 (412) 490-0630



Project: 5380  
 Location: CENTRE + WASHINGTON  
 Recorded By:  
 Date: SATURDAY PM PEAK 8:45-9:45



Trans Associates  
4955 Steubenville Pike Suite 400  
Pittsburgh, PA 15205  
(412) 490-0630

Project: 5380  
Location: FIFTH + WASHINGTON PL / CHATHAM SQ / MCNULTY  
Recorded By:  
Date: SATURDAY PM PEAK 8:30-9:30

